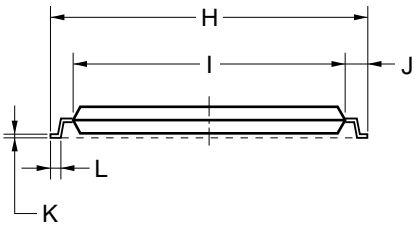
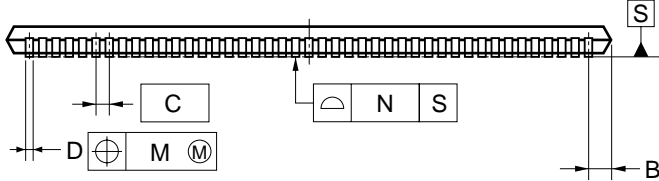
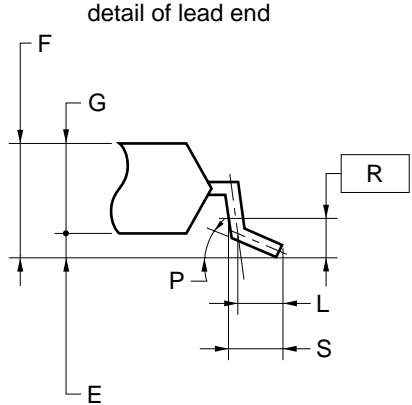
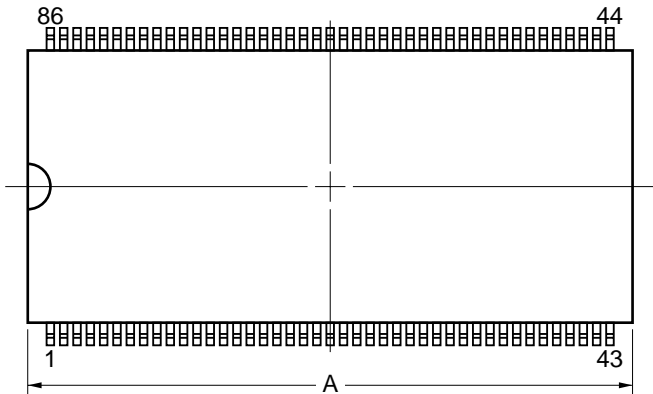


86-PIN PLASTIC TSOP (II) (10.16 mm (400))



NOTES

- Each lead centerline is located within 0.1 mm of its true position (T.P.) at maximum material condition.
- Dimension "A" does not include mold flash, protrusions or gate burrs. Mold flash, protrusions or gate burrs shall not exceed 0.15mm per side.

ITEM	MILLIMETERS
A	22.22±0.05
B	0.765 MAX.
C	0.5 (T.P.)
D	0.22 ^{+0.06} _{-0.04}
E	0.10±0.05
F	1.1±0.1
G	1.00
H	11.76±0.20
I	10.16±0.10
J	0.80±0.20
K	0.145 ^{+0.025} _{-0.015}
L	0.50
M	0.1
N	0.10
P	3° ^{+5°} _{-3°}
R	0.25
S	0.60±0.15