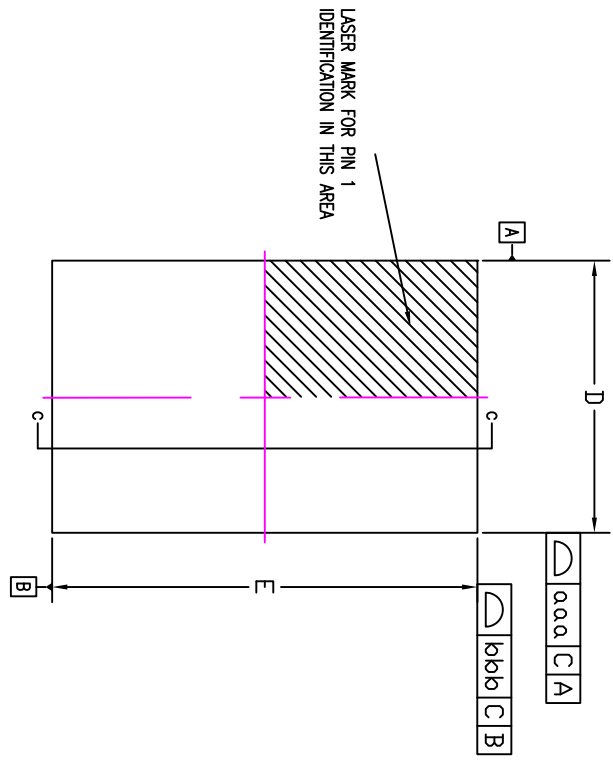
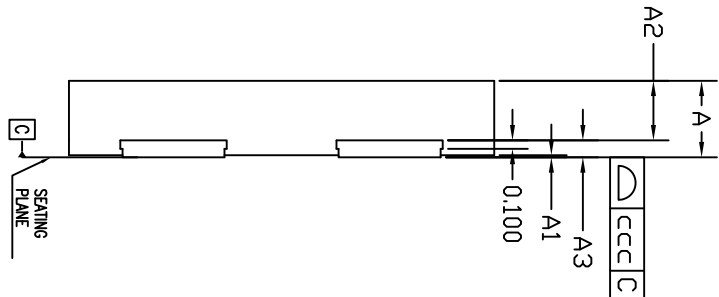


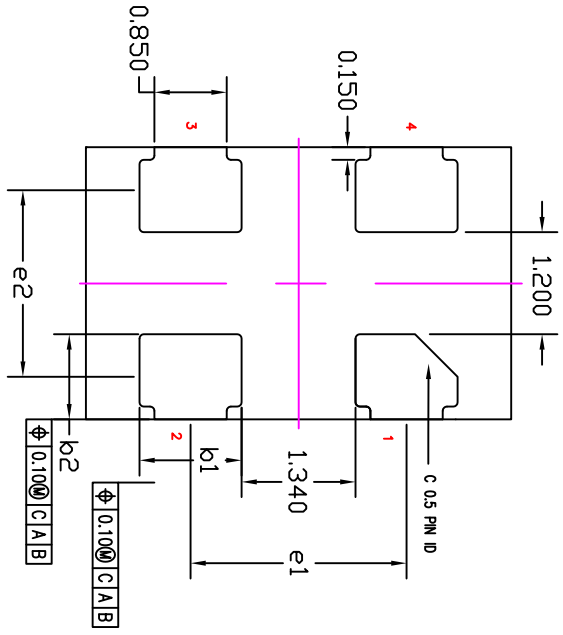
REVISIONS			
REV	DESCRIPTION	DATE	APPROVED
00	INITIAL RELEASE	08/04/11	D. Peng
01	COMBINE POD & LAND PATTERN	4/3/13	RC
02	ADD NOTE RECOMMENDED LAND PATTERN	2/25/14	J.H



TOP VIEW



SIDE VIEW  
SECTION C-C



BOTTOM VIEW

TOLERANCES UNLESS SPECIFIED		DECIMAL ANGULAR	
XXX+	±	XXXX+	±
DRAWN 32% 09/04/11		DATE	
CHECKED		TITLE	
SIZE C		NS/NSG4 PACKAGE OUTLINE	
DRAWING No. PSC-4371		3.2 x 5.0 x 0.85 mm BODY	
DO NOT SCALE DRAWING		2.20 mm X-PITCH, 2.54 mm Y-PITCH	
SHEET 1 OF 3		REV 02	


**IDT** 6024 Silver Creek Valley Road  
 San Jose, CA 95138  
 PHONE: (408) 294-8200  
 FAX: (408) 294-8991  
 www.IDT.com

\* CONTROLLING DIMENSION : MM

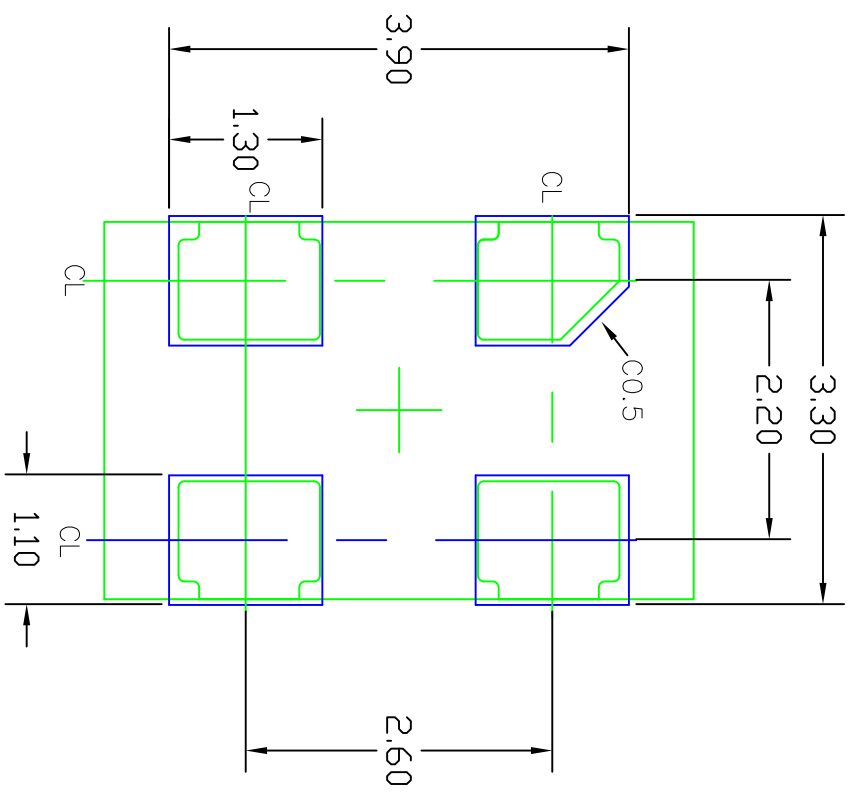
SYMBOL	MILLIMETER			INCH		
	MIN.	NOM.	MAX.	MIN.	NOM.	MAX.
A	0.80	0.85	0.90	0.031	0.033	0.035
A1	----	----	0.05	----	----	0.002
A2	----	0.65	0.70	----	0.026	0.028
A3	0.20 REF.			0.008 REF.		
b1	1.15	1.20	1.25	0.045	0.047	0.049
b2	0.95	1.00	1.05	0.037	0.039	0.041
D	3.20 bsc			0.126 bsc		
E	5.00 bsc			0.197 bsc		
e1	2.54 bsc			0.100 bsc		
e2	2.20 bsc			0.087 bsc		
TOLERANCES OF FORM AND POSITION						
aaa	0.10			0.004		
bbb	0.10			0.004		
ccc	0.05			0.002		

REVISIONS			
REV	DESCRIPTION	DATE	APPROVED
00	INITIAL RELEASE	08/04/11	D. Peng
01	COMBINE POD & LAND PATTERN	4/3/13	RC
02	ADD NOTE RECOMMENDED LAND PATTERN	2/25/14	JH

- NOTES :
1. ALL DIMENSIONS ARE IN MILLIMETERS.
  2. DIE THICKNESS ALLOWABLE IS 0.305 mm MAXIMUM (0.012 INCHES MAXIMUM)
  3. DIMENSIONING & TOLERANCES CONFORM TO ASME Y14.5M-1994.
  4. THE PIN #1 IDENTIFIER MUST BE PLACED ON THE TOP SURFACE OF THE PACKAGE BY USING INDENTATION MARK OR OTHER FEATURE OF PACKAGE BODY.
  5. EXACT SHAPE AND SIZE OF THIS FEATURE IS OPTIONAL.
  6. PACKAGE WARRPAGE MAX 0.08 mm.

TOLERANCES UNLESS SPECIFIED		6024 Silver Creek Valley Road San Jose, CA 95138	
DECIMAL	ANGULAR	PHONE: (408) 284-8200	
XX±	±	FAX: (408) 284-8581	
XXXX±		www.IDT.com	
XXXX±		NS/NSG4 PACKAGE OUTLINE	
APPROVALS	DATE	3.2 x 5.0 x 0.85 mm BODY	
DRAWN 302	08/04/11	2.20 mm X-PITCH, 2.54 mm Y-PITCH	
CHECKED		SIZE DRAWING No. PSC-4371	
		REV 02	
		DO NOT SCALE DRAWING	
		SHEET 2 OF 3	

REVISIONS			
REV	DESCRIPTION	DATE	APPROVED
00	INITIAL RELEASE	08/04/11	D. Peng
01	COMBINE POD & LAND PATTERN	4/3/13	RC
02	ADD NOTE RECOMMENDED LAND PATTERN	2/25/14	J.H



RECOMMENDED LAND PATTERN DIMENSION

NOTES:

1. ALL DIMENSION ARE IN mm. ANGLES IN DEGREES.
2. TOP DOWN VIEW. AS VIEWED ON PCB.
3. COMPONENT OUTLINE SHOW FOR REFERENCE IN GREEN.
4. LAND PATTERN IN BLUE. NSMD PATTERN ASSUMED.
5. LAND PATTERN RECOMMENDATION PER IPC-7351B GENERIC REQUIREMENT MOUNT DESIGN AND LAND PATTERN.

TOLERANCES UNLESS SPECIFIED		DATE	
DECIMAL	ANGULAR	08/04/11	
XXX±	±		
XXXX			
XXXX±			
APPROVALS		TITLE	
DRAWN	3CZ	NS/NSG4 PACKAGE OUTLINE	
CHECKED		3.2 x 5.0 x 0.85 mm BODY	
		2.20 mm X-PITCH, 2.54 mm Y-PITCH	
		SIZE	DRAWING No.
		C	PSC-4371
			REV
			02
DO NOT SCALE DRAWING		SHEET 3 OF 3	


**IDT**  
 6024 Silver Creek Valley Road  
 San Jose, CA 95138  
 PHONE: (408) 284-8200  
 FAX: (408) 284-8991  
[www.idt.com](http://www.idt.com)