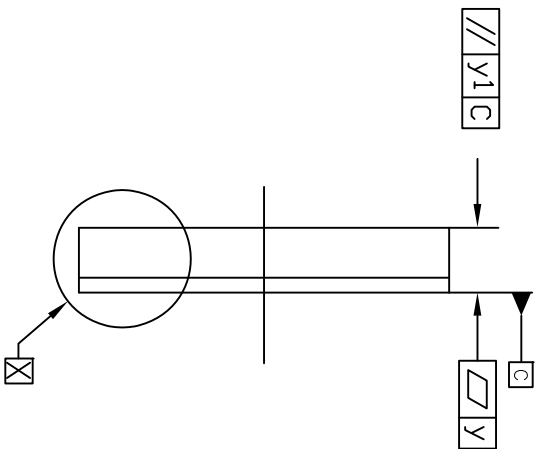
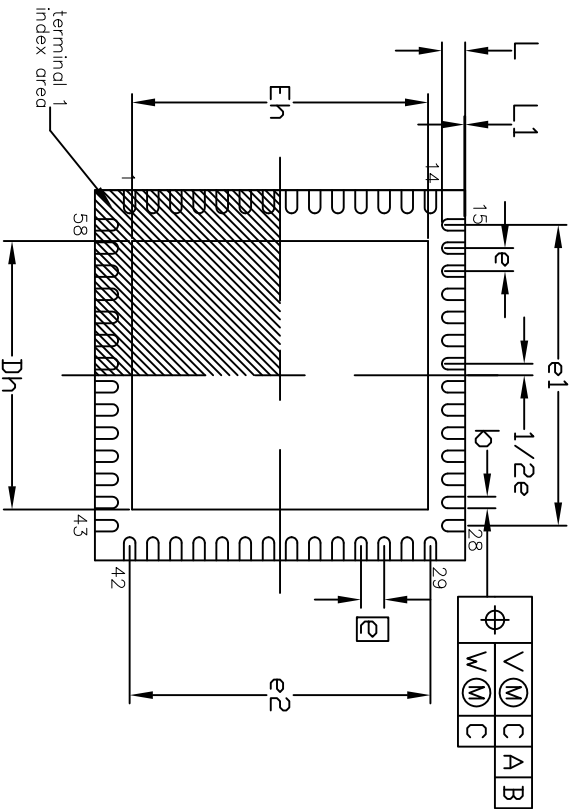
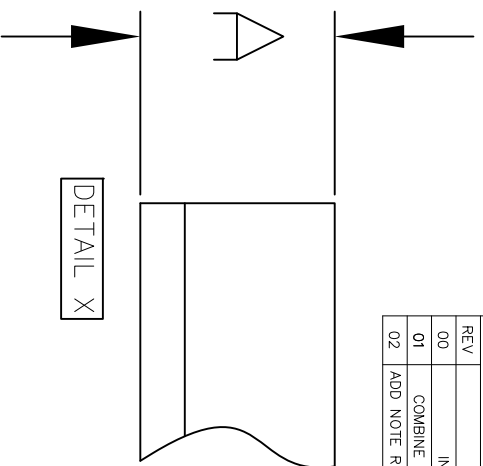
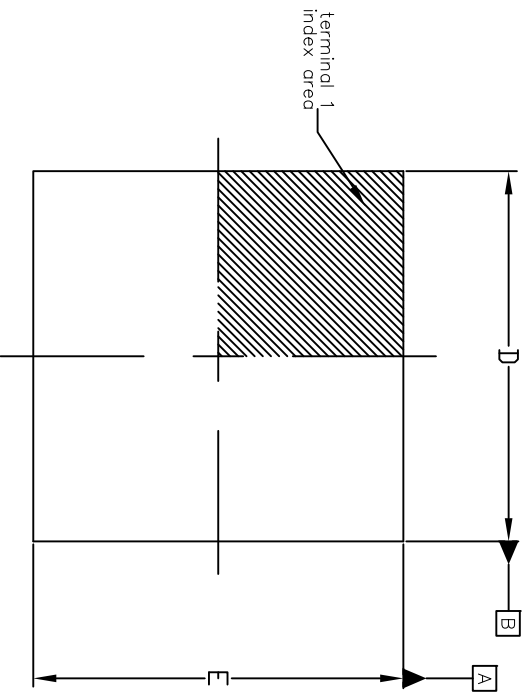


REVISIONS				
REV	DESCRIPTION	DATE	APPROVED	
00	INITIAL RELEASE	1/14/13	RC	
01	COMBINE POD & LAND PATTERN	4/5/13	RC	
02	ADD NOTE RECOMMENDED LAND PATTERN	2/21/14	JH	



Dimensions

Unit	A	b	D	Dh	E	Eh	e	e1	e2	L	L1	v	w	y	y1
mm	max	1.40	0.30	8.10	5.85	1.40	5.85			0.55	0.10				
	nom	1.35	0.25	8.00	5.80	1.35	5.80	0.5	6.5	0.50	0.05	0.1	0.05	0.05	0.1
	min	1.25	0.20	7.90	5.75	1.25	5.75			0.45	0.00				

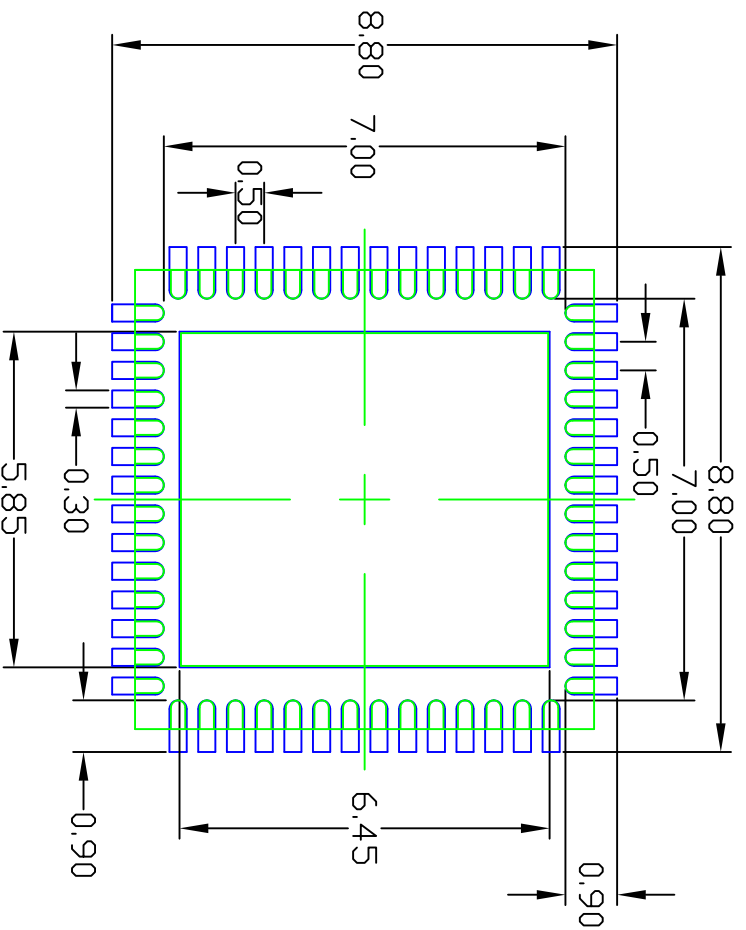
TOLERANCES UNLESS SPECIFIED
 DECIMAL ANGULAR
 XXX± 1/16
 XXXX±

APPROVALS DATE TITLE
 DRAWN: *gbc/gor* 1/14/13 8.0 mm SQ BODY
 CHECKED: 1.35 mm THICK 0.5 mm PITCH QFN

www.IDT.com 6024 Silver Creek Valley Road
 San Jose, CA 95138
 PHONE: (408) 284-8200
 FAX: (408) 284-8991

SIZE: C DRAWING No. PSC-4420
 DO NOT SCALE DRAWING SHEET 1 OF 2

REVISIONS			
REV	DESCRIPTION	DATE	APPROVED
00	INITIAL RELEASE	1/14/13	RC
01	COMBINE POD & LAND PATTERN	4/5/13	RC
02	ADD NOTE RECOMMENDED LAND PATTERN	2/21/14	JH



RECOMMENDED LAND PATTERN DIMENSION

NOTES:

1. ALL DIMENSION ARE IN mm. ANGLES IN DEGREES.
2. TOP DOWN VIEW. AS VIEWED ON PCB.
3. COMPONENT OUTLINE SHOW FOR REFERENCE IN GREEN.
4. LAND PATTERN IN BLUE. NSMD PATTERN ASSUMED.
5. LAND PATTERN RECOMMENDATION PER IPC-7351B GENERIC REQUIREMENT FOR MOUNT DESIGN AND LAND PATTERN.

TOLERANCES UNLESS SPECIFIED	
DECIMAL	± ANGULAR
XXX±	±
XXXX±	±
APPROVALS	DATE
DRAWN <i>RAAG</i> 01/14/13	
CHECKED	
SIZE	DRAWING No.
C	PSC-4420
DO NOT SCALE DRAWING	SHEET 2 OF 2

IDT 8024 Silver Creek Valley Road
San Jose, CA 95138
PHONE: (408) 284-8200
FAX: (408) 284-8591
www.IDT.com

TITLE NG656 PACKAGE OUTLINE
8.0 mm SQ BODY
1.35 mm THICK 0.5 mm PITCH QFN

REV 02