

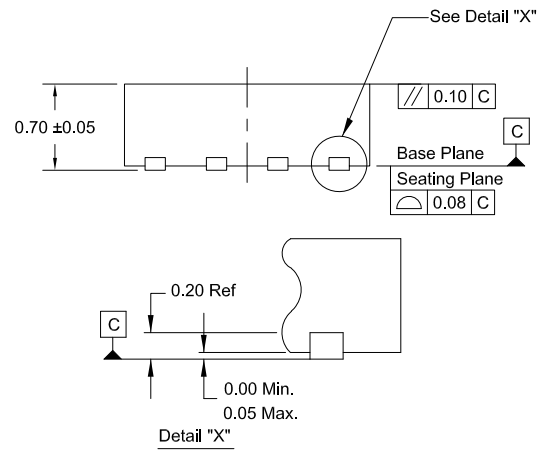
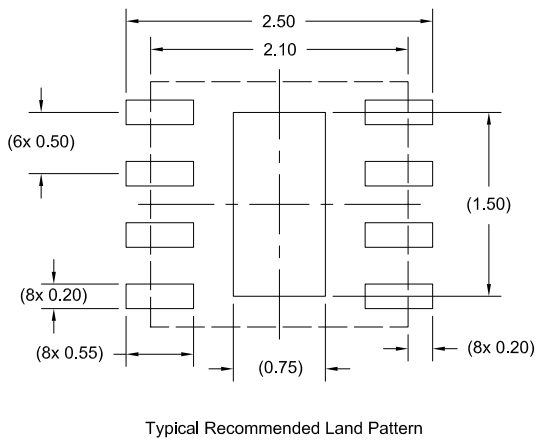
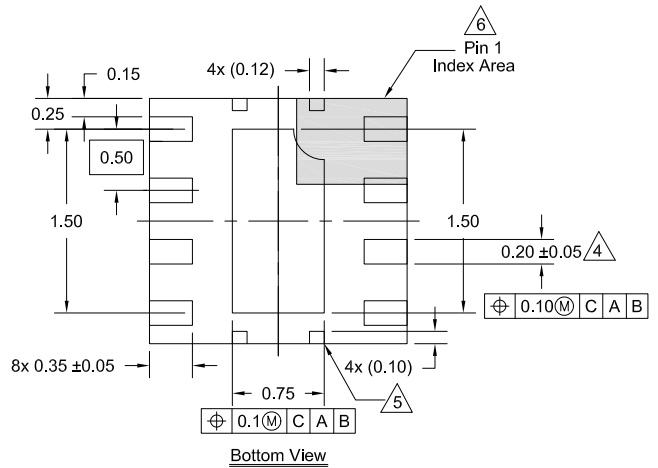
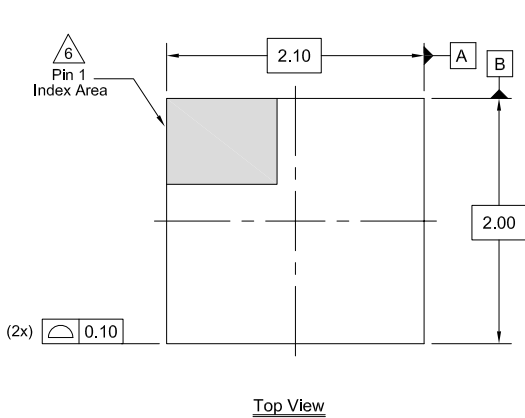
Plastic Packages for Integrated Circuits

Package Outline Drawing

L8.2.1x2.0Z

8 Lead Optical Dual Flat No-lead Plastic Package (ODFN)

Rev 0, 5/2021



Notes:

1. Dimensions are in millimeters.
Dimensions in () for reference only.
2. Dimensioning and tolerancing conform to ASME Y14.5m-1994.
3. Unless otherwise specified, tolerance: Decimal ±0.05
4. Dimension $\triangle 4$ applies to the metallized terminal and is measured between 0.25mm and 0.35mm from the terminal tip.
5. Tiebar shown (if present) is a non-functional feature connected to paddle for mechanical locking purpose.
6. The configuration of the pin #1 identifier is optional, but must be located within the zone indicated. The pin #1 identifier may be either a mold or mark feature.