

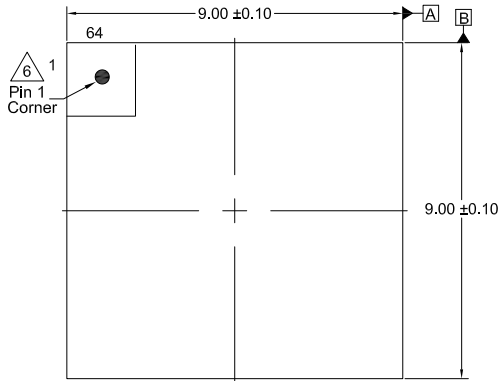
# Plastic Packages for Integrated Circuits

## Package Outline Drawing

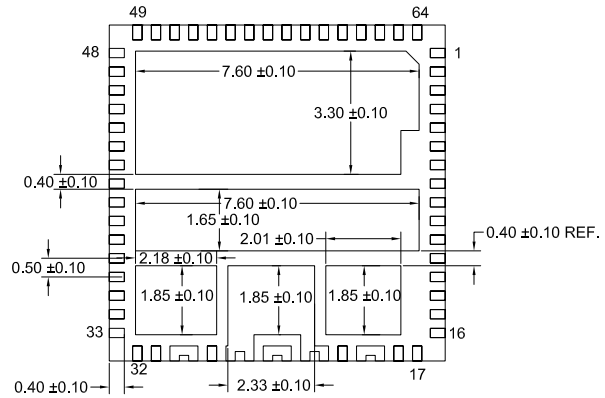
L64.9x9C

64 Lead Quad Flat No-Lead Multi-Chip Module (0.75mm Nom.), (0.5mm pitch) (QFN-MCM)

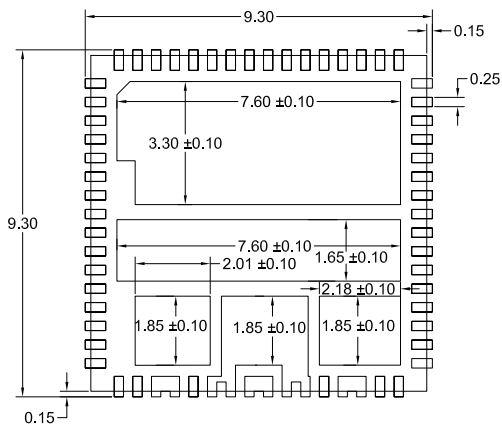
Rev 0, 08/2022



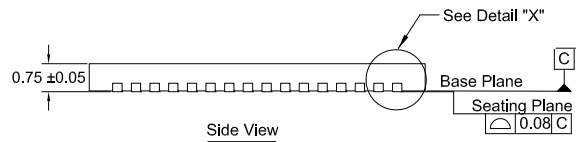
Top View



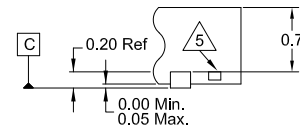
Bottom View



Typical Recommended Land Pattern



Side View



Detail "X"

Notes:

1. Dimensions are in millimeters.  
Dimensions in ( ) for reference only.
2. Dimensioning and tolerancing conform to ASME14.5m-1994.
3. Unless otherwise specified, tolerance : Decimal  $\pm 0.05$
4. Dimension b applies to the metallized terminal and is measured between 0.15mm and 0.30mm from the terminal tip.
5. Tiebar shown (if present) is a non-functional feature.
6. The configuration of the pin #1 identifier is optional, but must be located within the zone indicated. The pin #1 identifier may be either a mold or mark feature.