

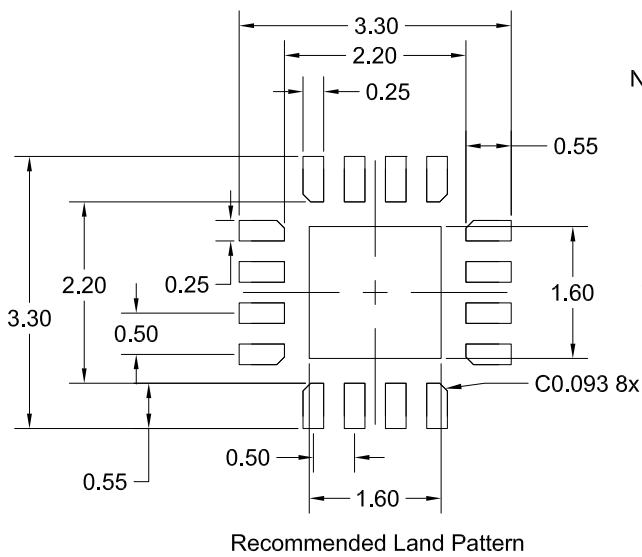
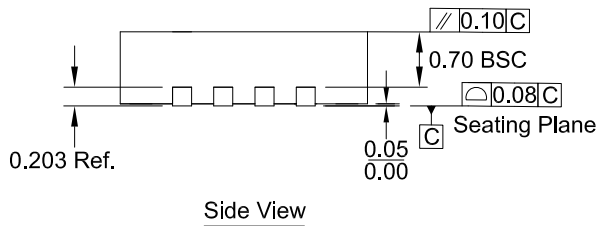
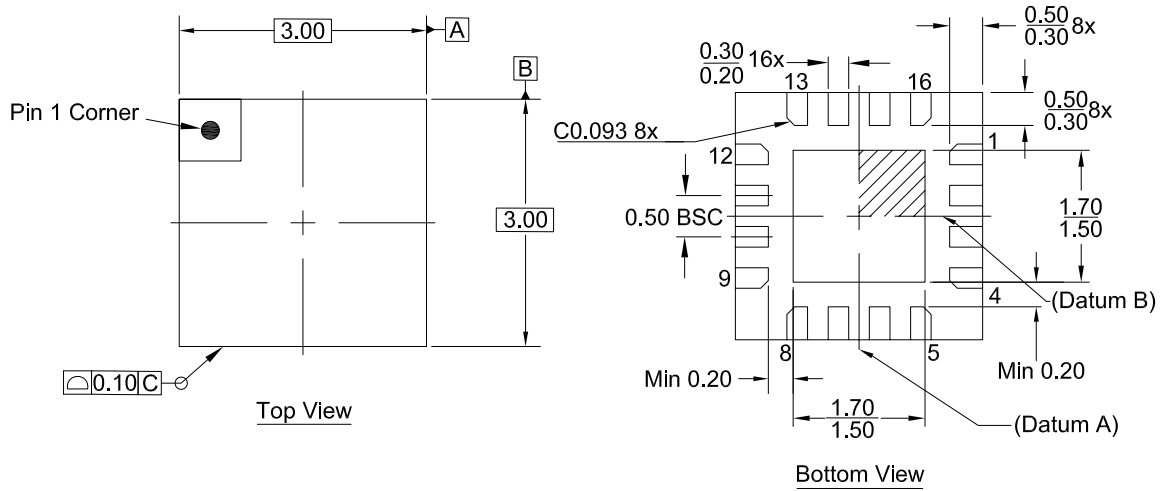
Plastic Packages for Integrated Circuits

Package Outline Drawing

L16.3x3G

16 Lead Quad Flat No-lead Plastic Package

Rev 0, 5/2023



Notes:

1. All dimensions are in mm. Angles in degrees.
2. All dimensioning and tolerancing conform to ASME Y14.5-2009.
3. Pin 1 location is either by chamfer or notch.
4. Land Pattern is top down view-as viewed on PCB.
5. Land Pattern recommendation is per IPC-7351B generic requirement for surface mount design and Land Pattern.