Package Outline Drawing

L10.2.5x2.5
10 Lead 2.5x2.5 Dual Flat No-Lead Plastic Package
Rev 0, 11/20

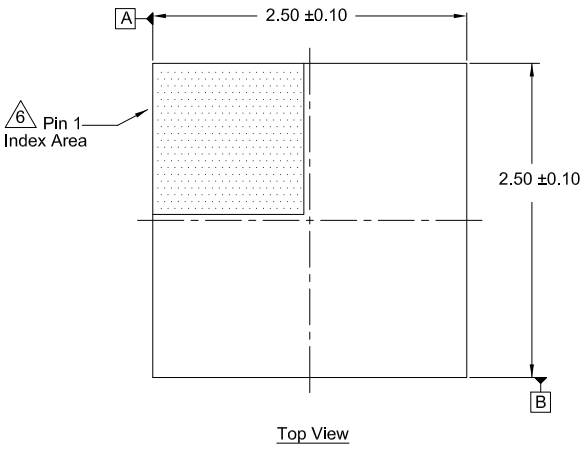

Top View

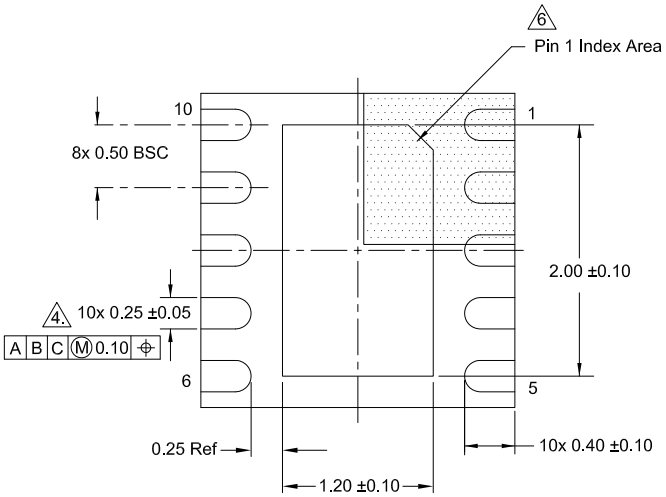

Bottom View

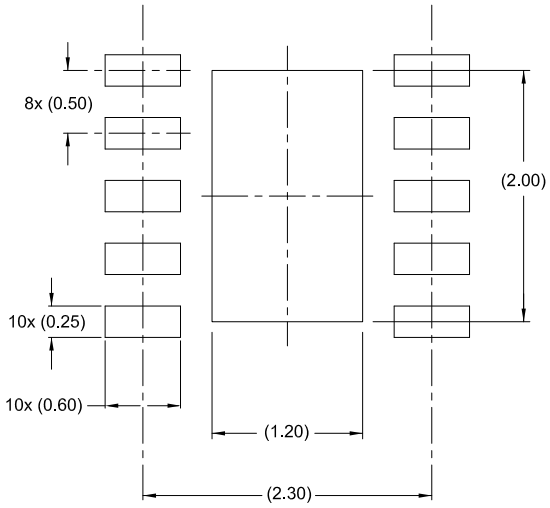

Typical Recommended Land Pattern

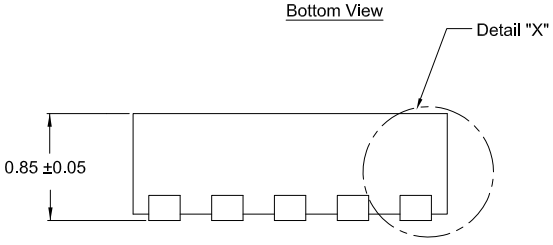

Side View

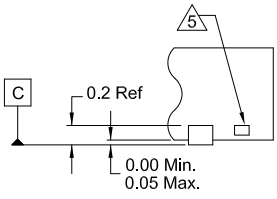

Detail "X"

Notes:

1. Dimensions are in millimeters.
   Dimensions in ( ) for reference only.
2. Dimensioning and tolerancing conform to ASME Y14.5m-1994.
3. Unless otherwise specified, tolerance: Decimal ±0.05
4. This dimension applies to the metallized terminal and is measured between 0.15mm and 0.30mm from the terminal tip.
5. Tiebar shown (if present) is a non-functional feature.
6. The configuration of the pin #1 identifier is optional, but must be located within the zone indicated. The pin #1 identifier is either a mold or mark feature.