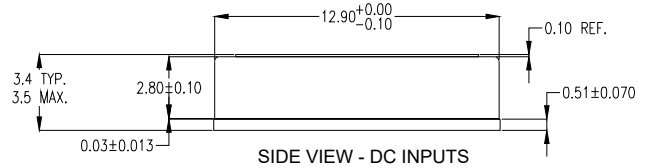
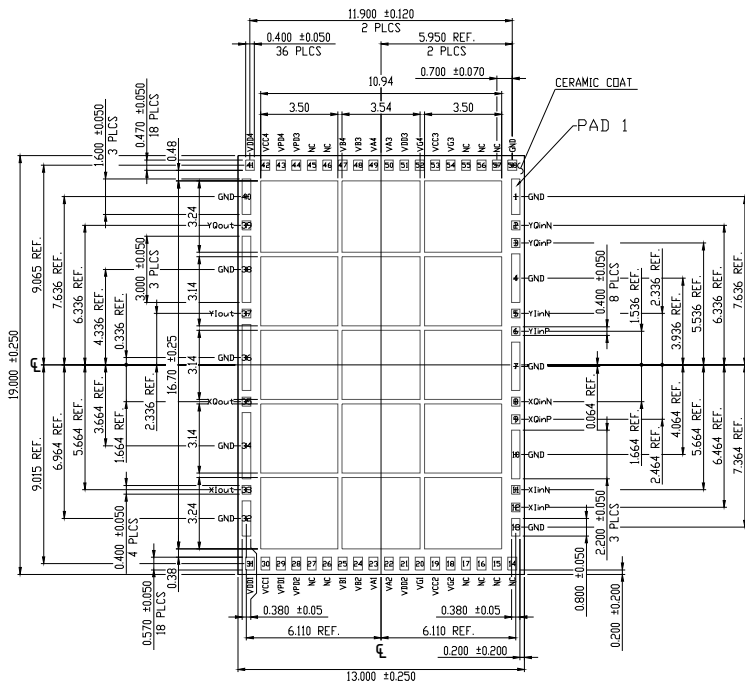


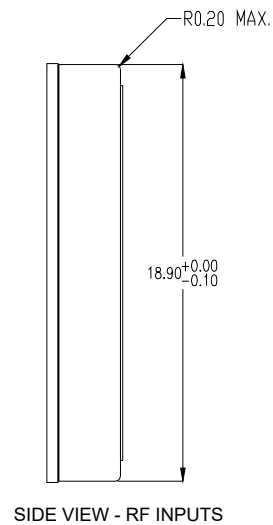
TOP VIEW



SIDE VIEW - DC INPUTS



BOTTOM VIEW



SIDE VIEW - RF INPUTS

NOTES:

1. ALL DIMENSIONS ARE IN MILLIMETERS (mm).
2. TOLERANCES ARE ±0.15mm UNLESS OTHERWISE SPECIFIED.
3. CONNECT UNLABELED (LARGE) PADS TO GROUND.
4. PADS LABELED "NC" ARE NOT INTERNALLY CONNECTED.

Package Revision History

Date Created	Rev No.	Description
April 5, 2019	Rev 00	Initial Release