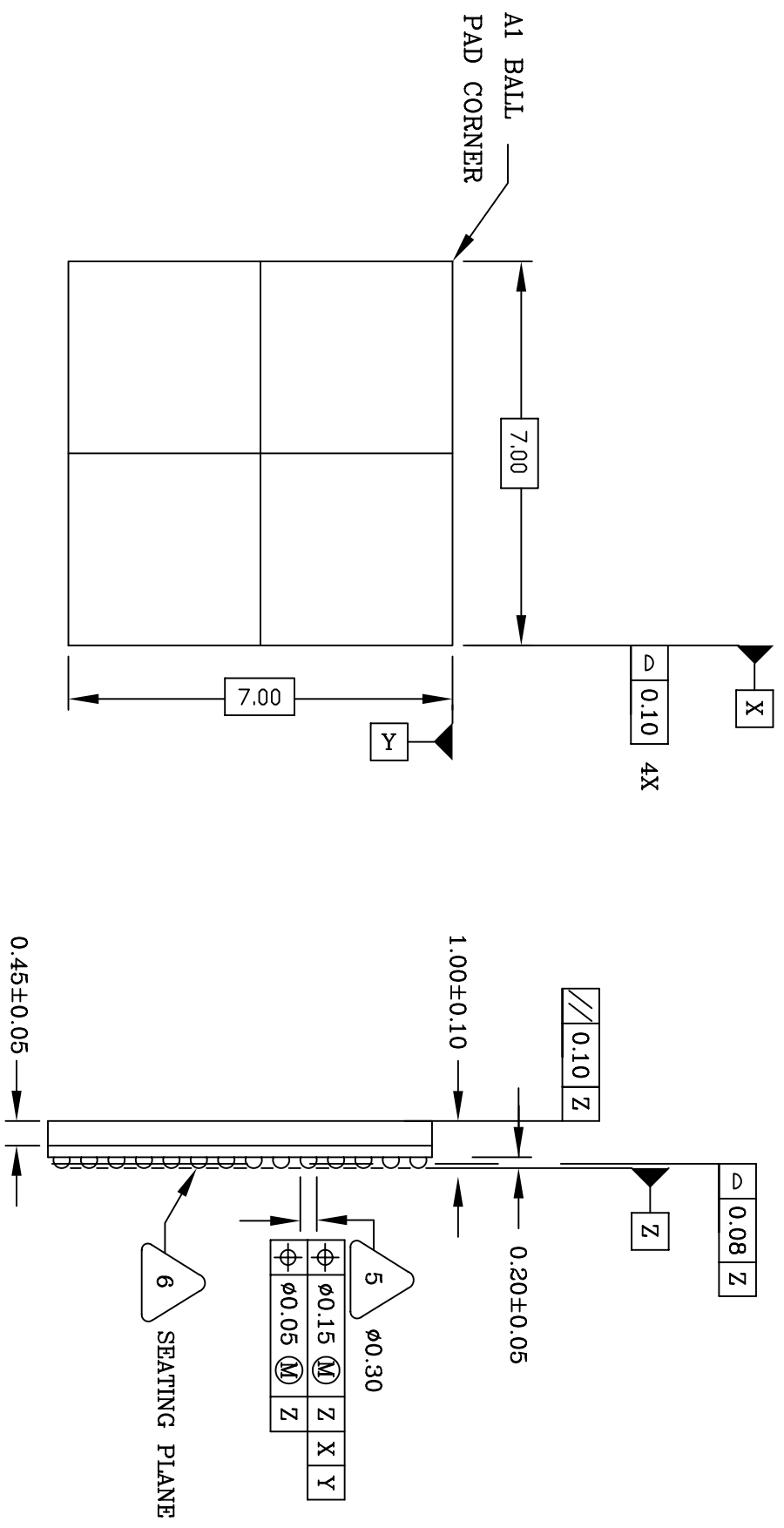


REVISIONS			
REV	DESCRIPTION	DATE	APPROVED
00	INITIAL RELEASE	07/31/06	DP
01	COMBINE POD & LAND PATTERN	5/21/13	RC



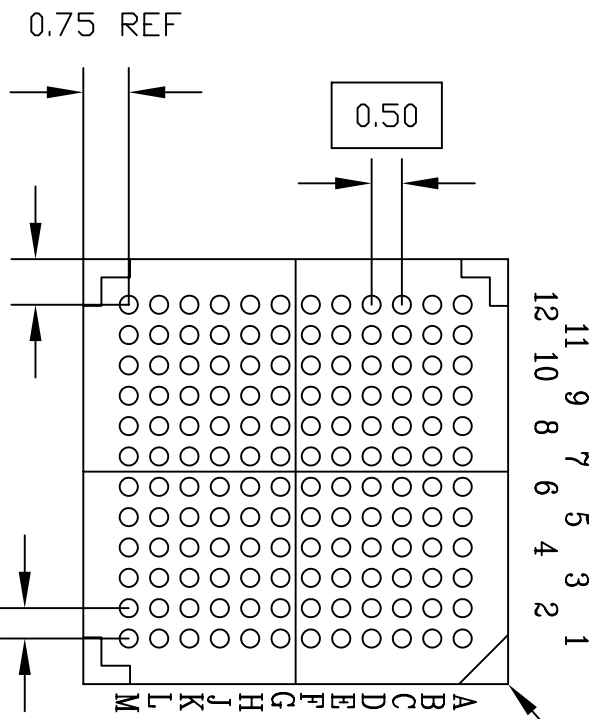
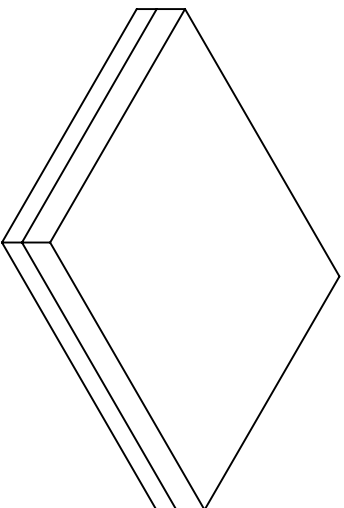
TOP VIEW

SIDE VIEW

UNLESS OTHERWISE SPECIFIED DIMENSIONS ARE IN MILLIMETERS ANGULAR ±1°		www.IDT.com		6024 Silver Creek Valley Road San Jose, CA 95138 PHONE: (408) 284-8200 FAX: (408) 284-8591	
APPROVALS	DATE	BY/BYG	144 PACKAGE OUTLINE	SIZE	SCALE
DRAWN ggp	07/31/06	7.0 X 7.0 X 1.0 mm	BODY CVBGA	C	N/A
CHECKED		0.5 mm Ball Pitch			
		DRAWING No.	PSC-4197		
			DD NOT SCALE DRAWING		
					SHEET 1 OF 3

REVISIONS			
REV	DESCRIPTION	DATE	APPROVED
00	INITIAL RELEASE	07/31/06	DP
01	COMBINE PAD & LAND PATTERN	5/21/13	RC

A1 BALL PAD CORNER



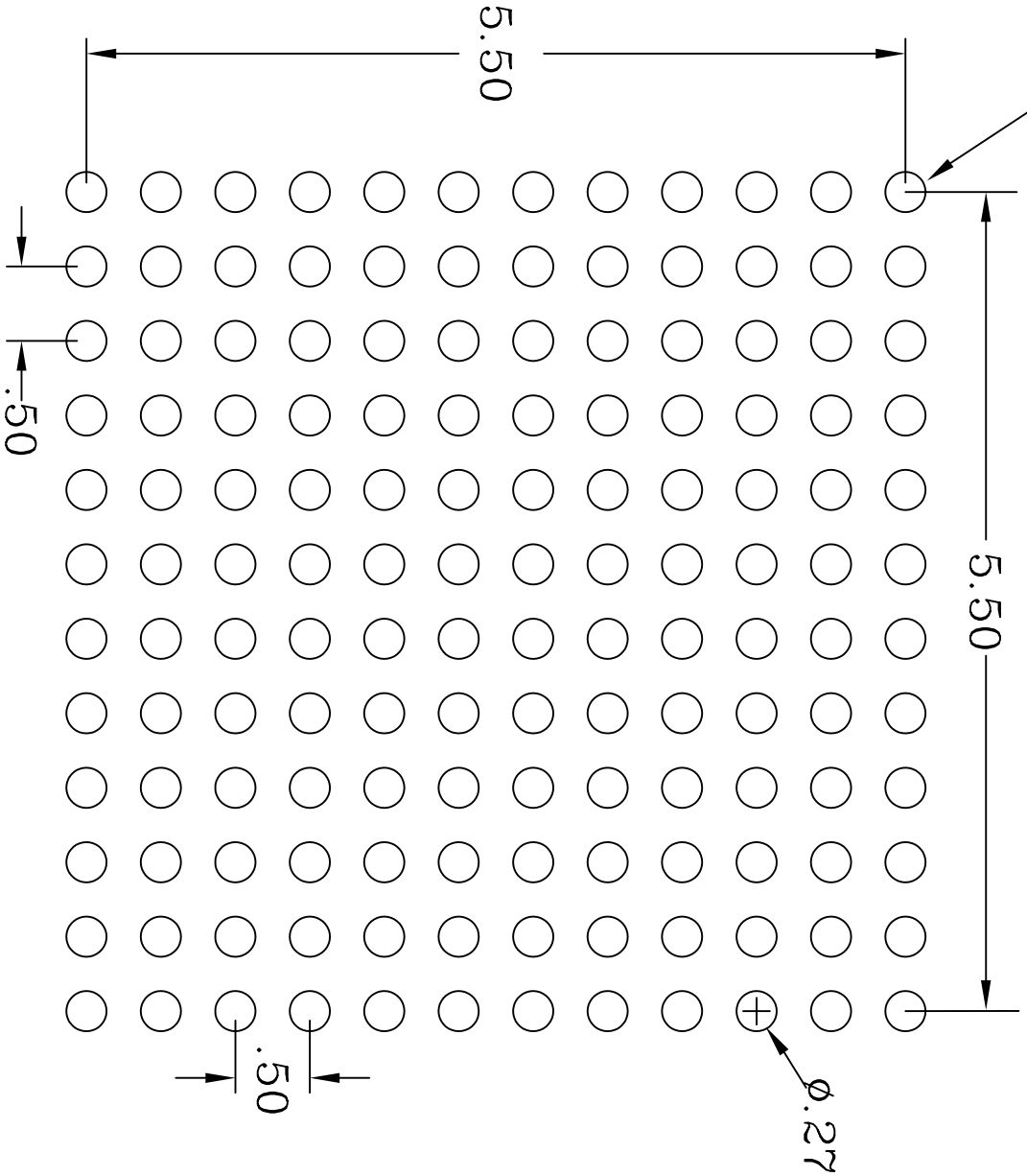
NOTES: UNLESS OTHERWISE SPECIFIED

1. ALL DIMENSIONS AND TOLERANCES CONFORM TO ASME Y14.5M-1994.
2. THE BASIC SOLDER BALL GRID PITCH IS 0.50.
3. THE MAXIMUM SOLDER BALL MATRIX SIZE IS 12 X 12.
4. THE MAXIMUM ALLOWABLE NUMBER OF SOLDER BALLS IS 144.
5. DIMENSION IS MEASURED AT THE MAXIMUM SOLDER BALL DIAMETER, PARALLEL TO PRIMARY DATUM Z.
6. PRIMARY DATUM Z AND SEATING PLANE ARE DEFINED BY THE SPHERICAL CROWNS OF THE SOLDER BALLS.
7. \*A1\* ID CORNER MUST BE IDENTIFIED BY CHAMFER, INK MARK, METALLIZED MARKING, INDENTATION OR OTHER FEATURE ON PACKAGE BODY.
8. IF "A1" ID CORNER IS ON PACKAGE BODY. IT MUST BE LOCATED WITHIN THE ZONE INDICATED.
9. ALL DIMENSIONS ARE IN MILLIMETERS.

**BOTTOM VIEW**  
(144 SOLDER BALLS)

UNLESS OTHERWISE SPECIFIED DIMENSIONS ARE IN MILLIMETERS		APPROVED	
DECIMAL	XX ±0.10	DATE	07/31/06
ANGULAR	XXX ±0.05	CHECKED	
	XXXX ±0.08		
www.IDT.com		BY/BYG 144 PACKAGE OUTLINE	
6024 Silver Creek Valley Road San Jose, CA 95138 PHONE: (408) 284-8200 FAX: (408) 284-8591		7.0 X7.0 X1.0mm BDDY CVBGA 0.5 mm Ball Pitch	
DRAWING No. PSC-4197		SIZE	C
DD NOT SCALE DRAWING		SCALE	N/A
		REV	01

**"A1" BALL PAD CORNER**



RECOMMENDED LAND PATTERN DIMENSION (mm)

REVISIONS			
REV	DESCRIPTION	DATE	APPROVED
00	INITIAL RELEASE	3/27/12	RC
01	COMBINE PDD & LAND PATTERN	5/21/13	RC

UNLESS OTHERWISE SPECIFIED DIMENSIONS ARE IN MILLIMETERS		APPROVALS		DATE	
DECIMAL	XX.XX	DATE	1/17/12		
ANGULAR	XXX.X	DRAWN	gp		
	XXXX.X	CHECKED			
<b>IDT</b> 6024 SILVER CREEK VALLEY ROAD San Jose, CA 95138 PHONE: (408) 284-8200 FAX: (408) 284-2775 www.IDT.com		BY/BYG 144 PACKAGE OUTLINE 7.0 x 7.0 x 1.0 mm BODY 0.5 mm PITCH CABGA			
DRAWING No.		PSC-4197		SIZE	SCALE
Dwg NOT SCALE DRAWING				C	N/A
				REV	01