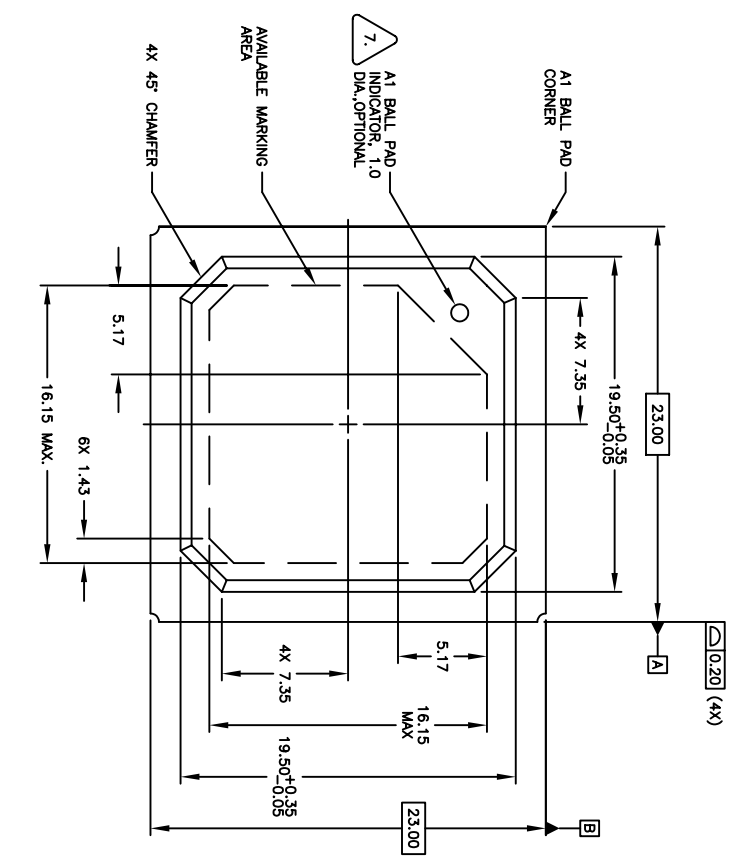
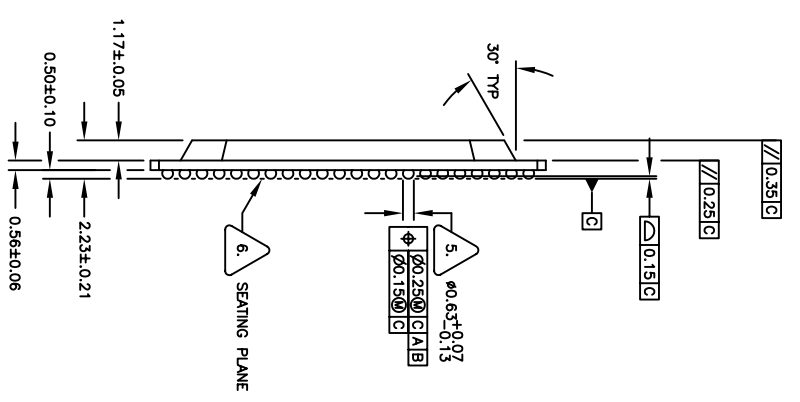


REVISIONS			
REV	DESCRIPTION	DATE	APPROVED
00	INITIAL RELEASE	11/16/04	PKP
01	COMBINE POD & LAND PATTERN	06/06/13	KS



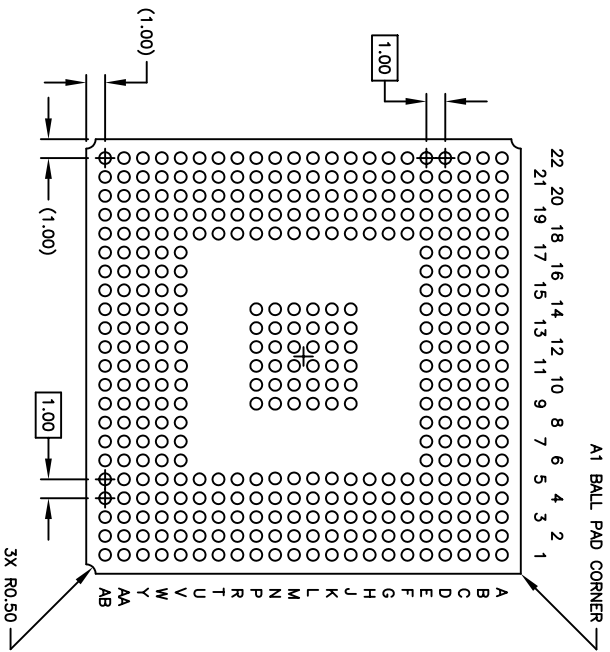
TOP VIEW



SIDE VIEW

TOLERANCES UNLESS SPECIFIED		6024 SILVER CREEK	
DECIMAL	ANGULAR	VALLEY ROAD	
XX ± .05	E1	SAN JOSE CA 95138	
XXX ± .030		PHONE: (408) 284-8200	
APPROVALS	DATE	WWW.IDT.COM	
DRAWN BY	11/15/04	FAX: (408) 284-8591	
CHECKED		TITLE BB/BBG PACKAGE OUTLINE	
		23.0 x 23.0 mm BODY	
		1.00 mm PITCH PBGA	
SIZE	DRAWING No.	PSC-4145	REV
C			01
DO NOT SCALE DRAWING			SHEET 1 OF 3

REVISIONS			
REV	DESCRIPTION	DATE	APPROVED
00	INITIAL RELEASE	11/16/04	PKP
01	COMBINE POD & LAND PATTERN	06/06/13	KS

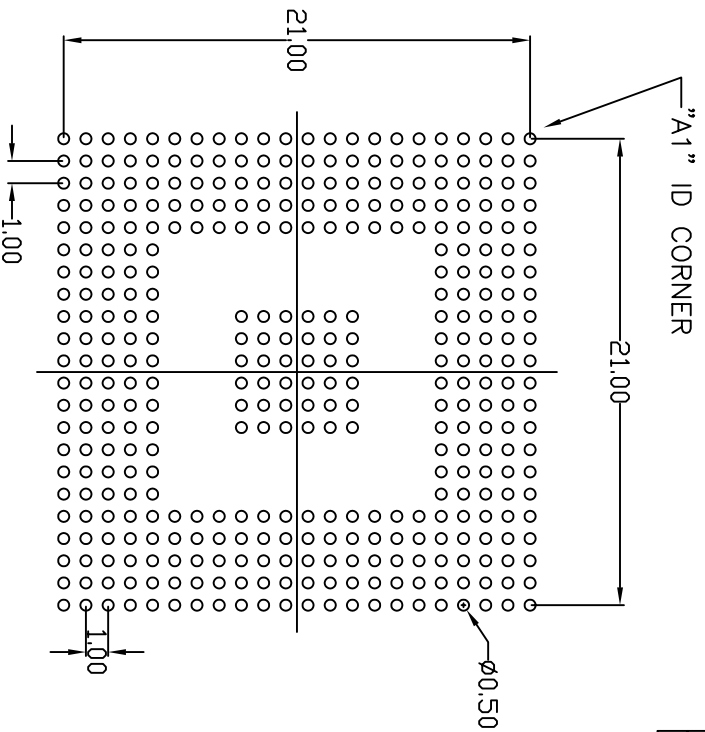


BOTTOM VIEW  
376 SOLDER BALLS

1. ALL DIMENSIONS AND TOLERANCES CONFORM TO ASME Y14.5M-1994.
2. THE BASIC SOLDER BALL GRID PITCH IS 1.00mm.
3. THE MAXIMUM SOLDER BALL MATRIX SIZE IS 22 X 22.
4. THE MAXIMUM ALLOWABLE NUMBER OF SOLDER BALLS IS 484.
5. DIMENSION IS MEASURED AT THE MAXIMUM SOLDER BALL DIAMETER, PARALLEL TO PRIMARY DATUM C.
6. PRIMARY DATUM C AND SEATING PLANE ARE DEFINED BY THE SPHERICAL CROWNS OF THE SOLDER BALLS.
7. A1 BALL PAD CORNER I.D. FOR PLATE MOLD: TO BE MARKED BY INK. AUTO MOLD: DIMPLE TO BE FORMED BY MOLD CAP.
8. THIS DRAWING CONFORMS TO THE JEDEC REGISTERED OUTLINE MS-034/A, VARIATION AAJ-1.

TOLERANCES UNLESS SPECIFIED		6024 SILVER CREEK	
DECIMAL	ANGULAR	VALLEY ROAD	
XX .05	E <sup>+</sup>	SAN JOSE CA. 95138	
XXX .030		PHONE: (408) 284-8200	
APPROVALS		WWW.IDT.COM FAX: (408) 284-8591	
DRAWN	DATE	TITLE	
DRG	11/15/04	BB/BBG PACKAGE OUTLINE	
CHECKED		23.0 x 23.0 mm BODY	
		1.00 mm PITCH PBGA	
SIZE	DRAWING No.	REV	
C	PSC-4145	01	
DO NOT SCALE DRAWING			SHEET 2 OF 3

REVISIONS			
REV	DESCRIPTION	DATE	APPROVED
00	INITIAL RELEASE	11/16/04	PKP
01	COMBINE POD & LAND PATTERN	06/06/13	KS



RECOMMENDED LAND PATTERN DIMENSION

NOTE:

- 1) ALL dimensions are in mm, Angles in degrees.
- 2) Top down view, as view on PCB.
- 3) NSMD Land Pattern Assumed
- 4) Land Pattern Recommendation as per IPC-7351B generic requirement for surface mount design and Land Pattern.

TOLERANCES UNLESS SPECIFIED		6024 SILVER CREEK	
DECIMAL	ANGULAR	VALLEY ROAD	
X.X	±1°	SAN JOSE CA, 95138	
X.XX		PHONE: (408) 284-8200	
X.XX		FAX: (408) 284-8591	
APPROVALS		WWW.IDT.COM	
DATE	TITLE	BB/BBG PACKAGE OUTLINE	
11/15/04	23.0 x 23.0 mm BODY	1.00 mm PITCH PBGA	
DRAWN	SIZE	DRAWING No.	REV
09/09	C	PSC-4145	01
CHECKED	DO NOT SCALE DRAWING		SHEET 3 OF 3