

PRODUCT ADVISORY

Data Sheet Specification Update for Intersil Product ISL54103*

**Refer to:
PA11111**

Date: October 14, 2011

October 14, 2011

To: Our Valued Intersil Customers

Subject: **Data Sheet Specification Update for Intersil Product ISL54103***

This advisory is to inform you that Intersil has updated the POD (Package Outline Drawing) referenced in the data sheet specification for the listed Intersil ISL54103* products. The POD has been changed to reflect JEDEC outline MO-178AA instead of JEDEC outline MO-193. The old and new PODs are contained on following pages. There have been no changes to the package or product itself. The updated data sheet is available on the Intersil web site at <http://www.intersil.com/data/fn/fn6303.pdf>.

Product affected: **ISL54103IHZ ISL54103IHZ-T7 ISL54103IHZ-T7A**

Intersil will take all necessary actions to conform to agreed upon customer requirements and to ensure the continued high quality and reliability of Intersil products being supplied. Customers may expect to continue receiving product processed to the same established conditions and systems used for manufacturing of material supplied today.

If you have concerns with this advisory, Intersil must hear from you promptly. Please contact the nearest Intersil Sales Office or call the Intersil Corporate line at 1-888-468-3774, in the United States, or 1-321-724-7143 outside of the United States.

Regards,



Jon Brewster
Intersil Corporation

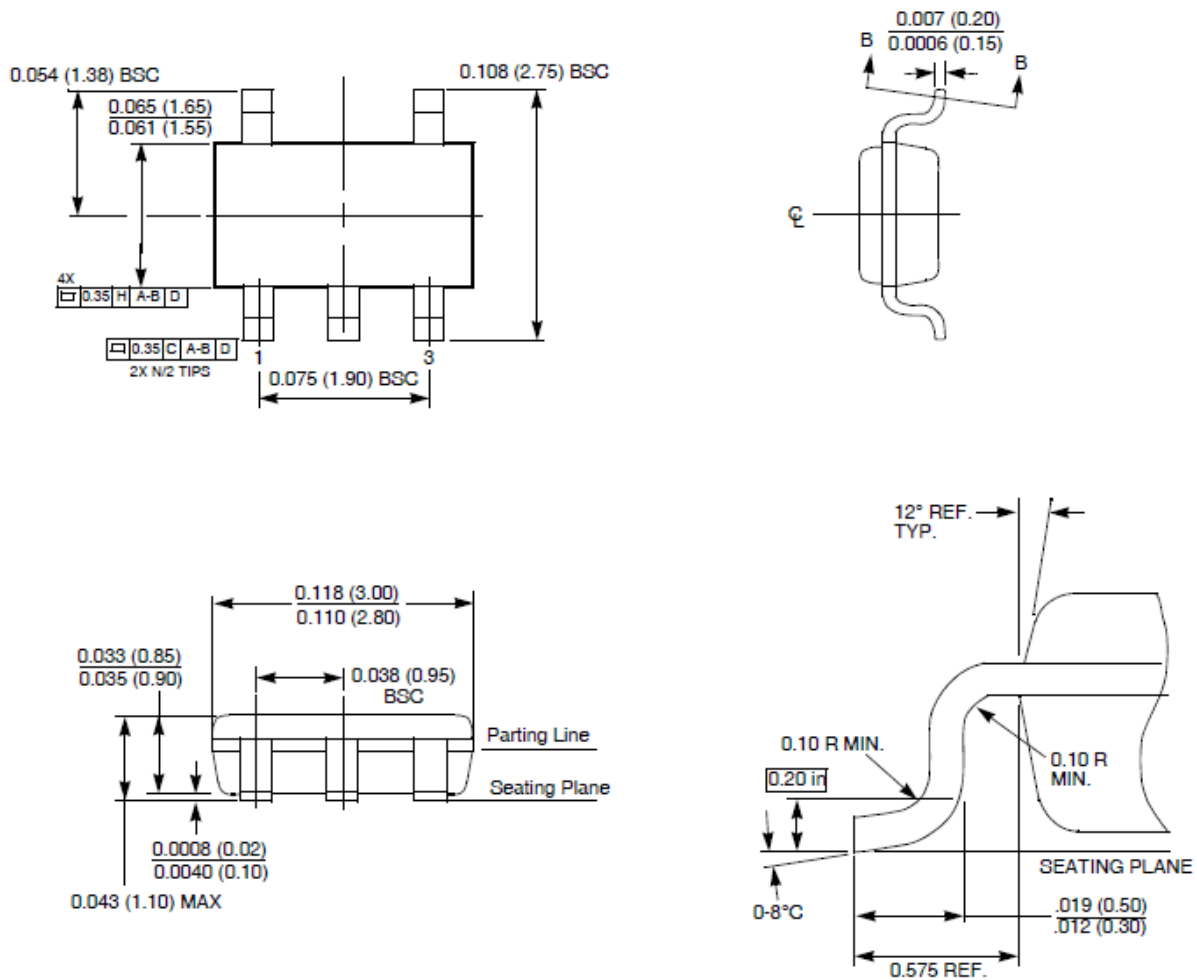
PA11111

CC: J. Touvell C. Chiraphanda K. Tucker

Old **POD MO-193 – PA11111**

Package Outline Drawing

5-Lead, SOT23, Package Code H5



NOTES:

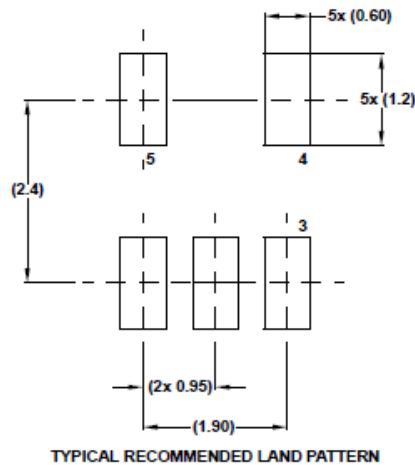
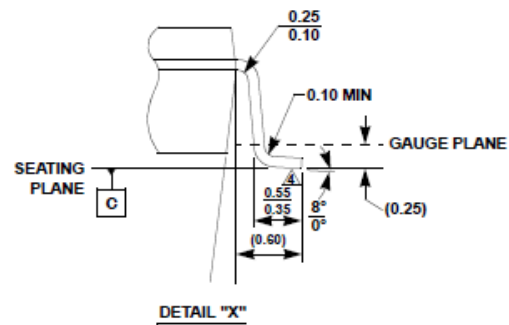
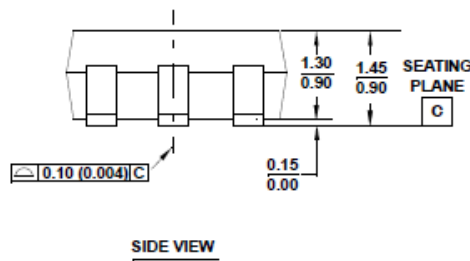
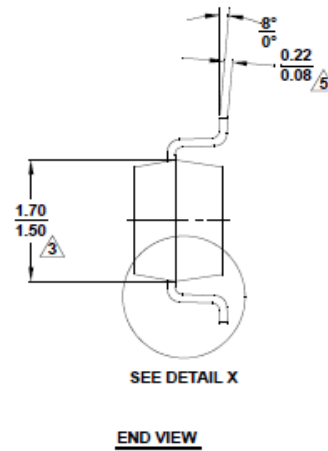
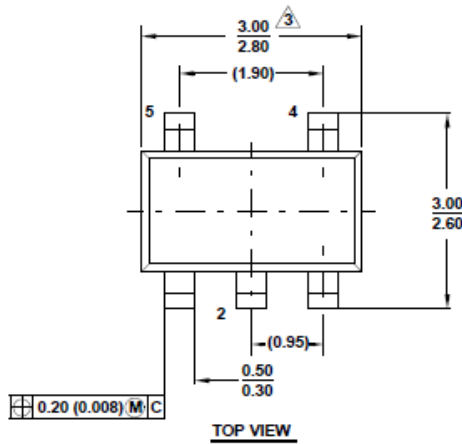
1. ALL DIMENSIONS IN INCHES (IN PARENTHESES IN MILLIMETERS)
2. PACKAGE DIMENSIONS EXCLUDE MOLDING FLASH
3. DIMENSIONING AND TOLERANCES PER ASME, Y14.5-1994
4. THIS PART IS COMPLIANT WITH JEDEC SPECIFICATION MO-193.
5. THIS PART IS FULL COMPLIANCE TO EIAJ SPECIFICATION SC-74

New POD MO-178AA – PA11111

P5.064

5 LEAD SMALL OUTLINE TRANSISTOR PLASTIC PACKAGE

Rev 3, 4/11



NOTES:

1. Dimensioning and tolerance per ASME Y14.5M-1994.
2. Package conforms to EIAJ SC-74 and JEDEC MO178AA.
3. Package length and width are exclusive of mold flash, protrusions, or gate burrs.
4. Footlength measured at reference to gauge plane.
5. Lead thickness applies to the flat section of the lead between 0.08mm and 0.15mm from the lead tip.
6. Controlling dimension: MILLIMETER.
Dimensions in () for reference only.