



Integrated Device Technology, Inc.  
6024 Silver Creek Valley Road, San Jose, CA - 95138

## PRODUCT/PROCESS CHANGE NOTICE (PCN)

PCN #: <b>TB1311-02</b> DATE <b>December 24, 2013</b> Product Affected: <b>P9025-0AHGI8 shipped in Tape &amp; Reel</b>  Date Effective: <b>March 24, 2014</b>	MEANS OF DISTINGUISHING CHANGED DEVICES: <input type="checkbox"/> Product Mark <input type="checkbox"/> Back Mark <input type="checkbox"/> Date Code      Shipment starting from March 24, 2014. <input checked="" type="checkbox"/> Other
--	--

Contact: IDT PCN DESK E-mail: <a href="mailto:pcndesk@idt.com">pcndesk@idt.com</a>	Attachment: <input checked="" type="checkbox"/> Yes <input type="checkbox"/> No Samples: N/A
---	---

**DESCRIPTION AND PURPOSE OF CHANGE:**

<input type="checkbox"/> Die Technology <input type="checkbox"/> Wafer Fabrication Process <input type="checkbox"/> Assembly Process <input type="checkbox"/> Equipment <input type="checkbox"/> Material <input type="checkbox"/> Testing <input type="checkbox"/> Manufacturing Site <input type="checkbox"/> Data Sheet <input checked="" type="checkbox"/> Other - Packaging	<p>This notification is to advise our customers that IDT has qualified a new revision of a carrier tape.</p> <p>The new carrier tape has changes in pocket depth and design however the carrier tape pitch and width remain unchanged.</p> <p>In addition, unit loading orientation in the carrier tape will be changed from Quadrant 1 to Quadrant 2.</p> <p style="text-align: center;">Attachment I - Additional information on new carrier tape Attachment II - Existing and New Carrier Tape Drawings</p>
--	--

**RELIABILITY/QUALIFICATION SUMMARY:**

New carrier tape passed IDT internal qualification requirements and complies with EIA-481-D standard.

**CUSTOMER ACKNOWLEDGMENT OF RECEIPT:**

IDT records indicate that you require written notification of this change. Please use the acknowledgement below or E-Mail to grant approval or request additional information. If IDT does not receive acknowledgement within 30 days of this notice it will be assumed that this change is acceptable.

IDT reserves the right to ship either version manufactured after the process change effective date until the inventory on the earlier version has been depleted.

Customer: _____	<input type="checkbox"/> <b>Approval for shipments prior to effective date.</b>
Name/Date: _____	E-Mail Address: _____
Title: _____	Phone# /Fax# : _____

**CUSTOMER COMMENTS:** \_\_\_\_\_

\_\_\_\_\_

**IDT ACKNOWLEDGMENT OF RECEIPT:**

RECD. BY: \_\_\_\_\_      DATE: \_\_\_\_\_



Integrated Device Technology, Inc.  
6024 Silver Creek Valley Road, San Jose, CA - 95138

## PRODUCT/PROCESS CHANGE NOTICE (PCN)

### ATTACHMENT I - PCN #: TB1311-02

**PCN Type:** Packaging

**Data Sheet Change:** None

**Detail of Change:** This notification is to advise our customers that IDT has qualified a new revision of a carrier tape.

The new carrier tape has changes in pocket depth and design however the carrier tape pitch and width remain unchanged.

In addition, unit loading orientation in the carrier tape will be changed from Quadrant 1 to Quadrant 2.

The new carrier tape complies with the requirement of EIA-481-D standard.

The new carrier tape passed the IDT internal qualification requirements. Refer to Table 1 for the qualification results.

Refer to to Table 2, Figure 1, 2 and 3 for the comparison of the existing and new carrier tape in terms of carrier tape pocket dimensions, pocket designs and unit loading orientation respectively.

#### Qualification Test Plan and Result:

**Table 1: IDT Internal Qualification Results**

Description	Reject/Sample Size	Result
Peel Strength Test	0/5 strips	Pass
Visual/Mechanical	0/5 pockets	Pass
Surface Resistivity Test	0/5 pockets	Pass
Drop Test, 6 ft	0/1 reel	Pass
Dimensional	0/5 pockets	Pass



Integrated Device Technology, Inc.  
6024 Silver Creek Valley Road, San Jose, CA - 95138

## PRODUCT/PROCESS CHANGE NOTICE (PCN)

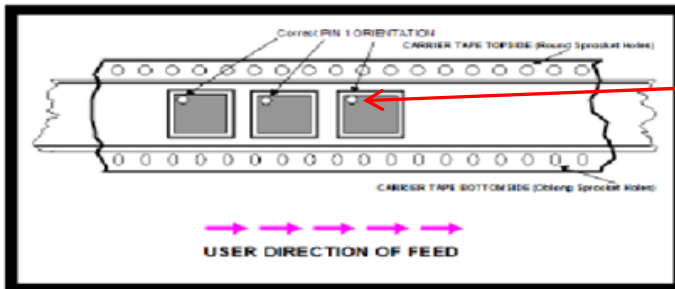
### ATTACHMENT I - PCN #: TB1311-02

**Table 2: Comparison of Existing Carrier Tape and New Carrier Tape**

Description	Existing Carrier Tape (IDT part#: P8-444-000)	New Carrier Tape (IDT part#: P8-456-000)
Pocket Width, Ao (mm)	3.30 ± 0.05	2.79 ± 0.05
Pocket Length, Bo (mm)	2.80 ± 0.05	3.28 ± 0.05
Pocket Pitch, P1 (mm)	8.00 ± 0.10	8.00 ± 0.10
Total Pocket Depth, Ko (mm)	1.02 ± 0.05	0.77 ± 0.05
Carrier Tape Width, W (mm)	12.00 + 0.30 - 0.10	12.00 + 0.30 - 0.10
Carrier Tape Thickness, T (mm)	0.28 ± 0.02	0.25 ± 0.02

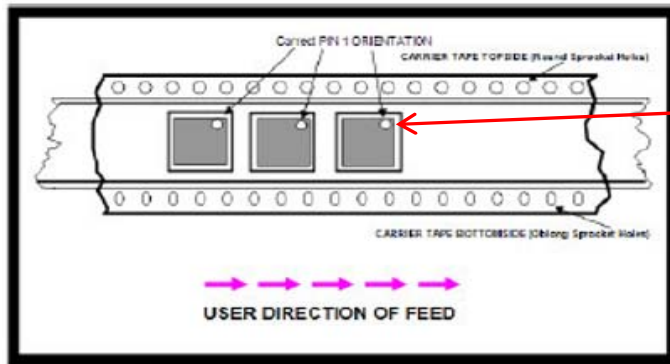
**Figure1: Illustration of Existing & New Unit Loading Orientation in Carrier Tape**

Existing Orientation - Quadrant 1



Pin 1 at Quadrant 1

New Orientation - Quadrant 2



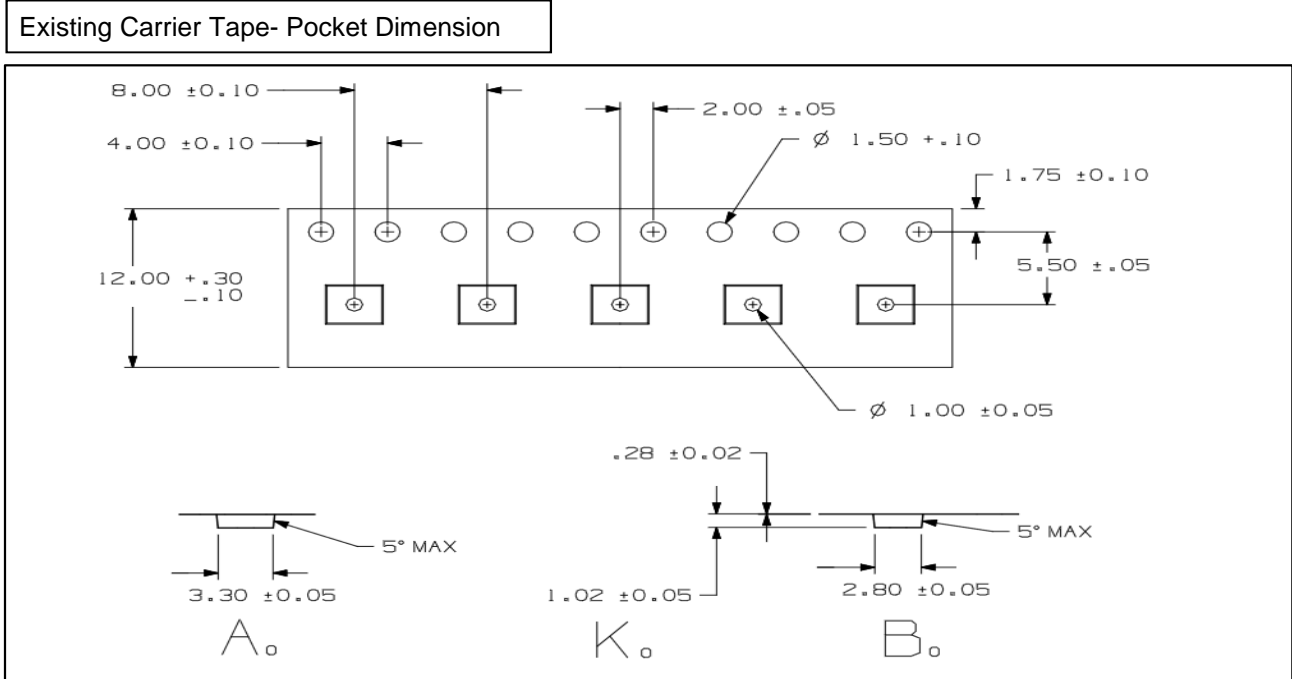
Pin 1 at Quadrant 2



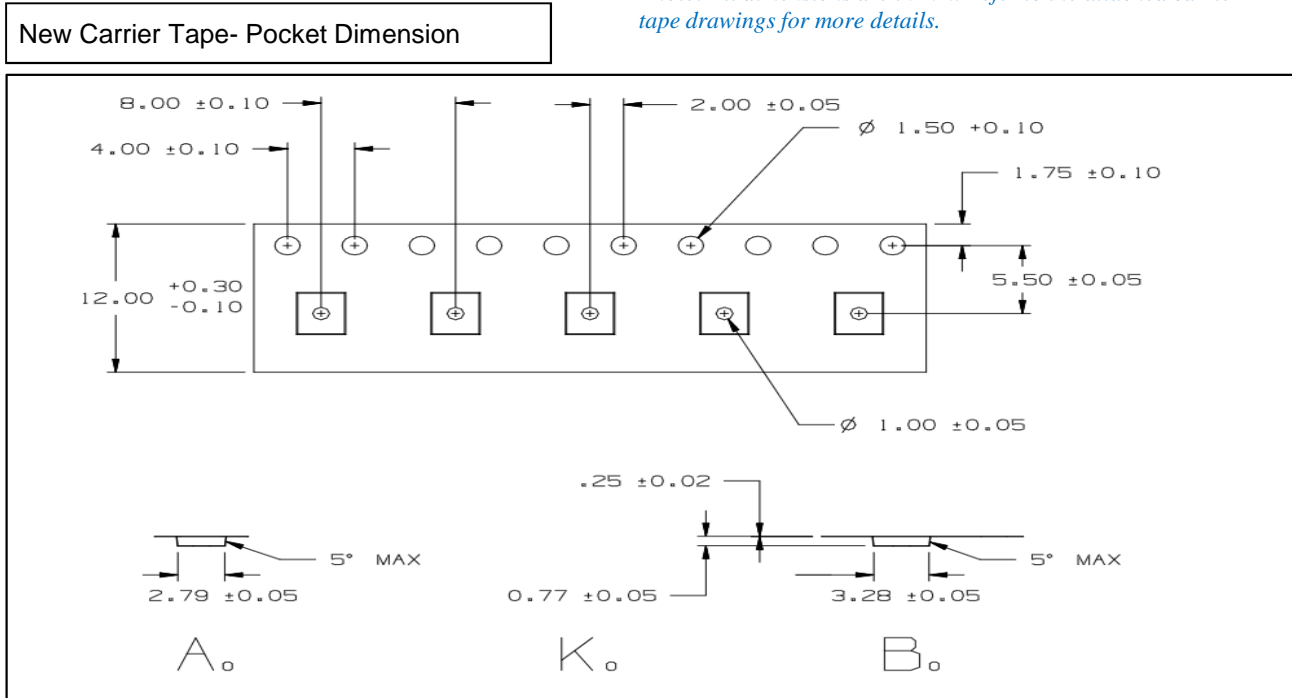
## PRODUCT/PROCESS CHANGE NOTICE (PCN)

### ATTACHMENT I - PCN #: TB1311-02

**Figure2: Illustration of Existing Carrier Tape Pocket and New Carrier Tape Pocket**



*\*Note: All dimensions are in mm. Refer to the attached carrier tape drawings for more details.*





Integrated Device Technology, Inc.  
6024 Silver Creek Valley Road, San Jose, CA - 95138

## PRODUCT/PROCESS CHANGE NOTICE (PCN)

### ATTACHMENT I - PCN #: TB1311-02

**Figure3: Illustration of Existing Carrier Tape Pocket and New Carrier Tape Pocket**

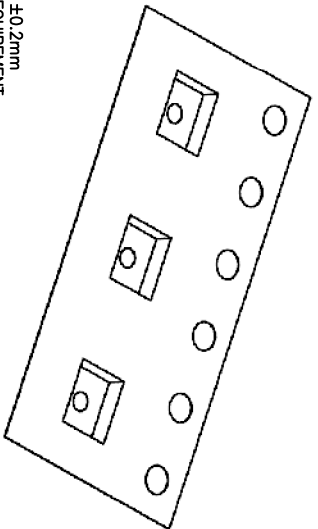
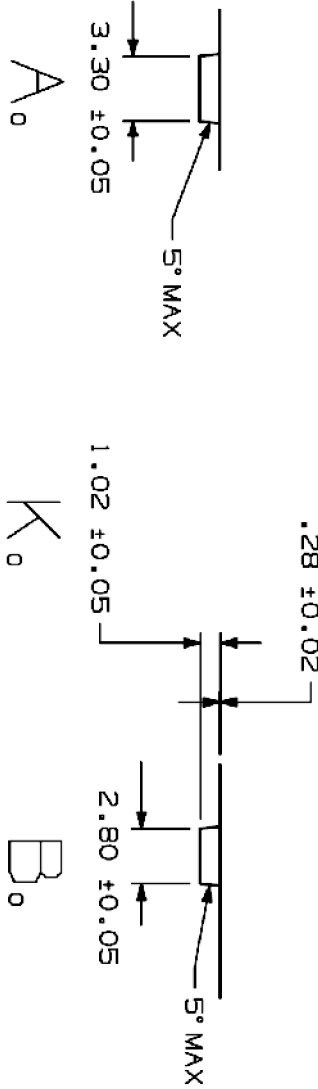
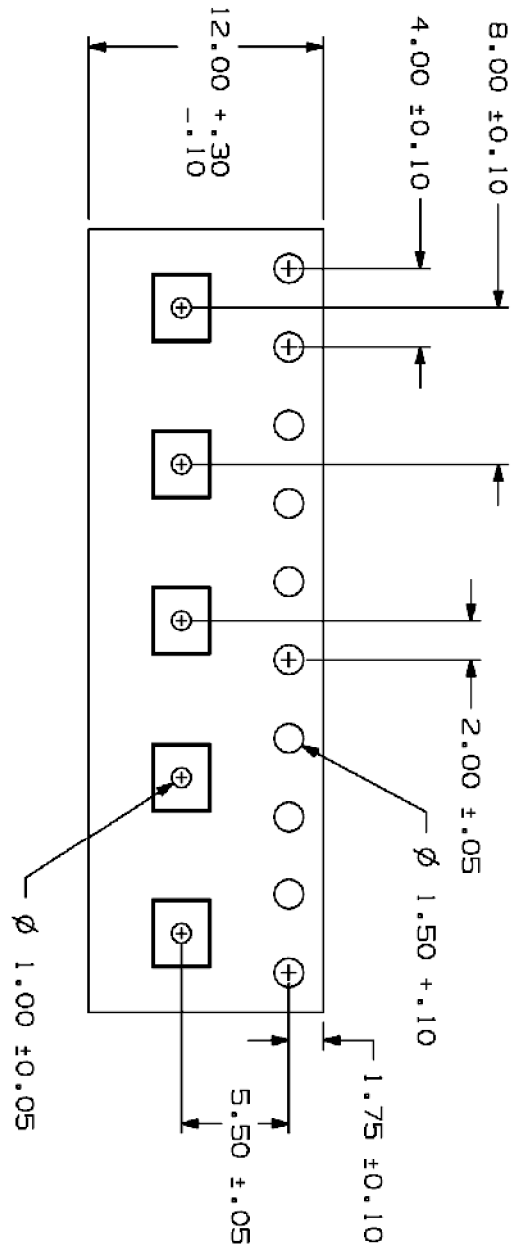
Existing Carrier Tape-  
Pocket Design



New Carrier Tape-  
Pocket Design



ATTACHMENT II - EXISTING CARRIER TAPE DRAWING



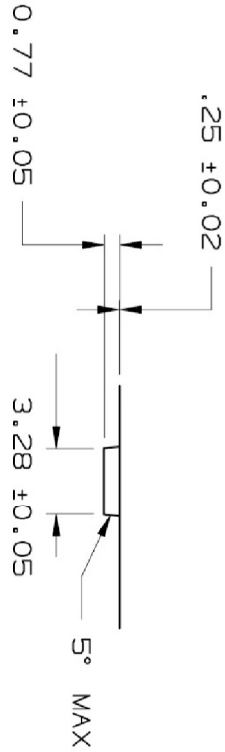
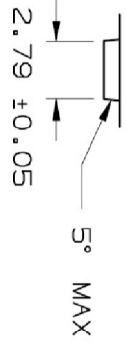
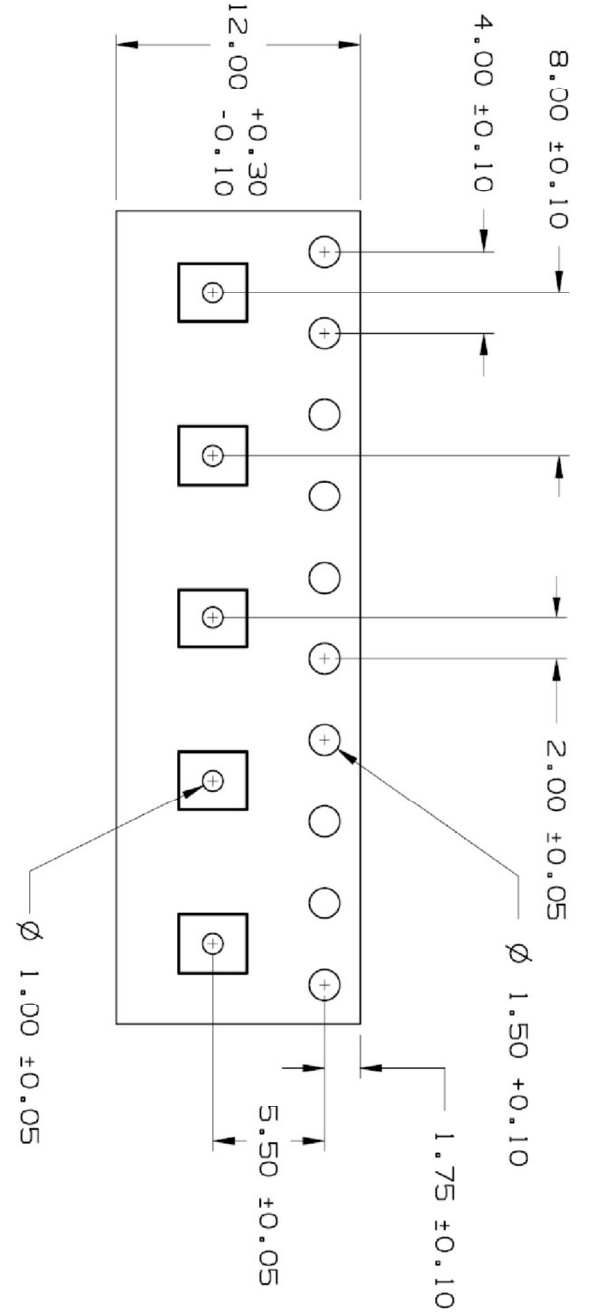
- NOTES : (UNLESS OTHERWISE SPECIFIED)
1. SUPPLIER : 3M
  2. SUPPLIER PART NUMBER : 3M078401-2
  3. 10 SPROCKET HOLE PITCHES CUMULATIVE TOLERANCE ±0.2mm
  4. REFER TO MSA-3018 FOR THE ALLOWABLE CAMBER REQUIREMENT.
  5. MATERIAL : BLACK CONDUCTIVE POLYSTYRENE.
  6. A<sub>0</sub> AND B<sub>0</sub> MEASURED ON A PLANE 0.3 MM ABOVE THE BOTTOM OF THE POCKET.
  7. K<sub>0</sub> MEASURED FROM A PLANE ON THE INSIDE BOTTOM OF THE POCKET TO THE TOP SURFACE OF THE CARRIER.
  8. POCKET POSITION RELATIVE TO SPROCKET HOLE MEASURED AS TRUE POSITION OF POCKET, NOT POCKET HOLE.
  9. POCKET CENTER AND POCKET HOLE CENTER MUST BE SAME POSITION.
  10. REFER TO MSA-3092 & MSA-3018 FOR THE IDT STANDARD REQUIREMENT FOR CARRIER TAPE.
  11. ALL THE DIMENSIONS ARE IN MILLIMETERS (MM).

TOLERANCES UNLESS OTHERWISE SPECIFIED	
DECIMAL	ANGLE
.XX ± .25	± .5°
.XX ± .10	
.XXX ± .15	
APPROVALS	DATE

6024 Silver Creek Valley Road  
San Jose, CA 95138  
PHONE: (408) 294-8200  
FAX: (408) 294-3572

TITLE:		SCALE	
AH/AHG 30 CARRIER TAPE (3M)		N/A	
STOCK NO.	DRAWING NO.	REV	SIZE
P8-444-000	MSC-7362	00	
DO NOT SCALE DRAWING		SHEET 1 OF 2	

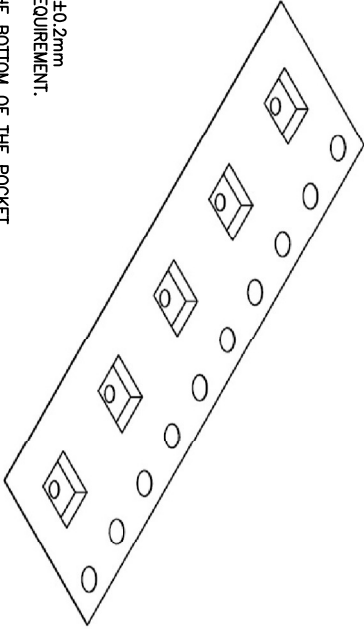
ATTACHMENT II - NEW CARRIER TAPE DRAWING



A<sub>0</sub>


K<sub>0</sub>

B<sub>0</sub>



- NOTES : (UNLESS OTHERWISE SPECIFIED)
1. SUPPLIER : 3M
  2. SUPPLIER PART NUMBER : 3M105651
  3. 10 SPROCKET HOLE PITCHES CUMULATIVE TOLERANCE ±0.2mm
  4. REFER TO MSA-3018 FOR THE ALLOWABLE CAMBER REQUIREMENT.
  5. MATERIAL : BLACK CONDUCTIVE POLYSTYRENE.
  6. A<sub>0</sub> AND B<sub>0</sub> MEASURED ON A PLANE 0.3 MM ABOVE THE BOTTOM OF THE POCKET.
  7. K<sub>0</sub> MEASURED FROM A PLANE ON THE INSIDE BOTTOM OF THE POCKET TO THE TOP SURFACE OF THE CARRIER.
  8. POCKET POSITION RELATIVE TO SPROCKET HOLE CENTER MUST BE SAME POSITION.
  9. POCKET CENTER AND POCKET HOLE CENTER MUST BE SAME POSITION.
  10. REFER TO MAA-3092 & MSA-3018 FOR THE DT STANDARD REQUIREMENT FOR CARRIER TAPE.
  11. ALL THE DIMENSIONS ARE IN MILLIMETERS (MM).

TOLERANCES UNLESS OTHERWISE SPECIFIED	DECIMAL	ANGLE
.XX	± .25	± .5°
.XX	± .10	
.XXX	± .13	

APPROVALS	DATE	TITLE:
DRAWN		AH/AHG 30 CARRIER TAPE (3M)
		6024 Silver Creek Valley Road San Jose, CA 95138 PHONE: (408) 294-8200 FAX: (408) 294-3572

STOCK NO.	DRAWING NO.	REV
P8-456-000	MSC-7389	00
DO NOT SCALE DRAWING	SHEET 1 OF 2	SCALE N/A