

R0E53032GCSJC0

R20UT0253EJ0100

Rev.1.00

Converter Board for Connecting R8C/32G and /32H Groups 20-pin 0.65mm pitch LSSOP

Oct 16, 2010

1. Outline

The R0E53032GCSJC0 is a converter board for connecting the signals of the MCU unit R0E521300MCU00 for R8C Family R8C/3x Series to a foot pattern for 20-pin 0.65mm pitch LSSOP of R8C/32G and /32H Groups.

2. Package Components (See Figure 1)

Check to see if the R0E53032GCSJC0 package has all the following contents before using this product.

- (1) R0E53032GCSJC0 converter board..... 1 pc.
- (2) YSPACK20BG (made by Tokyo Eletech Corporation) 1 pc.
- (3) NSPACK20BG (made by Tokyo Eletech Corporation) 1 pc.
- (4) YS-GUIDE (made by Tokyo Eletech Corporation) 2 pcs.
- (5) R0E53032GCSJC0 User's Manual (this manual)

3. Specifications

Table 1 Specifications

Applicable package	PLSP0020JB-A (20-pin 0.65mm pitch LSSOP)
Insertion/removal iterations of connector	50 times guaranteed

4. Usage (See Figure 2)

The R0E53032GCSJC0 can be used for debugging and on-board evaluation in common by mounting the NSPACK20BG on the user system.

- (1) For debugging
Mount the NSPACK20BG on the foot pattern of the user system and attach the YSPACK20BG on it. In addition, connect the R0E53032GCSJC0 to the YSPACK20BG, and then connect the flexible cable R0E001000FLX10 of the emulator to the upper connector of the R0E53032GCSJC0.
- (2) For on-board evaluation
Mount an MCU with on-chip flash memory or one-time PROM and the HSPACK20BG (not included) in order on the NSPACK20BG on the user system.

Before using the R0E53032GCSJC0, be sure to read the precautions on page 3.

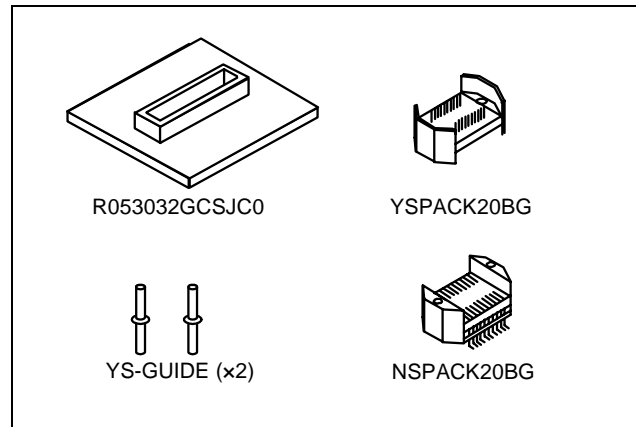


Figure 1 Package components of the R0E53032GCSJC0

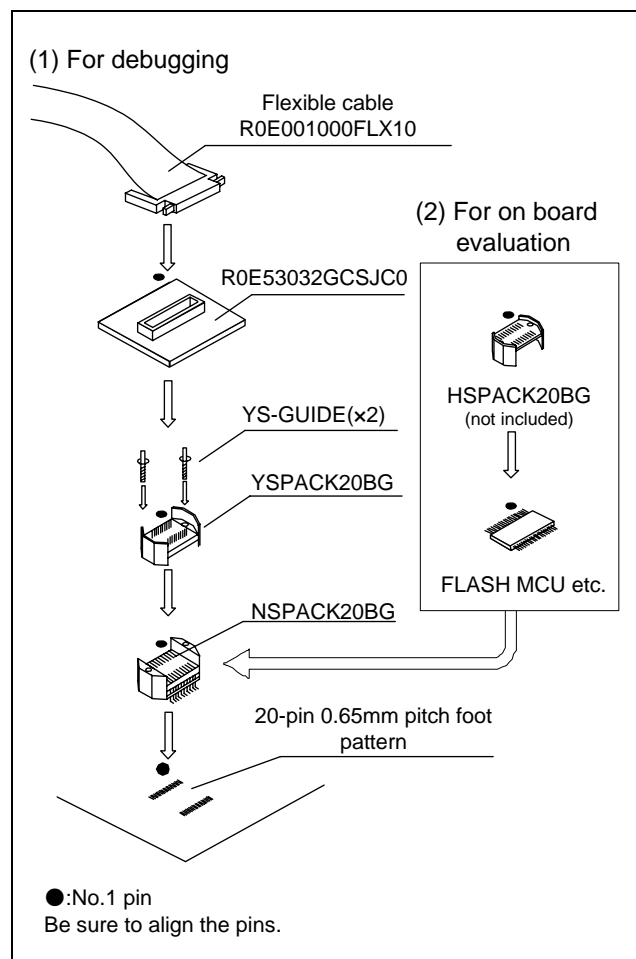


Figure 2 Usage of the R0E53032GCSJC0

* NQPACK, YQPACK, YQSOCKET, YS-GUIDE, HQPACK, TQPACK, TQSOCKET, CSSOCKET, CSPLUG/W and LSPACK are trademarks of Tokyo Eletech Corporation.

5. Connection Procedure (See Figure 3)

The procedure for connecting the R0E53032GCSJC0 is shown below.

- (1) Mount the NSPACK20BG on the user system.
- (2) Attach the YSPACK20BG on the NSPACK20BG.
- (3) Secure the four corners of the YSPACK20BG with the YS-GUIDEs.

- Do NOT use the screws included with the YSPACK20BG for fixing the YSPACK20BG.
- Do NOT use the screwdriver included with the NSPACK20BG for fixing the YS-GUIDEs. That is used only for the HSPACK20BG.

- (4) Mount the R0E53032GCSJC0 on the YSPACK20BG.
- (5) Attach the flexible cable R0E001000FLX10 of the emulator to the R0E53032GCSJC0.

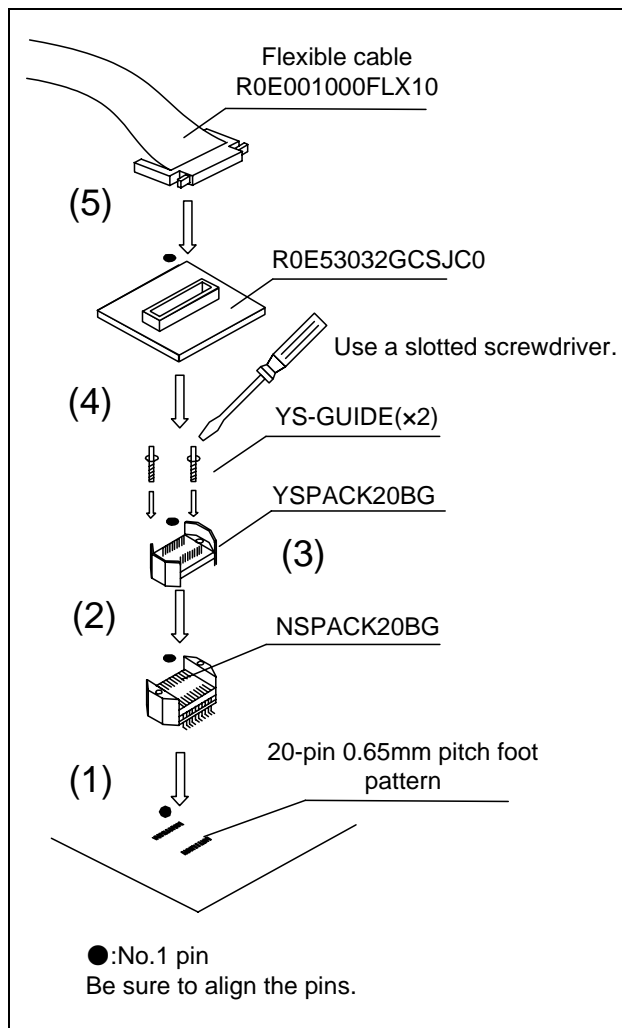


Figure 3 Connection procedure of the R0E53032GCSJC0

6. External Dimensions and a Sample Foot Pattern

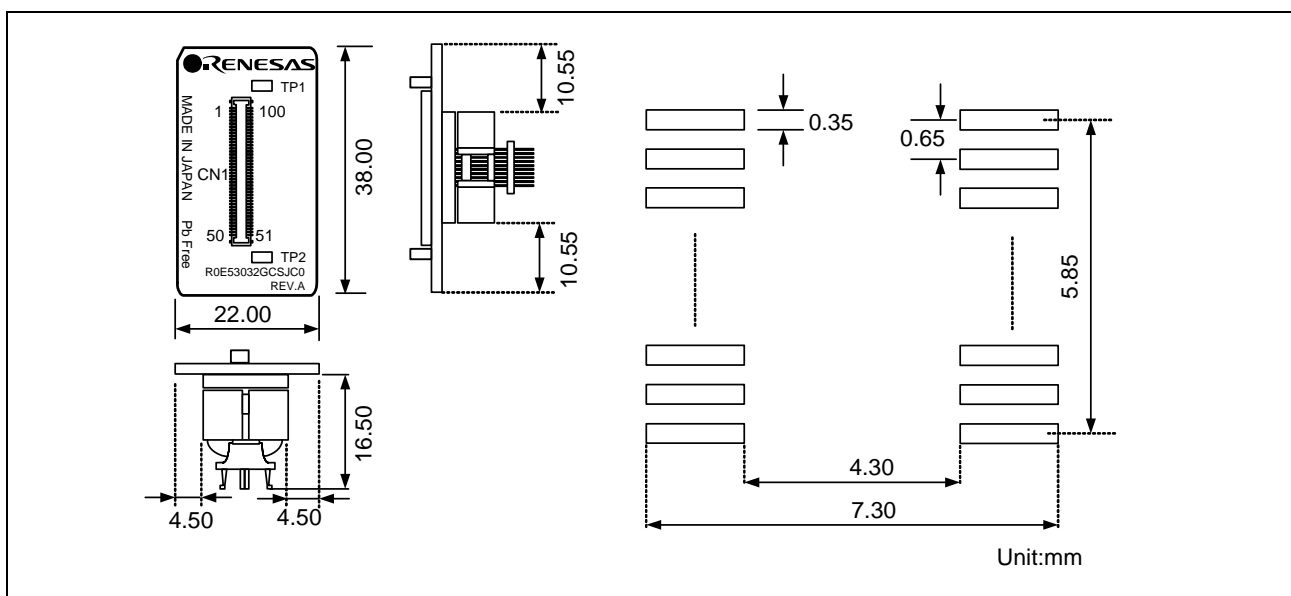


Figure 4 External dimensions and a sample foot pattern of the R0E53032GCSJC0

7. Precautions and WEEE Directive

⚠ CAUTION

Cautions to Be Taken for This Product:



- When connecting the YSPACK20BG, be sure to use the included YS-GUIDEs.
- Do not use the screws included with the YSPACK20BG for connecting the YSPACK20BG.

IMPORTANT

Notes on This Product:

- We cannot accept any request for repair.
- For purchasing the NSPACK20BG, YSPACK20BG and HSPACK20BG, contact the following:
Tokyo Eletech Corporation http://www.tetc.co.jp/e_index.htm

Disposal Instruction (This is only valid in the European Union.):



Renesas development tools and products are directly covered by the European Union's Waste Electrical and Electronic Equipment, (WEEE), Directive 2002/96/EC. As a result, this equipment, including all accessories, must not be disposed of as household waste but through your locally recognised recycling or disposal schemes. As part of our commitment to environmental responsibility Renesas also offers to take back the equipment and has implemented a Tools Product Recycling Program for customers in Europe. This allows you to return equipment to Renesas for disposal through our approved Producer Compliance Scheme. To register for the program, click here "<http://www.renesas.com/weee>".

8. Correspondence of Connectors CN1

Table 2 Correspondence of the connectors

CN1 Pin No.	IC1	CN1 Pin No.	IC1
1	—	100	—
2	—	99	—
3	—	98	—
4	—	97	—
5	12	96	11
6	13	95	10
7	14	94	9
8	15	93	—
9	17	92	—
10	18	91	—
11	—	90	—
12	—	89	—
13	—	88	—
14	—	87	—
15	—	86	—
16	—	85	—
17	—	84	—
18	—	83	—
19	—	82	—
20	—	81	—
21	—	80	—
22	—	79	—
23	—	78	—
24	—	77	—
25	—	76	—
26	—	75	—
27	—	74	—
28	—	73	—
29	—	72	—
30	—	71	—
31	—	70	—
32	—	69	—
33	—	68	—
34	—	67	—
35	—	66	19
36	—	65	20
37	—	64	—
38	—	63	1
39	—	62	2
40	—	61	—
41	—	60	—
42	16	59	—
43	8	58	—
44	—	57	—
45	3	56	7
46	4	55	6
47	—	54	5
48	—	53	—
49	—	52	—
50	—	51	—

(-:No connection or signals in the emulator)

Notice

1. All information included in this document is current as of the date this document is issued. Such information, however, is subject to change without any prior notice. Before purchasing or using any Renesas Electronics products listed herein, please confirm the latest product information with a Renesas Electronics sales office. Also, please pay regular and careful attention to additional and different information to be disclosed by Renesas Electronics such as that disclosed through our website.
2. Renesas Electronics does not assume any liability for infringement of patents, copyrights, or other intellectual property rights of third parties by or arising from the use of Renesas Electronics products or technical information described in this document. No license, express, implied or otherwise, is granted hereby under any patents, copyrights or other intellectual property rights of Renesas Electronics or others.
3. You should not alter, modify, copy, or otherwise misappropriate any Renesas Electronics product, whether in whole or in part.
4. Descriptions of circuits, software and other related information in this document are provided only to illustrate the operation of semiconductor products and application examples. You are fully responsible for the incorporation of these circuits, software, and information in the design of your equipment. Renesas Electronics assumes no responsibility for any losses incurred by you or third parties arising from the use of these circuits, software, or information.
5. When exporting the products or technology described in this document, you should comply with the applicable export control laws and regulations and follow the procedures required by such laws and regulations. You should not use Renesas Electronics products or the technology described in this document for any purpose relating to military applications or use by the military, including but not limited to the development of weapons of mass destruction. Renesas Electronics products and technology may not be used for or incorporated into any products or systems whose manufacture, use, or sale is prohibited under any applicable domestic or foreign laws or regulations.
6. Renesas Electronics has used reasonable care in preparing the information included in this document, but Renesas Electronics does not warrant that such information is error free. Renesas Electronics assumes no liability whatsoever for any damages incurred by you resulting from errors in or omissions from the information included herein.
7. Renesas Electronics products are classified according to the following three quality grades: "Standard", "High Quality", and "Specific". The recommended applications for each Renesas Electronics product depends on the product's quality grade, as indicated below. You must check the quality grade of each Renesas Electronics product before using it in a particular application. You may not use any Renesas Electronics product for any application categorized as "Specific" without the prior written consent of Renesas Electronics. Further, you may not use any Renesas Electronics product for any application for which it is not intended without the prior written consent of Renesas Electronics. Renesas Electronics shall not be in any way liable for any damages or losses incurred by you or third parties arising from the use of any Renesas Electronics product for an application categorized as "Specific" or for which the product is not intended where you have failed to obtain the prior written consent of Renesas Electronics. The quality grade of each Renesas Electronics product is "Standard" unless otherwise expressly specified in a Renesas Electronics data sheets or data books, etc.
"Standard": Computers; office equipment; communications equipment; test and measurement equipment; audio and visual equipment; home electronic appliances; machine tools; personal electronic equipment; and industrial robots.
"High Quality": Transportation equipment (automobiles, trains, ships, etc.); traffic control systems; anti-disaster systems; anti-crime systems; safety equipment; and medical equipment not specifically designed for life support.
"Specific": Aircraft; aerospace equipment; submersible repeaters; nuclear reactor control systems; medical equipment or systems for life support (e.g. artificial life support devices or systems), surgical implantations, or healthcare intervention (e.g. excision, etc.), and any other applications or purposes that pose a direct threat to human life.
8. You should use the Renesas Electronics products described in this document within the range specified by Renesas Electronics, especially with respect to the maximum rating, operating supply voltage range, movement power voltage range, heat radiation characteristics, installation and other product characteristics. Renesas Electronics shall have no liability for malfunctions or damages arising out of the use of Renesas Electronics products beyond such specified ranges.
9. Although Renesas Electronics endeavors to improve the quality and reliability of its products, semiconductor products have specific characteristics such as the occurrence of failure at a certain rate and malfunctions under certain use conditions. Further, Renesas Electronics products are not subject to radiation resistance design. Please be sure to implement safety measures to guard them against the possibility of physical injury, and injury or damage caused by fire in the event of the failure of a Renesas Electronics product, such as safety design for hardware and software including but not limited to redundancy, fire control and malfunction prevention, appropriate treatment for aging degradation or any other appropriate measures. Because the evaluation of microcomputer software alone is very difficult, please evaluate the safety of the final products or system manufactured by you.
10. Please contact a Renesas Electronics sales office for details as to environmental matters such as the environmental compatibility of each Renesas Electronics product. Please use Renesas Electronics products in compliance with all applicable laws and regulations that regulate the inclusion or use of controlled substances, including without limitation, the EU RoHS Directive. Renesas Electronics assumes no liability for damages or losses occurring as a result of your noncompliance with applicable laws and regulations.
11. This document may not be reproduced or duplicated, in any form, in whole or in part, without prior written consent of Renesas Electronics.
12. Please contact a Renesas Electronics sales office if you have any questions regarding the information contained in this document or Renesas Electronics products, or if you have any other inquiries.

(Note 1) "Renesas Electronics" as used in this document means Renesas Electronics Corporation and also includes its majority-owned subsidiaries.

(Note 2) "Renesas Electronics product(s)" means any product developed or manufactured by or for Renesas Electronics.



Renesas Electronics Corporation

SALES OFFICES

<http://www.renesas.com>

Refer to "<http://www.renesas.com/>" for the latest and detailed information.

Renesas Electronics America Inc.
2880 Scott Boulevard Santa Clara, CA 95050-2554, U.S.A.
Tel: +1-408-588-6000, Fax: +1-408-588-6130

Renesas Electronics Canada Limited
1101 Nicholson Road, Newmarket, Ontario L3Y 9C3, Canada
Tel: +1-905-898-5441, Fax: +1-905-898-3220

Renesas Electronics Europe Limited
Dukes Meadow, Millboard Road, Bourne End, Buckinghamshire, SL8 5FH, U.K
Tel: +44-1628-585-100, Fax: +44-1628-585-900

Renesas Electronics Europe GmbH
Arcadiastrasse 10, 40472 Düsseldorf, Germany
Tel: +49-211-65030, Fax: +49-211-6503-1327

Renesas Electronics (China) Co., Ltd.
7th Floor, Quantum Plaza, No.27 ZhiChunLu Haidian District, Beijing 100083, P.R.China
Tel: +86-10-8235-1155, Fax: +86-10-8235-7679

Renesas Electronics (Shanghai) Co., Ltd.
Unit 204, 205, AZIA Center, No.1233 Lujiazui Ring Rd., Pudong District, Shanghai 200120, China
Tel: +86-21-5877-1818, Fax: +86-21-6887-7858 / -7898

Renesas Electronics Hong Kong Limited
Unit 1601-1613, 16/F, Tower 2, Grand Century Place, 193 Prince Edward Road West, Mongkok, Kowloon, Hong Kong
Tel: +852-2886-9318, Fax: +852 2886-9022/9044

Renesas Electronics Taiwan Co., Ltd.
7F, No. 363 Fu Shing North Road Taipei, Taiwan
Tel: +886-2-8175-9600, Fax: +886 2-8175-9670

Renesas Electronics Singapore Pte. Ltd.
1 harbourFront Avenue, #06-10, keppel Bay Tower, Singapore 098632
Tel: +65-6213-0200, Fax: +65-6278-8001

Renesas Electronics Malaysia Sdn.Bhd.
Unit 906, Block B, Menara Amcorp, Amcorp Trade Centre, No. 18, Jln Persiaran Barat, 46050 Petaling Jaya, Selangor Darul Ehsan, Malaysia
Tel: +60-3-7955-9390, Fax: +60-3-7955-9510

Renesas Electronics Korea Co., Ltd.
11F, Samik Lavied' or Bldg., 720-2 Yeoksam-Dong, Kangnam-Ku, Seoul 135-080, Korea
Tel: +82-2-558-3737, Fax: +82-2-558-5141



CAUTION

If the requirements shown in the "CAUTION" sentences are ignored, the equipment may cause personal injury or damage to the products.

Renesas Tools Website <http://www.renesas.com/tools>
All trademarks and registered trademarks are the property of their respective owners.