

To our customers,

---

## Old Company Name in Catalogs and Other Documents

---

On April 1<sup>st</sup>, 2010, NEC Electronics Corporation merged with Renesas Technology Corporation, and Renesas Electronics Corporation took over all the business of both companies. Therefore, although the old company name remains in this document, it is a valid Renesas Electronics document. We appreciate your understanding.

Renesas Electronics website: <http://www.renesas.com>

April 1<sup>st</sup>, 2010  
Renesas Electronics Corporation

Issued by: Renesas Electronics Corporation (<http://www.renesas.com>)

Send any inquiries to <http://www.renesas.com/inquiry>.

## Notice

1. All information included in this document is current as of the date this document is issued. Such information, however, is subject to change without any prior notice. Before purchasing or using any Renesas Electronics products listed herein, please confirm the latest product information with a Renesas Electronics sales office. Also, please pay regular and careful attention to additional and different information to be disclosed by Renesas Electronics such as that disclosed through our website.
2. Renesas Electronics does not assume any liability for infringement of patents, copyrights, or other intellectual property rights of third parties by or arising from the use of Renesas Electronics products or technical information described in this document. No license, express, implied or otherwise, is granted hereby under any patents, copyrights or other intellectual property rights of Renesas Electronics or others.
3. You should not alter, modify, copy, or otherwise misappropriate any Renesas Electronics product, whether in whole or in part.
4. Descriptions of circuits, software and other related information in this document are provided only to illustrate the operation of semiconductor products and application examples. You are fully responsible for the incorporation of these circuits, software, and information in the design of your equipment. Renesas Electronics assumes no responsibility for any losses incurred by you or third parties arising from the use of these circuits, software, or information.
5. When exporting the products or technology described in this document, you should comply with the applicable export control laws and regulations and follow the procedures required by such laws and regulations. You should not use Renesas Electronics products or the technology described in this document for any purpose relating to military applications or use by the military, including but not limited to the development of weapons of mass destruction. Renesas Electronics products and technology may not be used for or incorporated into any products or systems whose manufacture, use, or sale is prohibited under any applicable domestic or foreign laws or regulations.
6. Renesas Electronics has used reasonable care in preparing the information included in this document, but Renesas Electronics does not warrant that such information is error free. Renesas Electronics assumes no liability whatsoever for any damages incurred by you resulting from errors in or omissions from the information included herein.
7. Renesas Electronics products are classified according to the following three quality grades: “Standard”, “High Quality”, and “Specific”. The recommended applications for each Renesas Electronics product depends on the product’s quality grade, as indicated below. You must check the quality grade of each Renesas Electronics product before using it in a particular application. You may not use any Renesas Electronics product for any application categorized as “Specific” without the prior written consent of Renesas Electronics. Further, you may not use any Renesas Electronics product for any application for which it is not intended without the prior written consent of Renesas Electronics. Renesas Electronics shall not be in any way liable for any damages or losses incurred by you or third parties arising from the use of any Renesas Electronics product for an application categorized as “Specific” or for which the product is not intended where you have failed to obtain the prior written consent of Renesas Electronics. The quality grade of each Renesas Electronics product is “Standard” unless otherwise expressly specified in a Renesas Electronics data sheets or data books, etc.
  - “Standard”: Computers; office equipment; communications equipment; test and measurement equipment; audio and visual equipment; home electronic appliances; machine tools; personal electronic equipment; and industrial robots.
  - “High Quality”: Transportation equipment (automobiles, trains, ships, etc.); traffic control systems; anti-disaster systems; anti-crime systems; safety equipment; and medical equipment not specifically designed for life support.
  - “Specific”: Aircraft; aerospace equipment; submersible repeaters; nuclear reactor control systems; medical equipment or systems for life support (e.g. artificial life support devices or systems), surgical implantations, or healthcare intervention (e.g. excision, etc.), and any other applications or purposes that pose a direct threat to human life.
8. You should use the Renesas Electronics products described in this document within the range specified by Renesas Electronics, especially with respect to the maximum rating, operating supply voltage range, movement power voltage range, heat radiation characteristics, installation and other product characteristics. Renesas Electronics shall have no liability for malfunctions or damages arising out of the use of Renesas Electronics products beyond such specified ranges.
9. Although Renesas Electronics endeavors to improve the quality and reliability of its products, semiconductor products have specific characteristics such as the occurrence of failure at a certain rate and malfunctions under certain use conditions. Further, Renesas Electronics products are not subject to radiation resistance design. Please be sure to implement safety measures to guard them against the possibility of physical injury, and injury or damage caused by fire in the event of the failure of a Renesas Electronics product, such as safety design for hardware and software including but not limited to redundancy, fire control and malfunction prevention, appropriate treatment for aging degradation or any other appropriate measures. Because the evaluation of microcomputer software alone is very difficult, please evaluate the safety of the final products or system manufactured by you.
10. Please contact a Renesas Electronics sales office for details as to environmental matters such as the environmental compatibility of each Renesas Electronics product. Please use Renesas Electronics products in compliance with all applicable laws and regulations that regulate the inclusion or use of controlled substances, including without limitation, the EU RoHS Directive. Renesas Electronics assumes no liability for damages or losses occurring as a result of your noncompliance with applicable laws and regulations.
11. This document may not be reproduced or duplicated, in any form, in whole or in part, without prior written consent of Renesas Electronics.
12. Please contact a Renesas Electronics sales office if you have any questions regarding the information contained in this document or Renesas Electronics products, or if you have any other inquiries.

(Note 1) “Renesas Electronics” as used in this document means Renesas Electronics Corporation and also includes its majority-owned subsidiaries.

(Note 2) “Renesas Electronics product(s)” means any product developed or manufactured by or for Renesas Electronics.



User's Manual

# QB-78F8032-EA-01T

Exchange adapter  
(On board LIN Transceiver & Voltage Regulator)

---

Target Device:

μPD78F8032D

μPD78F8030

μPD78F8029

μPD78F8028

μPD78F8027

μPD78F8026

Document No. U19926XJ2V0UM00  
Date Published March 2010

© NEC Electronics Corporation 2010

IECUBE は NEC エレクトロニクス株式会社の登録商標です。  
PC/AT は米国 IBM Corp.の商標です。  
Windows および Windows XP は、米国 Microsoft Corporation の米国およびその他の国における登録商標または商標です。

その他、この資料に記載されている会社名、製品名などは、各社の商標または登録商標です。

- ・本資料に記載されている内容は 2010 年 3 月現在のものです。今後、予告なく変更することがあります。量産設計の際には最新の個別データ・シート等をご参照ください。
  - ・文書による当社の事前の承諾なしに本資料の転載複製を禁じます。当社は、本資料の誤りに関し、一切その責を負いません。
  - ・当社は、本資料に記載された当社製品の使用に関連して発生した第三者の特許権、著作権その他の知的財産権の侵害等に関し、一切その責を負いません。当社は、本資料に基づき当社または第三者の特許権、著作権その他の知的財産権を何ら許諾するものではありません。
  - ・本資料に記載された回路、ソフトウェアおよびこれらに関連する情報は、半導体製品の動作例、応用例を説明するものです。お客様の機器の設計において、回路、ソフトウェアおよびこれらに関連する情報を使用する場合には、お客様の責任において行ってください。これらの使用に起因しお客様または第三者に生じた損害に関し、当社は、一切その責を負いません。
  - ・当社は、当社製品の品質、信頼性の向上に努めておりますが、当社製品の不具合が完全に発生しないことを保証するものではありません。また、当社製品は耐放射線設計については行っておりません。当社製品をお客様の機器にご使用の際には、当社製品の不具合の結果として、生命、身体および財産に対する損害や社会的損害を生じさせないよう、お客様の責任において冗長設計、延焼対策設計、誤動作防止設計等の安全設計を行ってください。
  - ・当社は、当社製品の品質水準を「標準水準」、「特別水準」およびお客様に品質保証プログラムを指定していただく「特定水準」に分類しております。また、各品質水準は、以下に示す用途に製品が使われることを意図しておりますので、当社製品の品質水準をご確認ください。  
「標準水準」：コンピュータ、OA 機器、通信機器、計測機器、AV 機器、家電、工作機械、パーソナル機器、産業用ロボット  
「特別水準」：輸送機器（自動車、電車、船舶等）、交通用信号機器、防災・防犯装置、各種安全装置、生命維持を目的として設計されていない医療機器  
「特定水準」：航空機器、航空宇宙機器、海中継機器、原子力制御システム、生命維持のための医療機器、生命維持のための装置またはシステム等  
当社製品のデータ・シート、データ・ブック等の資料で特に品質水準の表示がない場合は、標準水準製品であることを表します。意図されていない用途で当社製品の使用をお客様が希望する場合には、事前に当社販売窓口までお問い合わせください。
- 注 1. 本事項において使用されている「当社」とは、NEC エレクトロニクス株式会社および NEC エレクトロニクス株式会社とその総株主の議決権の過半数を直接または間接に保有する会社をいう。
- 注 2. 本事項において使用されている「当社製品」とは、注 1 において定義された当社の開発、製造製品をいう。

(M8E0909J)

IECUBE is a registered trademark of NEC Electronics Corporation in Japan and Germany.  
Windows and Windows XP are either registered trademarks or trademarks of Microsoft Corporation in the United States and/or other countries.  
PC/AT is a trademark of International Business Machines Corporation.  
All other trademarks or registered trademarks are the property of their respective owners.

- ・ The information in this document is current as of March, 2010. The information is subject to change without notice. For actual design-in, refer to the latest publications of NEC Electronics data sheets or data books, etc., for the most up-to-date specifications of NEC Electronics products. Not all products and/or types are available in every country. Please check with an NEC Electronics sales representative for availability and additional information.
  - ・ No part of this document may be copied or reproduced in any form or by any means without the prior written consent of NEC Electronics. NEC Electronics assumes no responsibility for any errors that may appear in this document.
  - ・ NEC Electronics does not assume any liability for infringement of patents, copyrights or other intellectual property rights of third parties by or arising from the use of NEC Electronics products listed in this document or any other liability arising from the use of such products. No license, express, implied or otherwise, is granted under any patents, copyrights or other intellectual property rights of NEC Electronics or others.
  - ・ Descriptions of circuits, software and other related information in this document are provided for illustrative purposes in semiconductor product operation and application examples. The incorporation of these circuits, software and information in the design of a customer's equipment shall be done under the full responsibility of the customer. NEC Electronics assumes no responsibility for any losses incurred by customers or third parties arising from the use of these circuits, software and information.
  - ・ While NEC Electronics endeavors to enhance the quality, reliability and safety of NEC Electronics products, customers agree and acknowledge that the possibility of defects thereof cannot be eliminated entirely. To minimize risks of damage to property or injury (including death) to persons arising from defects in NEC Electronics products, customers must incorporate sufficient safety measures in their design, such as redundancy, fire containment and anti-failure features.
  - ・ NEC Electronics products are classified into the following three quality grades: "Standard", "Special" and "Specific". The "Specific" quality grade applies only to NEC Electronics products developed based on a customer-designated "quality assurance program" for a specific application. The recommended applications of an NEC Electronics product depend on its quality grade, as indicated below. Customers must check the quality grade of each NEC Electronics product before using it in a particular application.  
"Standard": Computers, office equipment, communications equipment, test and measurement equipment, audio and visual equipment, home electronic appliances, machine tools, personal electronic equipment and industrial robots.  
"Special": Transportation equipment (automobiles, trains, ships, etc.), traffic control systems, anti-disaster systems, anti-crime systems, safety equipment and medical equipment (not specifically designed for life support).  
"Specific": Aircraft, aerospace equipment, submersible repeaters, nuclear reactor control systems, life support systems and medical equipment for life support, etc.
- The quality grade of NEC Electronics products is "Standard" unless otherwise expressly specified in NEC Electronics data sheets or data books, etc. If customers wish to use NEC Electronics products in applications not intended by NEC Electronics, they must contact an NEC Electronics sales representative in advance to determine NEC Electronics' willingness to support a given application.

(Note 1) "NEC Electronics" as used in this statement means NEC Electronics Corporation and also includes its majority-owned subsidiaries.  
(Note 2) "NEC Electronics products" means any product developed or manufactured by or for NEC Electronics (as defined above).

(M8E0909)

## 第1章 概説

QB-78F8032-EA-01T は、電源と LIN Transceiver 機能を搭載したエキスチェンジ・アダプタです。  
μPD78F8026/78F8027/78F8028/78F8029/78F8030/78F8032D を用いたシステム開発において、本製品と QB-78K0KX2 を組み合わせるとハードウェアおよびソフトウェアを効率的にデバッグできます。

## CHAPTER 1 GENERAL

The QB-78F8032-EA-01T is an exchange adapter on board voltage regulator and LIN transceiver function.

Hardware and software can be debugged efficiently in the development of systems in which the μPD78F8026/78F8027/78F8028/78F8029/78F8030/78F8032D are used by combining with this product and QB-78K0KX2.

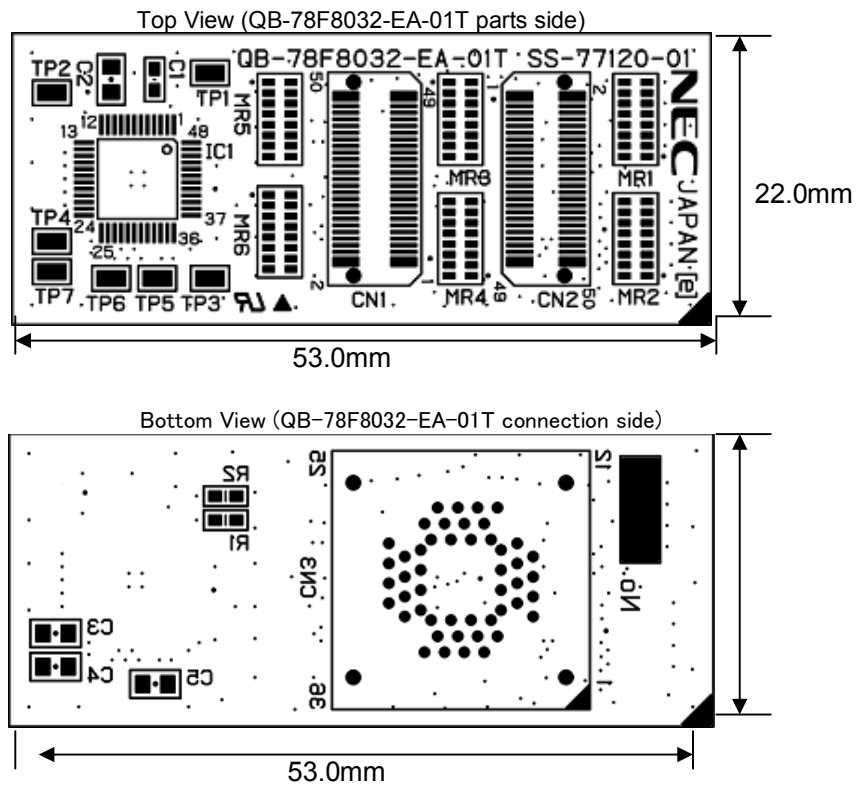
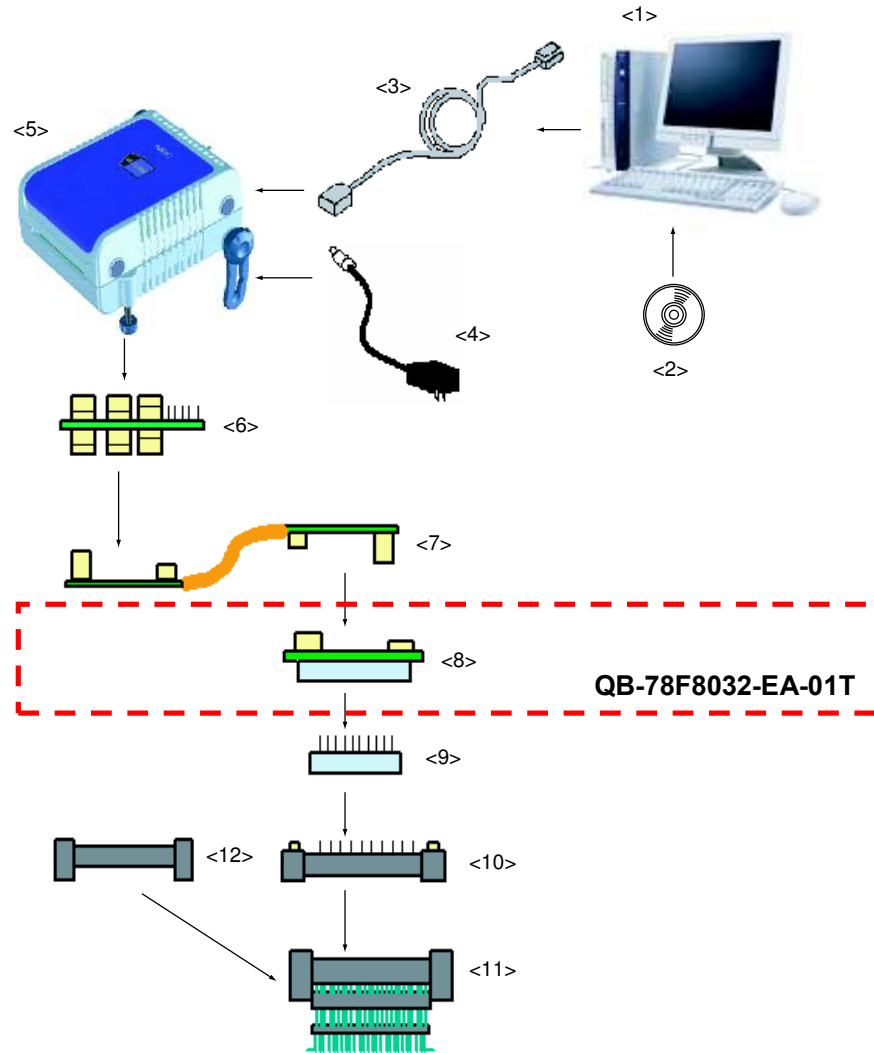
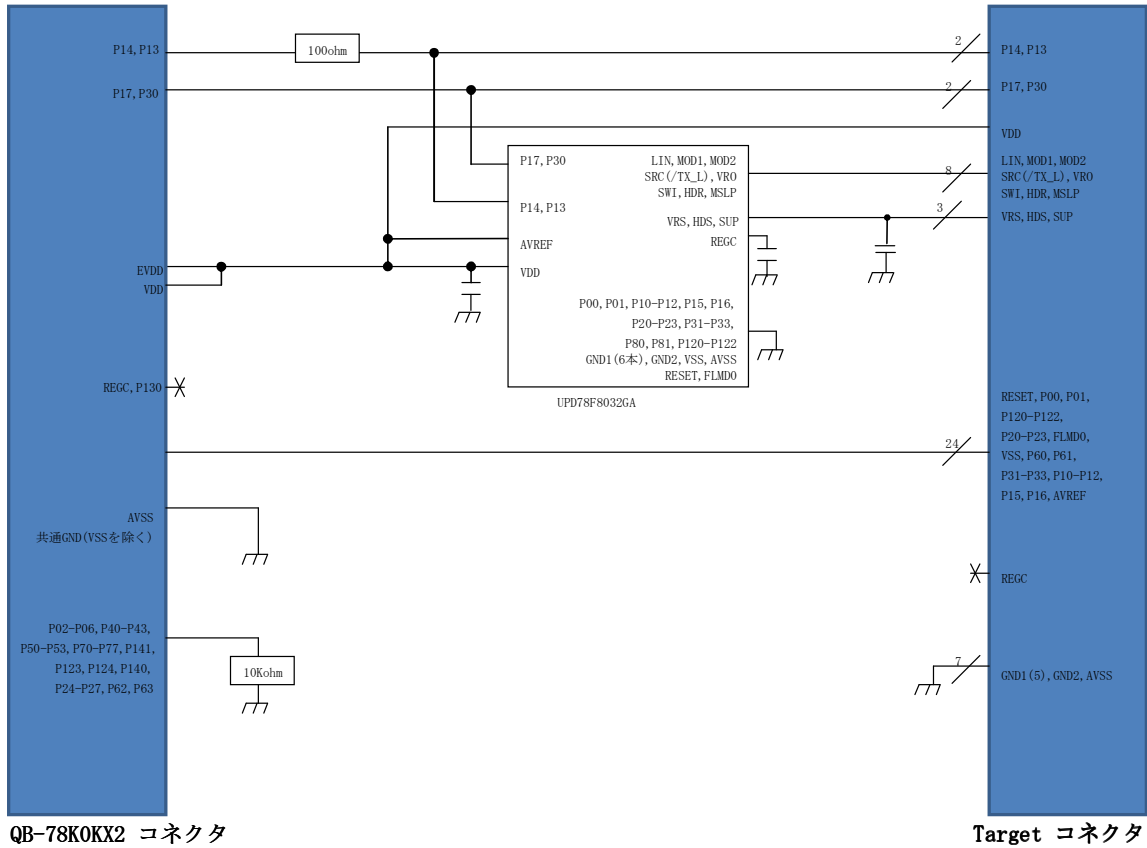


Figure 1-1. Emulation System Configuration for  $\mu$ PD78F8026/78F8027/78F8028/78F8029/78F8030/78F8032D



- |  |  |
|--|--|
| <1> Host machine:  | Product provided with USB port   |
| <2> ID78K0-QB Disk/Accessory Disk:                       | Debugger, USB drivers, manual, etc.  |
| <3> USB interface cable:                                 | Cable connecting QB-78K0KX2 to host machine  |
| <4> AC adapter:  | AC adapters classified by region   |
| <5> QB-78K0KX2:  | In-Circuit Emulator  |
| <6> Check pin adapter:                                   | Adapter used when observing waveforms on oscilloscope                                      |
| <7> Emulation probe:                                     | Flexible type of emulation probe   |
| <8> <b>Exchange adapter:</b><br><b>QB-78F8032-EA-01T</b> | <b>On board LIN transceiver and Voltage Regulator adapter that performs pin conversion</b> |
| <9> Space adapter:                                       | Adapter for height regulation  |
| <10> YQ connector:<br>QB-48GA-YQ-01T                     | Connector that connects exchange adapter to target connector                               |
| <11> Target connector:<br>QB-48GA-NQ-01T                 | Connector soldered to target system  |
| <12> Mount adapter:                                      | Adapter for socket mounting target device  |

## QB-78F8032-EA-01T Block Diagram



---

## 第2章 注意事項

1. QB-78F8032-EA-01T は、電源回路、LIN トランシーバ回路の過熱保護機能を保証していません。  
QB-78F8032-EA-01T を過熱状態および過電流状態で使用しないでください。
2. QB-78F8032-EA-01T 上の SUP,AVREF,VDD 端子にターゲット・ボードから電源が必ず供給された状態でデバッグしてください。
3. SUP と HDS は同電位,VRO,VRS と VDD 端子は同電位としてください。
4. SUP,HDR,HDS,LIN,SWI 端子には、20V 以上印加しないでください。

## CHAPTER 2 CAUTIONS

1. The over temperature protect function of Voltage regulator circuit and LIN transceiver circuit is not guarantee on QB-78F8032-EA-01T. To operate with overheat or over current on QB-78F8032-EA-01T is not allowed.
2. In the debug, SUP, AVREF, VDD terminal on QB-78F8032-EA-01T have to be supplied power by target board.
3. Make SUP the same potential as HDS, and make VDD the same potential as VRO, VRS.
4. To supply the SUP, HDR, HDS, LIN and SWI terminal more than 20V is not allowed.

【発行】 NEC エレクトロニクス株式会社 (<http://www.necel.co.jp/>)

【問い合わせ先】 <http://www.necel.com/contact/ja/>

Published by: NEC Electronics Corporation (<http://www.necel.com/>)

Contact: <http://www.necel.com/support/>