

ISL28134SOICEVAL1Z

Evaluation Board

AN1641  
Rev 0.00  
June 1, 2011

**Introduction**

The ISL28134SOICEVAL1Z Evaluation Board is designed to evaluate the performance of the ISL28134 Low Noise Chopper Stabilized op amp. The evaluation board contains the circuitry needed to evaluate the high performance of the ISL28134 amplifier. The ISL28134 chopper stabilized rail-to-rail input/output amplifier features a low 2.5µV maximum  $V_{OS}$  and 15nV/°C drift over-temperature. The amplifier has no 1/f noise corner down to 0.1Hz with a 1kHz voltage noise density of 10nV/√Hz. The high open loop gain of 174dB allows a high gain single-stage DC amplifier that can operate from a 3V single cell battery while consuming 700µA of current. The ISL28134SOICEVAL1Z evaluation board can be configured as a precision high-gain ( $G = 1,000V/V$ ) differential amplifier to demonstrate the level of performance possible with this amplifier.

**Reference Documents**

- [ISL28134](#) Data Sheet

**Evaluation Board Key Features**

- Single Supply Operation: +2.25V to +6.0V
- Dual Supply Operation: ±1.125V to ±3.0V
- Singled-Ended or Differential Input Operation with High Gain ( $G = 1,000V/V$ )
- Banana Jack Connectors for Power Supply Inputs
- BNC Connectors for Op Amp Input and Output Terminals
- Convenient PCB pads for changing gain configurations, filtering and impedance loading.
- External VREF Input

**Power Supplies (Figure 1)**

External power connections are made through the V+, V-, and GND connections on the evaluation board. The circuit can operate from a single supply or from dual supplies. For single supply operation, the V- and GND pins are tied together to the negative or ground reference of the power supply. For split supplies, V+ and V- terminals connect to their respective supply terminals. The evaluation board power supply range is from +2.25V to +5.5V or ±1.125V to ±2.75V. De-coupling capacitors C2 and C4 provide low-frequency power-supply filtering, while additional capacitors, C1 and C5, which are connected close to the part, filter out high frequency noise. Anti-reverse diodes D1 and D2 protect the circuit in the momentary case of accidentally reversing the power supplies to the evaluation board.

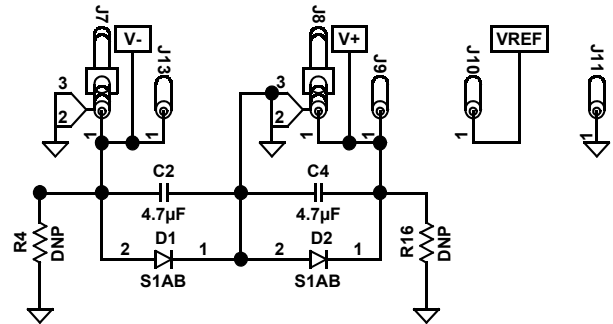


FIGURE 1. POWER SUPPLY CIRCUIT

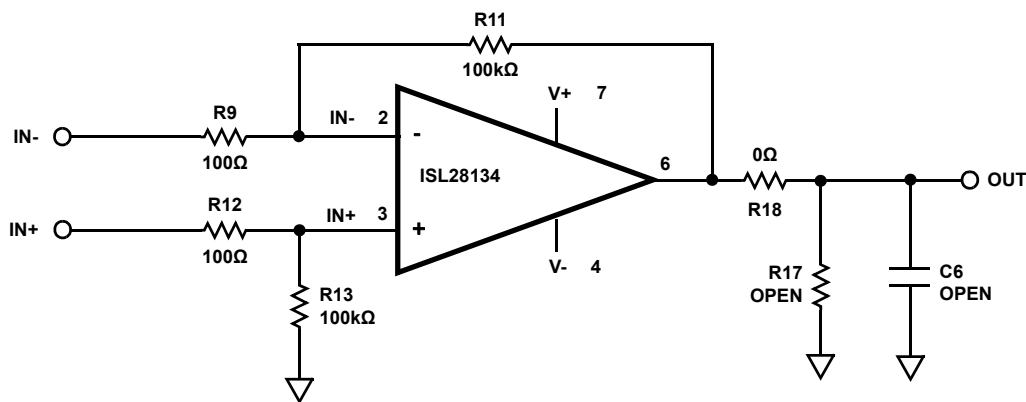


FIGURE 2. BASIC DIFFERENTIAL AMPLIFIER CONFIGURATION

## Amplifier Configuration (Figure 3)

The schematic of the op amp input stage with the components supplied is shown in Figure 3, with a closed loop gain of 1,000V/V. The differential amplifier implements a high impedance differential input. The amplifier gain equation is expressed in Equation 1 as:

$$V_{OUT} = (V_{IN+} - V_{IN-}) \cdot (R11/R9) \tag{EQ. 1}$$

For single-ended inputs the amplifier can be configured as an inverting gain  $G = -1,000V/V$  by grounding the IN+ input, or as a non-inverting amplifier with  $G = +1,001V/V$  by grounding the IN- input. The non-inverting gain is strongly dependent on any resistance from IN- to GND. For good gain accuracy, a 0Ω resistor should be installed on the empty R1 pad.

## User-Selectable Options

(Figures 3 and 4)

Component pads are included to enable a variety of user-selectable circuits to be added to the amplifier inputs, outputs and the amplifier feedback loops.

The inverting and non-inverting inputs have additional resistor placements for adding input attenuation or to establish input DC offset through the VREF pin. To add a reference input without

scaling it by the gain of the amplifier to the output, the circuit needs to be modified slightly. R13 and R15 form a voltage divider to the amplifier IN+ terminal and is chosen to give the inverse of the feedback gain. In this configuration,  $R13 = R9$  and  $R15 = R11$  to scale the reference input by 1,000 while the feedback gain of the amplifier drives the input DC offset to the output in a 1:1 ratio. The non-inverting input signal will need to be AC-coupled into the amplifier.

The op-amp output (Figure 4) also has additional resistor and capacitor placements for filtering and loading.

NOTE: Operational amplifiers are sensitive to output capacitance and may oscillate. In the event of oscillation, reduce output capacitance by using shorter cables, or add a resistor in series with the output.

## High Gain Low Noise Amplifier

The high performance of the ISL28134 allow it to be configured as a very high gain amplifier with excellent DC and noise performance. The low offset voltage and low noise combined with a high gain is ideal for amplifying very small precision signals accurately for sensor applications. The eval board has been specifically configured for a gain of 1,000V/V to highlight these features of the ISL28134.

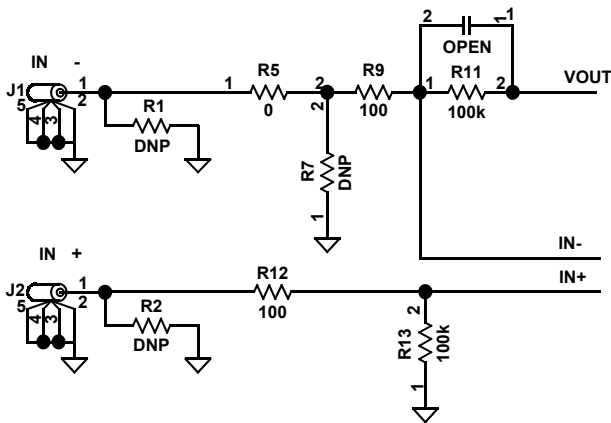


FIGURE 3. INPUT STAGE

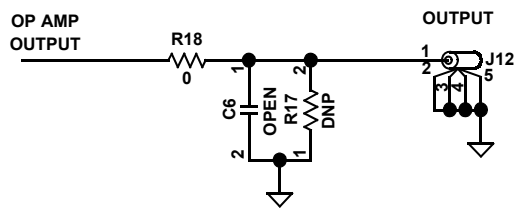
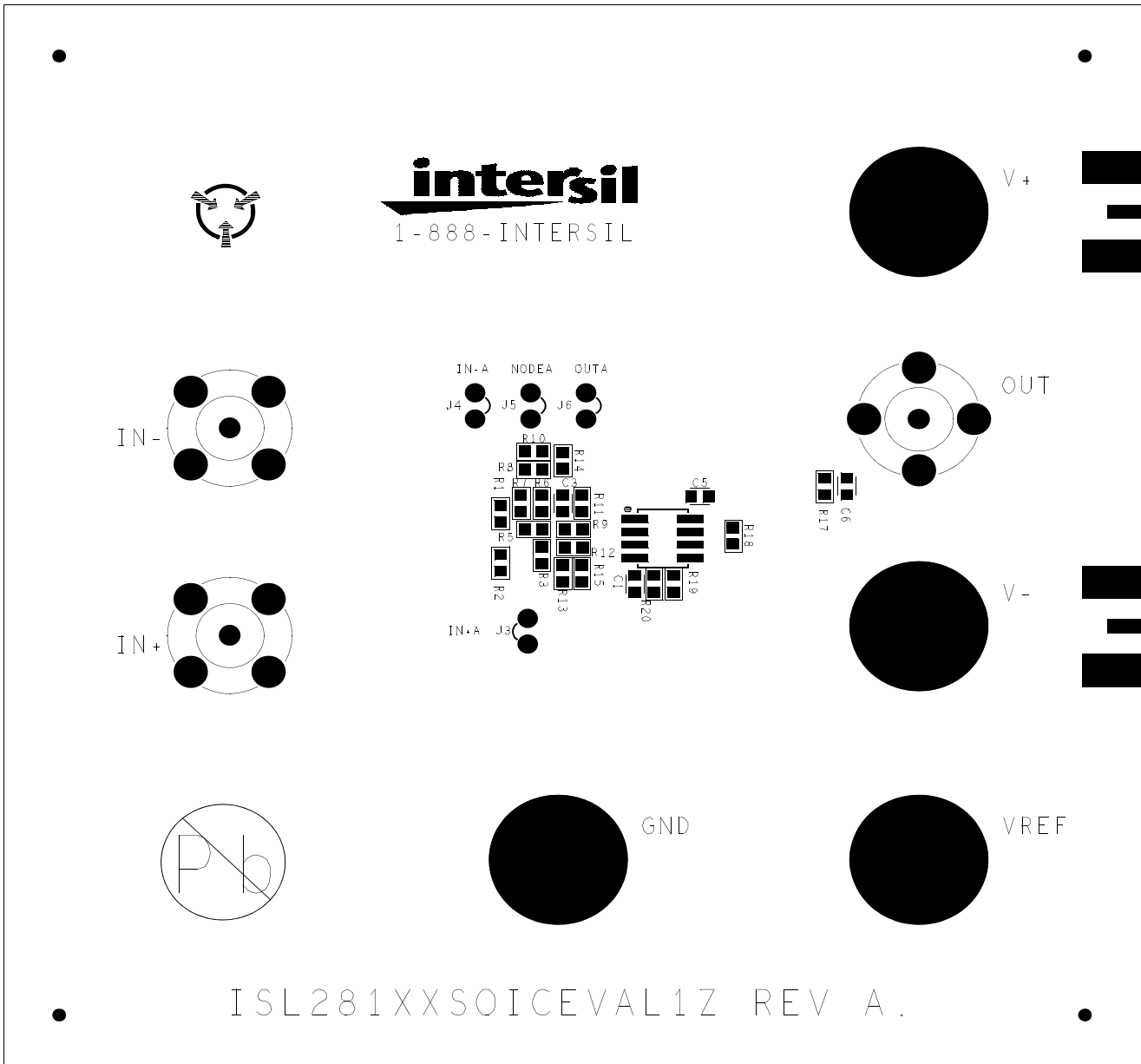


FIGURE 4. OUTPUT STAGE

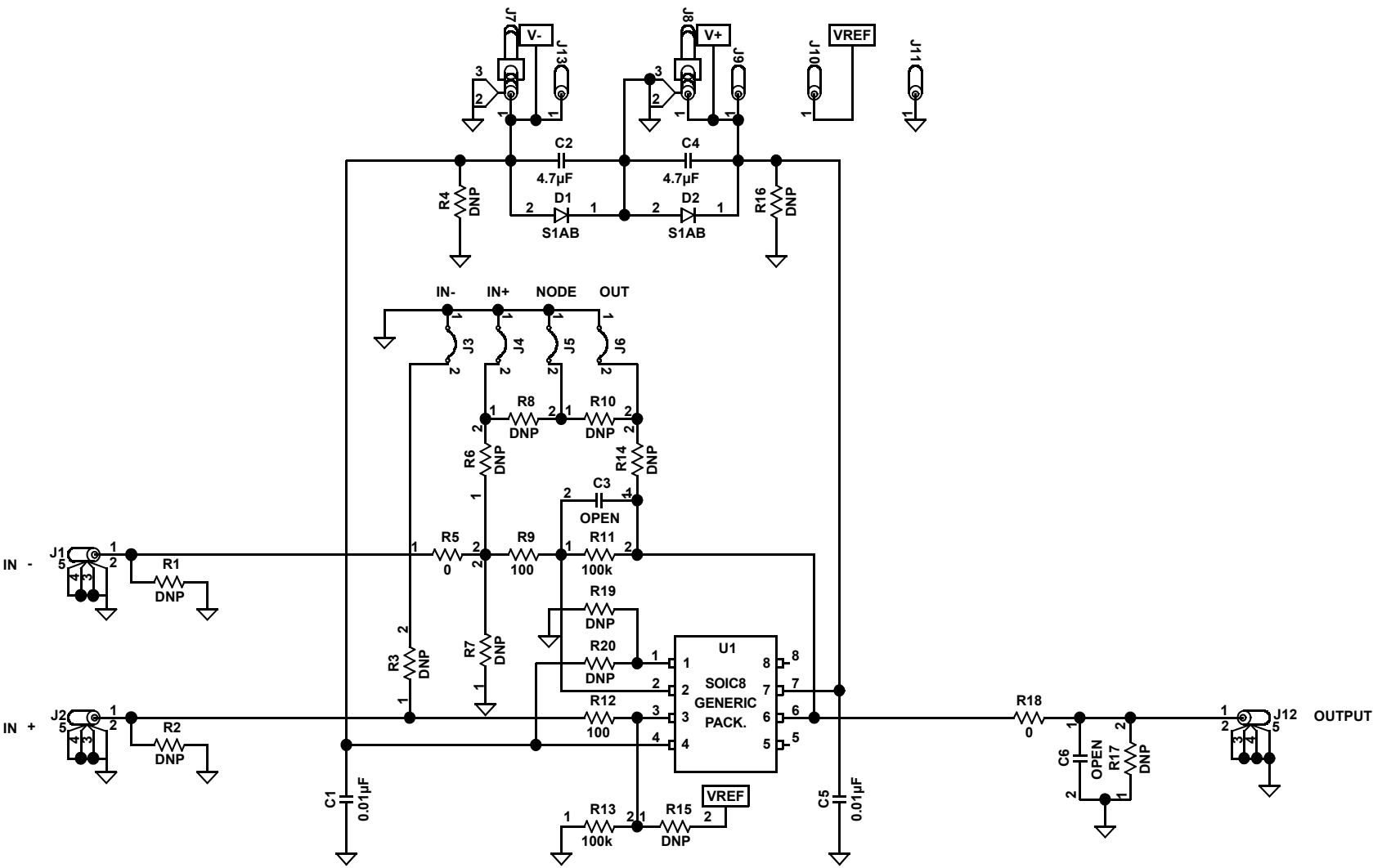
TABLE 1. ISL28233SOICEVAL1Z COMPONENTS PARTS LIST

DEVICE #	DESCRIPTION	COMMENTS
U1	ISL28134IBZ	SOIC 8 Ld Package
R11	100kΩ, 603, 0.125W, SMD Resistor	Feedback Gain
C3	DNP 603 SMD Capacitor	Feedback Filtering
R9, R12	100Ω, 603, 0.125W SMD Capacitor	Gain Set Resistors
R17	DNP, 603, SMD Resistor	Output Loading
C6	DNP 603 SMD Capacitor	Output Filtering
R1, R2, R3, R4, R6, R7, R8, R10, R14, R15, R16, R19, R20	DNP 603 SMD Resistor	
C1, C2, C4, C5	Power Supply Decoupling	C1 = C5 = 0.01μF; C2 = C4 = 4.7μF
D1, D2	Reverse Polarity Protection Diode	

# ISL28134SOICEVAL1Z Top View



# ISL28134SOICEVAL1Z Schematic Diagram



## Notice

1. Descriptions of circuits, software and other related information in this document are provided only to illustrate the operation of semiconductor products and application examples. You are fully responsible for the incorporation or any other use of the circuits, software, and information in the design of your product or system. Renesas Electronics disclaims any and all liability for any losses and damages incurred by you or third parties arising from the use of these circuits, software, or information.
2. Renesas Electronics hereby expressly disclaims any warranties against and liability for infringement or any other claims involving patents, copyrights, or other intellectual property rights of third parties, by or arising from the use of Renesas Electronics products or technical information described in this document, including but not limited to, the product data, drawings, charts, programs, algorithms, and application examples.
3. No license, express, implied or otherwise, is granted hereby under any patents, copyrights or other intellectual property rights of Renesas Electronics or others.
4. You shall not alter, modify, copy, or reverse engineer any Renesas Electronics product, whether in whole or in part. Renesas Electronics disclaims any and all liability for any losses or damages incurred by you or third parties arising from such alteration, modification, copying or reverse engineering.
5. Renesas Electronics products are classified according to the following two quality grades: "Standard" and "High Quality". The intended applications for each Renesas Electronics product depends on the product's quality grade, as indicated below.  
"Standard": Computers; office equipment; communications equipment; test and measurement equipment; audio and visual equipment; home electronic appliances; machine tools; personal electronic equipment; industrial robots; etc.  
"High Quality": Transportation equipment (automobiles, trains, ships, etc.); traffic control (traffic lights); large-scale communication equipment; key financial terminal systems; safety control equipment; etc.  
Unless expressly designated as a high reliability product or a product for harsh environments in a Renesas Electronics data sheet or other Renesas Electronics document, Renesas Electronics products are not intended or authorized for use in products or systems that may pose a direct threat to human life or bodily injury (artificial life support devices or systems; surgical implantations; etc.), or may cause serious property damage (space system; undersea repeaters; nuclear power control systems; aircraft control systems; key plant systems; military equipment; etc.). Renesas Electronics disclaims any and all liability for any damages or losses incurred by you or any third parties arising from the use of any Renesas Electronics product that is inconsistent with any Renesas Electronics data sheet, user's manual or other Renesas Electronics document.
6. When using Renesas Electronics products, refer to the latest product information (data sheets, user's manuals, application notes, "General Notes for Handling and Using Semiconductor Devices" in the reliability handbook, etc.), and ensure that usage conditions are within the ranges specified by Renesas Electronics with respect to maximum ratings, operating power supply voltage range, heat dissipation characteristics, installation, etc. Renesas Electronics disclaims any and all liability for any malfunctions, failure or accident arising out of the use of Renesas Electronics products outside of such specified ranges.
7. Although Renesas Electronics endeavors to improve the quality and reliability of Renesas Electronics products, semiconductor products have specific characteristics, such as the occurrence of failure at a certain rate and malfunctions under certain use conditions. Unless designated as a high reliability product or a product for harsh environments in a Renesas Electronics data sheet or other Renesas Electronics document, Renesas Electronics products are not subject to radiation resistance design. You are responsible for implementing safety measures to guard against the possibility of bodily injury, injury or damage caused by fire, and/or danger to the public in the event of a failure or malfunction of Renesas Electronics products, such as safety design for hardware and software, including but not limited to redundancy, fire control and malfunction prevention, appropriate treatment for aging degradation or any other appropriate measures. Because the evaluation of microcomputer software alone is very difficult and impractical, you are responsible for evaluating the safety of the final products or systems manufactured by you.
8. Please contact a Renesas Electronics sales office for details as to environmental matters such as the environmental compatibility of each Renesas Electronics product. You are responsible for carefully and sufficiently investigating applicable laws and regulations that regulate the inclusion or use of controlled substances, including without limitation, the EU RoHS Directive, and using Renesas Electronics products in compliance with all these applicable laws and regulations. Renesas Electronics disclaims any and all liability for damages or losses occurring as a result of your noncompliance with applicable laws and regulations.
9. Renesas Electronics products and technologies shall not be used for or incorporated into any products or systems whose manufacture, use, or sale is prohibited under any applicable domestic or foreign laws or regulations. You shall comply with any applicable export control laws and regulations promulgated and administered by the governments of any countries asserting jurisdiction over the parties or transactions.
10. It is the responsibility of the buyer or distributor of Renesas Electronics products, or any other party who distributes, disposes of, or otherwise sells or transfers the product to a third party, to notify such third party in advance of the contents and conditions set forth in this document.
11. This document shall not be reprinted, reproduced or duplicated in any form, in whole or in part, without prior written consent of Renesas Electronics.
12. Please contact a Renesas Electronics sales office if you have any questions regarding the information contained in this document or Renesas Electronics products.  
(Note 1) "Renesas Electronics" as used in this document means Renesas Electronics Corporation and also includes its directly or indirectly controlled subsidiaries.  
(Note 2) "Renesas Electronics product(s)" means any product developed or manufactured by or for Renesas Electronics.

(Rev.4.0-1 November 2017)



### SALES OFFICES

Renesas Electronics Corporation

<http://www.renesas.com>

Refer to "<http://www.renesas.com/>" for the latest and detailed information.

**Renesas Electronics America Inc.**  
1001 Murphy Ranch Road, Milpitas, CA 95035, U.S.A.  
Tel: +1-408-432-8888, Fax: +1-408-434-5351

**Renesas Electronics Canada Limited**  
9251 Yonge Street, Suite 8309 Richmond Hill, Ontario Canada L4C 9T3  
Tel: +1-905-237-2004

**Renesas Electronics Europe Limited**  
Dukes Meadow, Millboard Road, Bourne End, Buckinghamshire, SL8 5FH, U.K  
Tel: +44-1628-651-700, Fax: +44-1628-651-804

**Renesas Electronics Europe GmbH**  
Arcadiastrasse 10, 40472 Düsseldorf, Germany  
Tel: +49-211-6503-0, Fax: +49-211-6503-1327

**Renesas Electronics (China) Co., Ltd.**  
Room 1709 Quantum Plaza, No.27 ZhichunLu, Haidian District, Beijing, 100191 P. R. China  
Tel: +86-10-8235-1155, Fax: +86-10-8235-7679

**Renesas Electronics (Shanghai) Co., Ltd.**  
Unit 301, Tower A, Central Towers, 555 Langao Road, Putuo District, Shanghai, 200333 P. R. China  
Tel: +86-21-2226-0888, Fax: +86-21-2226-0999

**Renesas Electronics Hong Kong Limited**  
Unit 1601-1611, 16/F., Tower 2, Grand Century Place, 193 Prince Edward Road West, Mongkok, Kowloon, Hong Kong  
Tel: +852-2265-6688, Fax: +852-2886-9022

**Renesas Electronics Taiwan Co., Ltd.**  
13F, No. 363, Fu Shing North Road, Taipei 10543, Taiwan  
Tel: +886-2-8175-9600, Fax: +886-2-8175-9670

**Renesas Electronics Singapore Pte. Ltd.**  
80 Bendemeer Road, Unit #06-02 Hyflux Innovation Centre, Singapore 339949  
Tel: +65-6213-0200, Fax: +65-6213-0300

**Renesas Electronics Malaysia Sdn.Bhd.**  
Unit 1207, Block B, Menara Amcorp, Amcorp Trade Centre, No. 18, Jln Persiaran Barat, 46050 Petaling Jaya, Selangor Darul Ehsan, Malaysia  
Tel: +60-3-7955-9390, Fax: +60-3-7955-9510

**Renesas Electronics India Pvt. Ltd.**  
No.777C, 100 Feet Road, HAL 2nd Stage, Indiranagar, Bangalore 560 038, India  
Tel: +91-80-67208700, Fax: +91-80-67208777

**Renesas Electronics Korea Co., Ltd.**  
17F, KAMCO Yangjae Tower, 262, Gangnam-daero, Gangnam-gu, Seoul, 06265 Korea  
Tel: +82-2-558-3737, Fax: +82-2-558-5338