

To our customers,

---

## Old Company Name in Catalogs and Other Documents

---

On April 1<sup>st</sup>, 2010, NEC Electronics Corporation merged with Renesas Technology Corporation, and Renesas Electronics Corporation took over all the business of both companies. Therefore, although the old company name remains in this document, it is a valid Renesas Electronics document. We appreciate your understanding.

Renesas Electronics website: <http://www.renesas.com>

April 1<sup>st</sup>, 2010  
Renesas Electronics Corporation

Issued by: Renesas Electronics Corporation (<http://www.renesas.com>)

Send any inquiries to <http://www.renesas.com/inquiry>.

## Notice

1. All information included in this document is current as of the date this document is issued. Such information, however, is subject to change without any prior notice. Before purchasing or using any Renesas Electronics products listed herein, please confirm the latest product information with a Renesas Electronics sales office. Also, please pay regular and careful attention to additional and different information to be disclosed by Renesas Electronics such as that disclosed through our website.
2. Renesas Electronics does not assume any liability for infringement of patents, copyrights, or other intellectual property rights of third parties by or arising from the use of Renesas Electronics products or technical information described in this document. No license, express, implied or otherwise, is granted hereby under any patents, copyrights or other intellectual property rights of Renesas Electronics or others.
3. You should not alter, modify, copy, or otherwise misappropriate any Renesas Electronics product, whether in whole or in part.
4. Descriptions of circuits, software and other related information in this document are provided only to illustrate the operation of semiconductor products and application examples. You are fully responsible for the incorporation of these circuits, software, and information in the design of your equipment. Renesas Electronics assumes no responsibility for any losses incurred by you or third parties arising from the use of these circuits, software, or information.
5. When exporting the products or technology described in this document, you should comply with the applicable export control laws and regulations and follow the procedures required by such laws and regulations. You should not use Renesas Electronics products or the technology described in this document for any purpose relating to military applications or use by the military, including but not limited to the development of weapons of mass destruction. Renesas Electronics products and technology may not be used for or incorporated into any products or systems whose manufacture, use, or sale is prohibited under any applicable domestic or foreign laws or regulations.
6. Renesas Electronics has used reasonable care in preparing the information included in this document, but Renesas Electronics does not warrant that such information is error free. Renesas Electronics assumes no liability whatsoever for any damages incurred by you resulting from errors in or omissions from the information included herein.
7. Renesas Electronics products are classified according to the following three quality grades: “Standard”, “High Quality”, and “Specific”. The recommended applications for each Renesas Electronics product depends on the product’s quality grade, as indicated below. You must check the quality grade of each Renesas Electronics product before using it in a particular application. You may not use any Renesas Electronics product for any application categorized as “Specific” without the prior written consent of Renesas Electronics. Further, you may not use any Renesas Electronics product for any application for which it is not intended without the prior written consent of Renesas Electronics. Renesas Electronics shall not be in any way liable for any damages or losses incurred by you or third parties arising from the use of any Renesas Electronics product for an application categorized as “Specific” or for which the product is not intended where you have failed to obtain the prior written consent of Renesas Electronics. The quality grade of each Renesas Electronics product is “Standard” unless otherwise expressly specified in a Renesas Electronics data sheets or data books, etc.
  - “Standard”: Computers; office equipment; communications equipment; test and measurement equipment; audio and visual equipment; home electronic appliances; machine tools; personal electronic equipment; and industrial robots.
  - “High Quality”: Transportation equipment (automobiles, trains, ships, etc.); traffic control systems; anti-disaster systems; anti-crime systems; safety equipment; and medical equipment not specifically designed for life support.
  - “Specific”: Aircraft; aerospace equipment; submersible repeaters; nuclear reactor control systems; medical equipment or systems for life support (e.g. artificial life support devices or systems), surgical implantations, or healthcare intervention (e.g. excision, etc.), and any other applications or purposes that pose a direct threat to human life.
8. You should use the Renesas Electronics products described in this document within the range specified by Renesas Electronics, especially with respect to the maximum rating, operating supply voltage range, movement power voltage range, heat radiation characteristics, installation and other product characteristics. Renesas Electronics shall have no liability for malfunctions or damages arising out of the use of Renesas Electronics products beyond such specified ranges.
9. Although Renesas Electronics endeavors to improve the quality and reliability of its products, semiconductor products have specific characteristics such as the occurrence of failure at a certain rate and malfunctions under certain use conditions. Further, Renesas Electronics products are not subject to radiation resistance design. Please be sure to implement safety measures to guard them against the possibility of physical injury, and injury or damage caused by fire in the event of the failure of a Renesas Electronics product, such as safety design for hardware and software including but not limited to redundancy, fire control and malfunction prevention, appropriate treatment for aging degradation or any other appropriate measures. Because the evaluation of microcomputer software alone is very difficult, please evaluate the safety of the final products or system manufactured by you.
10. Please contact a Renesas Electronics sales office for details as to environmental matters such as the environmental compatibility of each Renesas Electronics product. Please use Renesas Electronics products in compliance with all applicable laws and regulations that regulate the inclusion or use of controlled substances, including without limitation, the EU RoHS Directive. Renesas Electronics assumes no liability for damages or losses occurring as a result of your noncompliance with applicable laws and regulations.
11. This document may not be reproduced or duplicated, in any form, in whole or in part, without prior written consent of Renesas Electronics.
12. Please contact a Renesas Electronics sales office if you have any questions regarding the information contained in this document or Renesas Electronics products, or if you have any other inquiries.

(Note 1) “Renesas Electronics” as used in this document means Renesas Electronics Corporation and also includes its majority-owned subsidiaries.

(Note 2) “Renesas Electronics product(s)” means any product developed or manufactured by or for Renesas Electronics.

## Technical Note

# RELIABILITY QUALITY CONTROL OF LOW NOISE GaAs FET DEVICE

---

Document No. PQ10321EJ02V0TN (2nd edition)  
Date Published June 2009 NS

© NEC Electronics Corporation 2003, 2009  
Printed in Japan

<b>Caution</b>	GaAs Products	<p>This product uses gallium arsenide (GaAs). GaAs vapor and powder are hazardous to human health if inhaled or ingested, so please observe the following points.</p> <ul style="list-style-type: none"><li>• Follow related laws and ordinances when disposing of the product. If there are no applicable laws and/or ordinances, dispose of the product as recommended below.<ol style="list-style-type: none"><li>1. Commission a disposal company able to (with a license to) collect, transport and dispose of materials that contain arsenic and other such industrial waste materials.</li><li>2. Exclude the product from general industrial waste and household garbage, and ensure that the product is controlled (as industrial waste subject to special control) up until final disposal.</li></ol></li><li>• Do not burn, destroy, cut, crush, or chemically dissolve the product.</li><li>• Do not lick the product or in any way allow it to enter the mouth.</li></ul>
----------------	---------------	--

• **The information in this document is current as of June, 2009. The information is subject to change without notice. For actual design-in, refer to the latest publications of NEC Electronics data sheets, etc., for the most up-to-date specifications of NEC Electronics products. Not all products and/or types are available in every country. Please check with an NEC Electronics sales representative for availability and additional information.**

- No part of this document may be copied or reproduced in any form or by any means without the prior written consent of NEC Electronics. NEC Electronics assumes no responsibility for any errors that may appear in this document.
- NEC Electronics does not assume any liability for infringement of patents, copyrights or other intellectual property rights of third parties by or arising from the use of NEC Electronics products listed in this document or any other liability arising from the use of such products. No license, express, implied or otherwise, is granted under any patents, copyrights or other intellectual property rights of NEC Electronics or others.
- Descriptions of circuits, software and other related information in this document are provided for illustrative purposes in semiconductor product operation and application examples. The incorporation of these circuits, software and information in the design of a customer's equipment shall be done under the full responsibility of the customer. NEC Electronics assumes no responsibility for any losses incurred by customers or third parties arising from the use of these circuits, software and information.
- While NEC Electronics endeavors to enhance the quality and safety of NEC Electronics products, customers agree and acknowledge that the possibility of defects thereof cannot be eliminated entirely. In addition, NEC Electronics products are not taken measures to prevent radioactive rays in the product design. When customers use NEC Electronics products with their products, customers shall, on their own responsibility, incorporate sufficient safety measures such as redundancy, fire-containment and anti-failure features to their products in order to avoid risks of the damages to property (including public or social property) or injury (including death) to persons, as the result of defects of NEC Electronics products.
- NEC Electronics products are classified into the following three quality grades: "Standard", "Special" and "Specific".

The "Specific" quality grade applies only to NEC Electronics products developed based on a customer-designated "quality assurance program" for a specific application. The recommended applications of an NEC Electronics product depend on its quality grade, as indicated below. Customers must check the quality grade of each NEC Electronics product before using it in a particular application.

"Standard": Computers, office equipment, communications equipment, test and measurement equipment, audio and visual equipment, home electronic appliances, machine tools, personal electronic equipment and industrial robots.

"Special": Transportation equipment (automobiles, trains, ships, etc.), traffic control systems, anti-disaster systems, anti-crime systems, safety equipment and medical equipment (not specifically designed for life support).

"Specific": Aircraft, aerospace equipment, submersible repeaters, nuclear reactor control systems, life support systems and medical equipment for life support, etc.

The quality grade of NEC Electronics products is "Standard" unless otherwise expressly specified in NEC Electronics data sheets or data books, etc. If customers wish to use NEC Electronics products in applications not intended by NEC Electronics, they must contact an NEC Electronics sales representative in advance to determine NEC Electronics' willingness to support a given application.

(Note)

- (1) "NEC Electronics" as used in this statement means NEC Electronics Corporation and also includes its majority-owned subsidiaries.
- (2) "NEC Electronics products" means any product developed or manufactured by or for NEC Electronics (as defined above).

M8E0904E

### Major Revisions in This Edition

Page	Description
Throughout	Review of descriptions in conjunction with merger of NEC Compound Semiconductor Devices, Ltd. with NEC Electronics Corporation.

# CONTENTS

1. CONCEPT OF RELIABILITY QUALITY CONTROL .....	6
2. QUALITY CONTROL OF PRODUCTION PROCESS .....	8
3. PRODUCTION INSPECTION.....	12
4. RELIABILITY TEST .....	13
4. 1 Test Contents .....	13
4. 2 Failure Criteria .....	14

## 1. CONCEPT OF RELIABILITY QUALITY CONTROL

NEC Electronics Corporation has been certified for ISO 9001 and ISO 14001. The company is intent on continually improving its quality system to provide high-quality/environment-friendly products that will satisfy the customer.

The reliability quality control of our microwave semiconductor devices is based on improving the reliability in individual processes, from development design to mass production design, by reflecting customers' needs identified through market research and customer feedback. We also aim to achieve production that maintains a balance between reliability quality and price by adopting effective management methods suitable for the application of individual products, and will devote our full efforts to manufacturing products that will meet our customers' expectations. Toward this realization, shipment and after-sales service are controlled under a coherent system in each process from material procurement to product delivery as follows:

- (1) Selection and procurement of environment-friendly material as well as components/parts
- (2) Quality control and inspection of the product in individual processes up to mass-production
- (3) Confirmation of the quality of the product by reliability testing

In addition, with the expansion and development of the application fields of microwave semiconductor devices such as mobile phones, the number of applications is drastically increasing and the quality expected of our products is steadily growing. In response to these expectations, NEC Electronics Corporation considers the following items key points:

- (a) improvement of design quality,
- (b) improvement and maintenance of the quality in the production phase, and
- (c) removal of potential defects by setting quality gates in each process.

Aspects to be emphasized include

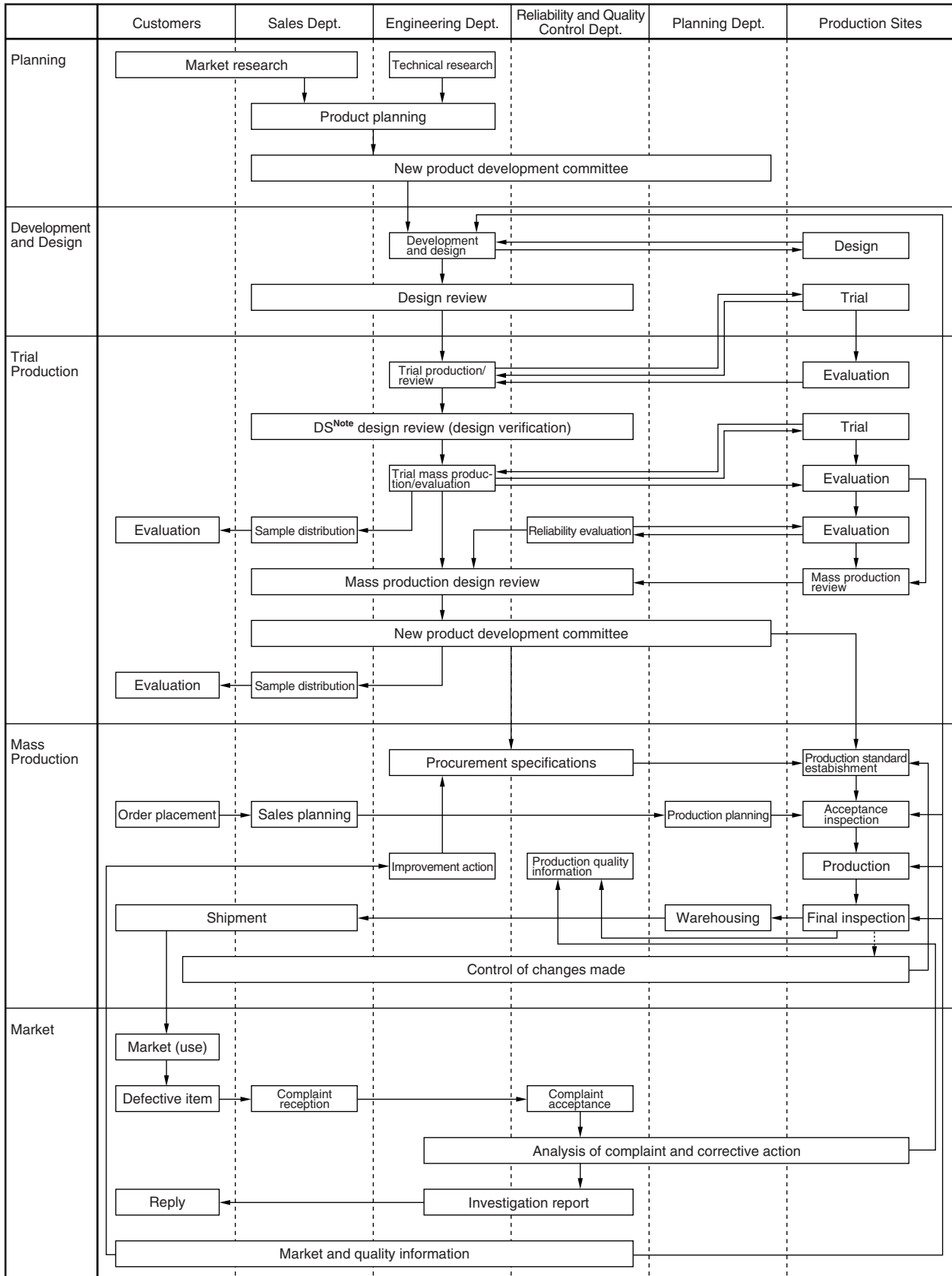
- (i) establishment of reliability by standardization of design rules,
- (ii) identification of non-reliability causes by design review,
- (iii) thorough evaluation of characteristics and reliability testing in development/trial production phase,
- (iv) automation of production facilities and product variation control by facility maintenance,
- (v) enhancement of staff awareness of the quality by small group activities such as QC circle,
- (vi) analysis, feedback and feedforward of quality information including field data, and
- (vii) prevention of defective products by PC (Process Check) in each process and feedback of results to the corresponding process.

By implementing these actions, we commit ourselves to providing semiconductor devices that satisfy the high quality/low price needs of the customer. Moreover, we also pledge to continue our efforts to improve product quality.

The flowchart of the quality (Q) and reliability (R) system is shown in Figure 1-1.



**Figure 1-1 The flowchart of the quality (Q) and reliability (R) system**



**Note** DS : Design Sample

## 2. QUALITY CONTROL OF PRODUCTION PROCESS

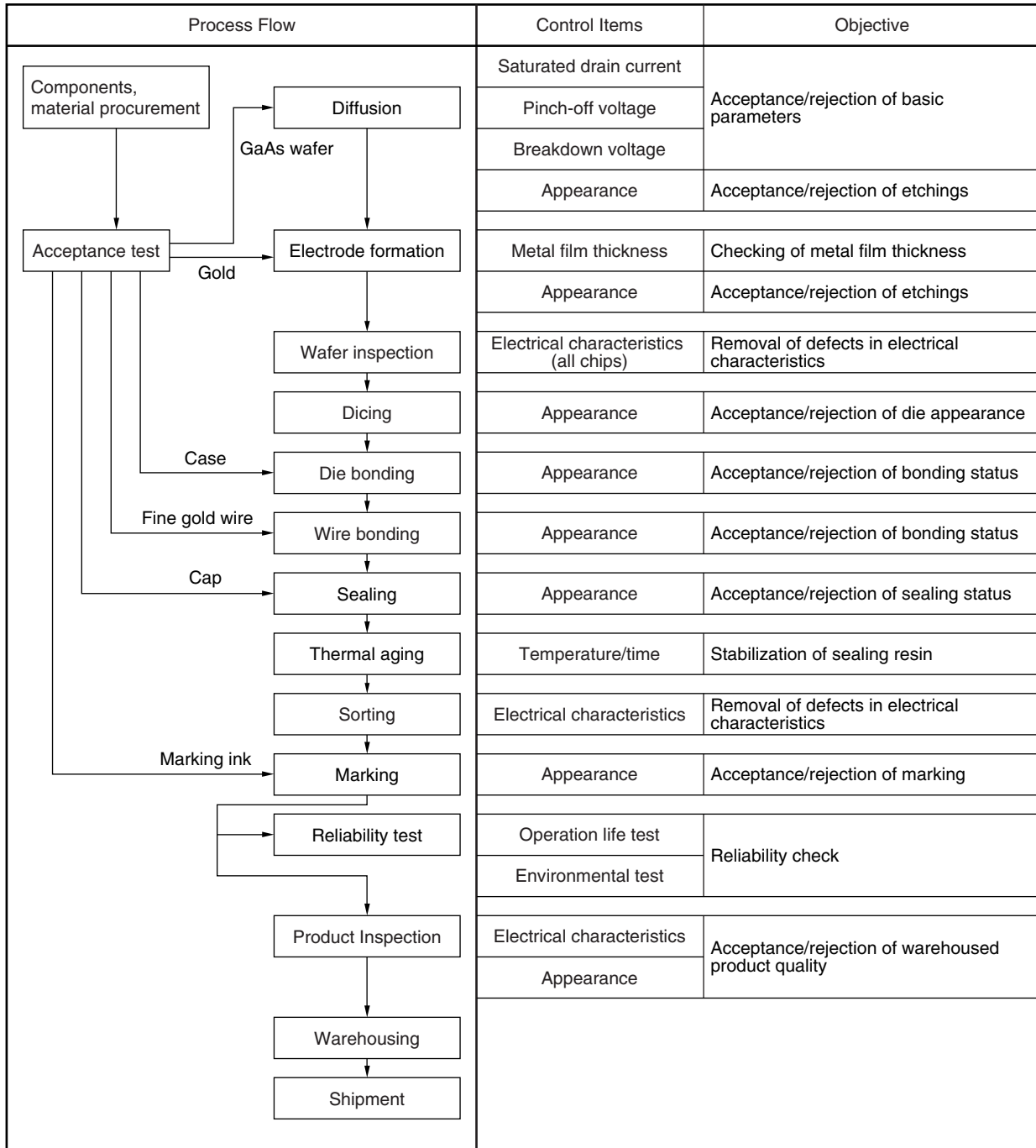
NEC Electronics Corporation manufactures and releases microwave semiconductor devices focusing on further improvement of the required product reliability by assessing customer requirements as well as the application environment of the product, and incorporating the results into the original design. To realize the reliability quality intended in the design, a production control system is required to obviate any defective elements caused by variations in individual production processes.

Therefore, emphasis is placed on the quality control of parts, components or secondary materials that will determine the reliability quality upon production and on related aspects such as the production environment. Further, by incorporating checking functions in the production processes, half-finished products in each process are checked with optimum frequency against the key control items.

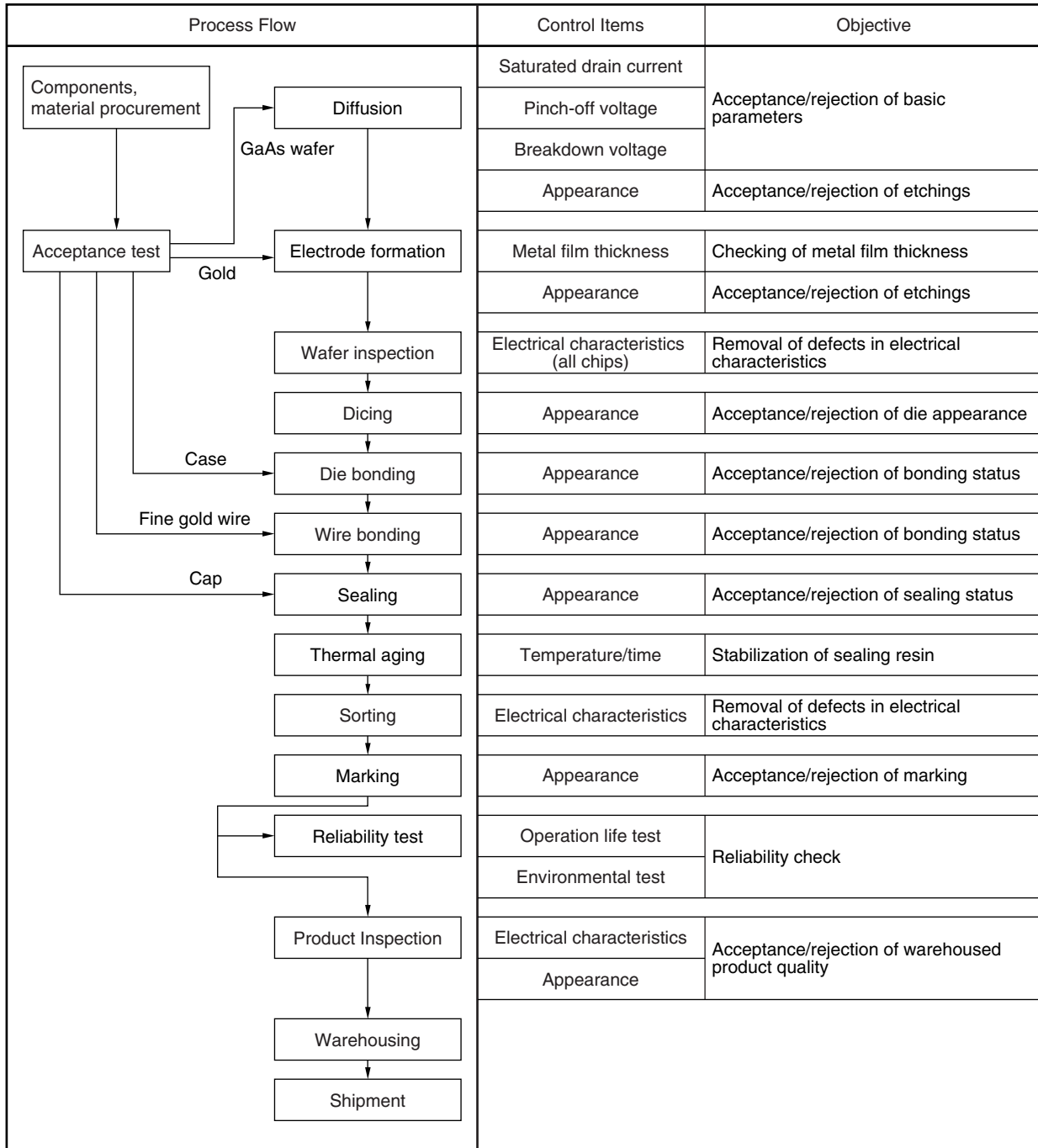
A flowchart example of production process control is shown in Figure 2-1, 2-2, and 2-3. Components, materials or secondary materials are controlled as described below.

Components, materials and secondary materials such as chemicals or high-purity gas are procured through the specified vendors. Acceptance testing is performed largely by sampling based on JIS Z 9015 or other procurement standards used by NEC Electronics Corporation. The result of the acceptance test is monitored, and if necessary, corrective action is taken or factory inspections are conducted at the specified vendors to stabilize the quality of the purchased products.

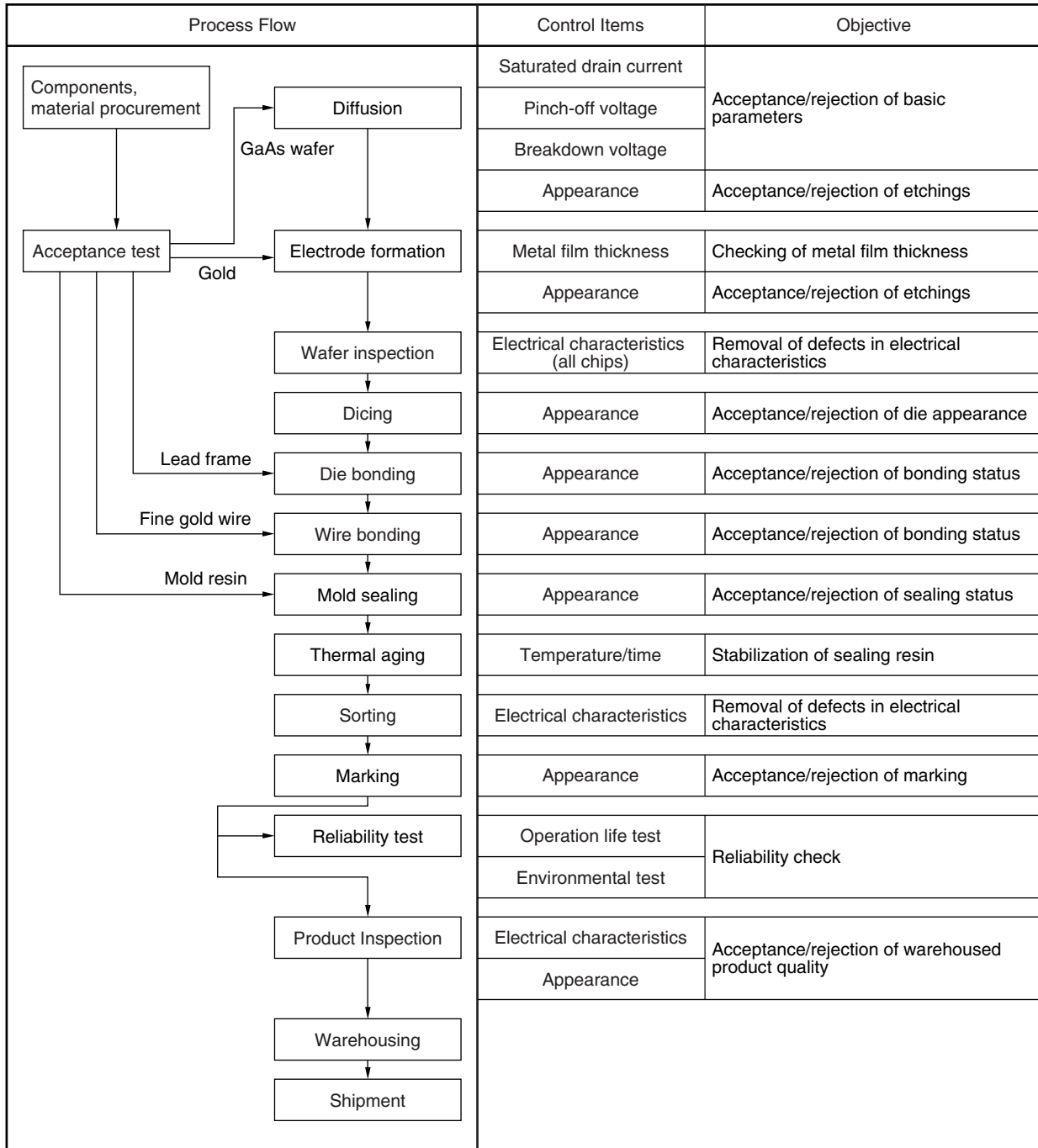
**Figure 2-1 An example of production process control flowchart of Low noise GaAs FET ( $\mu$ -X package)**



**Figure 2-2 An example of production process control flowchart of Low noise GaAs FET (hollow plastic package)**



**Figure 2-3 An example of production process control flowchart of Low noise GaAs FET (plastic package)**



### 3. PRODUCTION INSPECTION

Product inspections are conducted by sampling to determine whether or not the package appearance and electrical characteristics of products that have already passed the sorting inspection meet the specified standard.

An example of this inspection is shown below.

(1) Low noise GaAs FET ( $\mu$ -X package)

Item	Parameter	Sampling Inspection		
		LTPD	Number of Samples	Number Passed Inspection
Open/Short	Open, Short	10%	22	0
Breakdown Voltage, Leak Current	$I_{GSO}$ , $BV_{GSO}$ , $V_{GF}$ , $I_{GDO}$ , $BV_{GDO}$	10%	22	0
Transconductance, Saturated Drain Current	$g_m$ , $I_{DSS}$	10%	22	0
Pinch-off Voltage	$V_p$	10%	22	0
RF Characteristics	NF, $G_a$	5%	45	0
Critical Package Appearance	Case cracking, Lead deformation, Bent leads, No lead plating, Missing markings	1%	231	0
Moderate Package Appearance	Case chipping, Defective lead plating, Illegible markings	1%	231	0

(2) Low noise GaAs FET (hollow plastic package, plastic package)

Item	Parameter	Sampling Inspection		
		LTPD	Number of Samples	Number Passed Inspection
Open/Short	Open, Short	10%	22	0
Breakdown Voltage, Leak Current	$I_{GSO}$ , $BV_{GSO}$ , $V_{GF}$ , $I_{GDO}$ , $BV_{GDO}$	10%	22	0
Transconductance, Saturated Drain Current	$g_m$ , $I_{DSS}$	10%	22	0
Pinch-off Voltage	$V_p$	10%	22	0
RF Characteristics	NF, $G_a$	5%	45	0
Critical Package Appearance	Resin cracking, Lead deformation, Bent leads, No lead plating, Missing markings	1%	231	0
Moderate Package Appearance	Defective resin molding/Chipping, Defective lead plating, Illegible markings	1%	231	0

## 4. RELIABILITY TEST

Reliability tests are conducted regularly based upon EIAJ ED-4701, MIL-STD-750 and other standards. Examples of the tests and of the failure criteria are shown in 4. 1 and 4. 2 below.

### 4. 1 Test Contents

(1) An example of Low noise GaAs FET ( $\mu$ -X package, hollow plastic package) is shown below.

Test Item	Test Conditions	Number of Samples	Related Standards
			EIAJ ED-4701
Solderability	215±5°C or 245±5°C, 5 seconds	11	303
Soldering Heat	260±5°C, 10 seconds	11	301
Temperature Cycle	T <sub>stg</sub> min. <sup>Note 1</sup> to T <sub>stg</sub> max. <sup>Note 1</sup> 30 minutes each, 100 cycles	11	105
Power Burn-in	T <sub>ch</sub> = T <sub>ch</sub> max., V <sub>DS</sub> = V <sub>DS</sub> max. <sup>Note 2</sup> , I <sub>DS</sub> = I <sub>DS</sub> max. <sup>Note 2</sup>	20	101
High-temperature Reverse Bias	T <sub>A</sub> = 150°C, V <sub>GSS</sub> = V <sub>GS</sub> max. <sup>Note 1</sup> × 0.8	20	–
High-temperature High-humidity Reverse Bias	T <sub>A</sub> = 85°C, Rh = 85%, V <sub>GSS</sub> = V <sub>GS</sub> max. <sup>Note 1</sup> × 0.8, 1 000 hours	20	102
Autoclave (Pressure Cooker)	T <sub>A</sub> = 125°C, P = 230 kPa, 48 hours	20	–
High-temperature Storage	T <sub>stg</sub> max. <sup>Note 1</sup> , 1 000 hours	20	201
Low-temperature Storage	T <sub>stg</sub> min. <sup>Note 1</sup> , 1 000 hours	20	202
Terminal Strength (pulling)	Apply the specified weight, Keep for 10 seconds	11	401
Terminal Strength (bending)	Apply the specified weight, 90°, Once	11	401
Electrostatic Discharge Sensitivity	C = 200 pF, R = 0 Ω, Once, Between the weakest terminals	20	305

**Notes 1.** Absolute maximum ratings

**2.** Recommended operating conditions

(2) An example of Low noise GaAs FET (plastic package) is shown below.

Test Item	Test Conditions	Number of Samples	Related Standards
			EIAJ ED-4701
Solderability	215±5°C or 245±5°C, 5 seconds	11	303
Soldering Heat	260±5°C, 10 seconds	11	301
Temperature Cycle	T <sub>stg</sub> min. <sup>Note 1</sup> to T <sub>stg</sub> max. <sup>Note 1</sup> 30 minutes each, 100 cycles	11	105
Power Burn-in	T <sub>ch</sub> = T <sub>ch</sub> max., V <sub>DS</sub> = V <sub>DS</sub> max. <sup>Note 2</sup> , I <sub>DS</sub> = I <sub>DS</sub> max. <sup>Note 2</sup>	20	101
High-temperature Reverse Bias	T <sub>A</sub> = 150°C, V <sub>GSS</sub> = V <sub>GS</sub> max. <sup>Note 1</sup> × 0.8	20	–
High-temperature High-humidity Reverse Bias	T <sub>A</sub> = 85°C, Rh = 85%, V <sub>GSS</sub> = V <sub>GS</sub> max. <sup>Note 1</sup> × 0.8, 1 000 hours	20	102
Autoclave (Pressure Cooker)	T <sub>A</sub> = 125°C, P = 230 kPa, 96 hours	20	–
High-temperature Storage	T <sub>stg</sub> max. <sup>Note 1</sup> , 1 000 hours	20	201
Low-temperature Storage	T <sub>stg</sub> min. <sup>Note 1</sup> , 1 000 hours	20	202
Terminal Strength (pulling)	Apply the specified weight, Keep for 10 seconds	11	401
Terminal Strength (bending)	Apply the specified weight, 90°, Once	11	401
Electrostatic Discharge Sensitivity	C = 200 pF, R = 0 Ω, Once, Between the weakest terminals	20	305

- Notes**
1. Absolute maximum ratings
  2. Recommended operating conditions

#### 4.2 Failure Criteria

An example of Low noise GaAs FET ( $\mu$ -X package, hollow plastic package, plastic package) is shown below.

Test Item	Failure Criteria		
	Parameter	Lower	Upper
Soldering Heat, Temperature Cycle, Power Burn-in, High-temperature Reverse Bias, High-temperature High-humidity Storage, PCT, High-temperature Storage, Low-temperature Storage, Electrostatic Discharge Sensitivity	Gate to source leak current (I <sub>GSO</sub> )	–	S × 2 or S + 300 nA <sup>Note</sup>
	Saturated drain current (I <sub>DSS</sub> )	S × 0.8	S × 1.2
	Pinch-off voltage (V <sub>P</sub> )	S × 0.8	S × 1.2
	Transconductance (g <sub>m</sub> )	S × 0.8	S × 1.2
Terminal Strength	Lead appearance	No evidence of breakage or loosening	
Solderability		Solder covers 95% or more of the surface	

**Note** The greater of S × 2 or S + 300 nA should be applied.

**Remark** S : Initial value



*For further information,  
please contact:*

**NEC Electronics Corporation**  
1753, Shimonumabe, Nakahara-ku,  
Kawasaki, Kanagawa 211-8668,  
Japan  
Tel: 044-435-5111  
<http://www.necel.com/>

**[America]**

**NEC Electronics America, Inc.**  
2880 Scott Blvd.  
Santa Clara, CA 95050-2554, U.S.A.  
Tel: 408-588-6000  
800-366-9782  
<http://www.am.necel.com/>

**[Europe]**

**NEC Electronics (Europe) GmbH**  
Arcadiastrasse 10  
40472 Düsseldorf, Germany  
Tel: 0211-65030  
<http://www.eu.necel.com/>

**Hanover Office**  
Podbielskistrasse 166 B  
30177 Hannover  
Tel: 0 511 33 40 2-0

**Munich Office**  
Werner-Eckert-Strasse 9  
81829 München  
Tel: 0 89 92 10 03-0

**Stuttgart Office**  
Industriestrasse 3  
70565 Stuttgart  
Tel: 0 711 99 01 0-0

**United Kingdom Branch**  
Cygnus House, Sunrise Parkway  
Linford Wood, Milton Keynes  
MK14 6NP, U.K.  
Tel: 01908-691-133

**Succursale Française**  
9, rue Paul Dautier, B.P. 52  
78142 Velizy-Villacoublay Cédex  
France  
Tel: 01-3067-5800

**Sucursal en España**  
Juan Esplandiú, 15  
28007 Madrid, Spain  
Tel: 091-504-2787

**Tyskland Filial**  
Täby Centrum  
Entrance S (7th floor)  
18322 Täby, Sweden  
Tel: 08 638 72 00

**Filiale Italiana**  
Via Fabio Filzi, 25/A  
20124 Milano, Italy  
Tel: 02-667541

**Branch The Netherlands**  
Steijgerweg 6  
5616 HS Eindhoven  
The Netherlands  
Tel: 040 265 40 10

**[Asia & Oceania]**

**NEC Electronics (China) Co., Ltd**  
7th Floor, Quantum Plaza, No. 27 ZhiChunLu Haidian  
District, Beijing 100083, P.R.China  
Tel: 010-8235-1155  
<http://www.cn.necel.com/>

**Shanghai Branch**  
Room 2509-2510, Bank of China Tower,  
200 Yincheng Road Central,  
Pudong New Area, Shanghai, P.R.China P.C:200120  
Tel:021-5888-5400  
<http://www.cn.necel.com/>

**Shenzhen Branch**  
Unit 01, 39/F, Excellence Times Square Building,  
No. 4068 Yi Tian Road, Futian District, Shenzhen,  
P.R.China P.C:518048  
Tel:0755-8282-9800  
<http://www.cn.necel.com/>

**NEC Electronics Hong Kong Ltd.**  
Unit 1601-1613, 16/F., Tower 2, Grand Century Place,  
193 Prince Edward Road West, Mongkok, Kowloon, Hong Kong  
Tel: 2886-9318  
<http://www.hk.necel.com/>

**NEC Electronics Taiwan Ltd.**  
7F, No. 363 Fu Shing North Road  
Taipei, Taiwan, R. O. C.  
Tel: 02-8175-9600  
<http://www.tw.necel.com/>

**NEC Electronics Singapore Pte. Ltd.**  
238A Thomson Road,  
#12-08 Novena Square,  
Singapore 307684  
Tel: 6253-8311  
<http://www.sg.necel.com/>

**NEC Electronics Korea Ltd.**  
11F., Samik Lavied'or Bldg., 720-2,  
Yeoksam-Dong, Kangnam-Ku,  
Seoul, 135-080, Korea  
Tel: 02-558-3737  
<http://www.kr.necel.com/>