

To our customers,

Old Company Name in Catalogs and Other Documents

On April 1st, 2010, NEC Electronics Corporation merged with Renesas Technology Corporation, and Renesas Electronics Corporation took over all the business of both companies. Therefore, although the old company name remains in this document, it is a valid Renesas Electronics document. We appreciate your understanding.

Renesas Electronics website: <http://www.renesas.com>

April 1st, 2010
Renesas Electronics Corporation

Issued by: Renesas Electronics Corporation (<http://www.renesas.com>)

Send any inquiries to <http://www.renesas.com/inquiry>.

Notice

1. All information included in this document is current as of the date this document is issued. Such information, however, is subject to change without any prior notice. Before purchasing or using any Renesas Electronics products listed herein, please confirm the latest product information with a Renesas Electronics sales office. Also, please pay regular and careful attention to additional and different information to be disclosed by Renesas Electronics such as that disclosed through our website.
2. Renesas Electronics does not assume any liability for infringement of patents, copyrights, or other intellectual property rights of third parties by or arising from the use of Renesas Electronics products or technical information described in this document. No license, express, implied or otherwise, is granted hereby under any patents, copyrights or other intellectual property rights of Renesas Electronics or others.
3. You should not alter, modify, copy, or otherwise misappropriate any Renesas Electronics product, whether in whole or in part.
4. Descriptions of circuits, software and other related information in this document are provided only to illustrate the operation of semiconductor products and application examples. You are fully responsible for the incorporation of these circuits, software, and information in the design of your equipment. Renesas Electronics assumes no responsibility for any losses incurred by you or third parties arising from the use of these circuits, software, or information.
5. When exporting the products or technology described in this document, you should comply with the applicable export control laws and regulations and follow the procedures required by such laws and regulations. You should not use Renesas Electronics products or the technology described in this document for any purpose relating to military applications or use by the military, including but not limited to the development of weapons of mass destruction. Renesas Electronics products and technology may not be used for or incorporated into any products or systems whose manufacture, use, or sale is prohibited under any applicable domestic or foreign laws or regulations.
6. Renesas Electronics has used reasonable care in preparing the information included in this document, but Renesas Electronics does not warrant that such information is error free. Renesas Electronics assumes no liability whatsoever for any damages incurred by you resulting from errors in or omissions from the information included herein.
7. Renesas Electronics products are classified according to the following three quality grades: “Standard”, “High Quality”, and “Specific”. The recommended applications for each Renesas Electronics product depends on the product’s quality grade, as indicated below. You must check the quality grade of each Renesas Electronics product before using it in a particular application. You may not use any Renesas Electronics product for any application categorized as “Specific” without the prior written consent of Renesas Electronics. Further, you may not use any Renesas Electronics product for any application for which it is not intended without the prior written consent of Renesas Electronics. Renesas Electronics shall not be in any way liable for any damages or losses incurred by you or third parties arising from the use of any Renesas Electronics product for an application categorized as “Specific” or for which the product is not intended where you have failed to obtain the prior written consent of Renesas Electronics. The quality grade of each Renesas Electronics product is “Standard” unless otherwise expressly specified in a Renesas Electronics data sheets or data books, etc.
 - “Standard”: Computers; office equipment; communications equipment; test and measurement equipment; audio and visual equipment; home electronic appliances; machine tools; personal electronic equipment; and industrial robots.
 - “High Quality”: Transportation equipment (automobiles, trains, ships, etc.); traffic control systems; anti-disaster systems; anti-crime systems; safety equipment; and medical equipment not specifically designed for life support.
 - “Specific”: Aircraft; aerospace equipment; submersible repeaters; nuclear reactor control systems; medical equipment or systems for life support (e.g. artificial life support devices or systems), surgical implantations, or healthcare intervention (e.g. excision, etc.), and any other applications or purposes that pose a direct threat to human life.
8. You should use the Renesas Electronics products described in this document within the range specified by Renesas Electronics, especially with respect to the maximum rating, operating supply voltage range, movement power voltage range, heat radiation characteristics, installation and other product characteristics. Renesas Electronics shall have no liability for malfunctions or damages arising out of the use of Renesas Electronics products beyond such specified ranges.
9. Although Renesas Electronics endeavors to improve the quality and reliability of its products, semiconductor products have specific characteristics such as the occurrence of failure at a certain rate and malfunctions under certain use conditions. Further, Renesas Electronics products are not subject to radiation resistance design. Please be sure to implement safety measures to guard them against the possibility of physical injury, and injury or damage caused by fire in the event of the failure of a Renesas Electronics product, such as safety design for hardware and software including but not limited to redundancy, fire control and malfunction prevention, appropriate treatment for aging degradation or any other appropriate measures. Because the evaluation of microcomputer software alone is very difficult, please evaluate the safety of the final products or system manufactured by you.
10. Please contact a Renesas Electronics sales office for details as to environmental matters such as the environmental compatibility of each Renesas Electronics product. Please use Renesas Electronics products in compliance with all applicable laws and regulations that regulate the inclusion or use of controlled substances, including without limitation, the EU RoHS Directive. Renesas Electronics assumes no liability for damages or losses occurring as a result of your noncompliance with applicable laws and regulations.
11. This document may not be reproduced or duplicated, in any form, in whole or in part, without prior written consent of Renesas Electronics.
12. Please contact a Renesas Electronics sales office if you have any questions regarding the information contained in this document or Renesas Electronics products, or if you have any other inquiries.

(Note 1) “Renesas Electronics” as used in this document means Renesas Electronics Corporation and also includes its majority-owned subsidiaries.

(Note 2) “Renesas Electronics product(s)” means any product developed or manufactured by or for Renesas Electronics.

**HIGH-FREQUENCY LOW NOISE AMPLIFIER
NPN SILICON EPITAXIAL TRANSISTOR
(WITH BUILT-IN 2 ELEMENTS) MINI MOLD**

The μPA800T has built-in 2 low-voltage transistors which are designed to amplify low noise in the VHF band to the UHF band.

FEATURES

- Low Noise
NF = 1.9 dB TYP. @ f = 2 GHz, V_{CE} = 1 V, I_c = 3 mA
- High Gain
|S_{21e}|² = 6.5 dB TYP. @ f = 2 GHz, V_{CE} = 1 V, I_c = 3 mA
- A Mini Mold Package Adopted
- Built-in 2 Transistors (2 × 2SC4228)

ORDERING INFORMATION

PART NUMBER	QUANTITY	PACKING STYLE
μPA800T	Loose products (50 PCS)	Embossed tape 8 mm wide. Pin 6 (Q1 Base), Pin 5 (Q2 Base), Pin 4 (Q2 Emitter) face to perforation side of the tape.
μPA800T-T1	Taping products (3 KPCS/Reel)	

Remark If you require an evaluation sample, please contact an NEC Sales Representative. (Unit sample quantity is 50 pcs.)

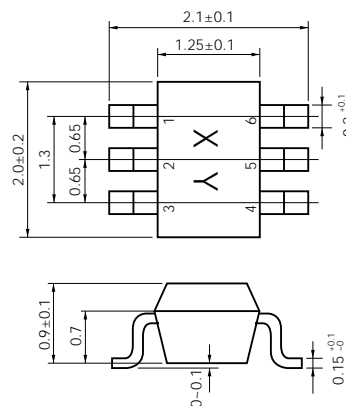
ABSOLUTE MAXIMUM RATINGS (T_A = 25 °C)

PARAMETER	SYMBOL	RATING	UNIT
Collector to Base Voltage	V _{CBO}	20	V
Collector to Emitter Voltage	V _{CEO}	10	V
Emitter to Base Voltage	V _{EBO}	1.5	V
Collector Current	I _c	35	mA
Total Power Dissipation	P _T	150 in 1 element 200 in 2 elements ^{Note}	mW
Junction Temperature	T _j	150	°C
Storage Temperature	T _{stg}	-65 to +150	°C

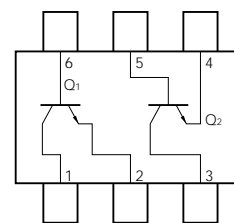
Note 110 mW must not be exceeded in 1 element.

PACKAGE DRAWINGS

(Unit: mm)



PIN CONFIGURATION (Top View)



PIN CONNECTIONS

- 1. Collector (Q1) 4. Emitter (Q2)
- 2. Emitter (Q1) 5. Base (Q2)
- 3. Collector (Q2) 6. Base (Q1)

ELECTRICAL CHARACTERISTICS (T_A = 25 °C)

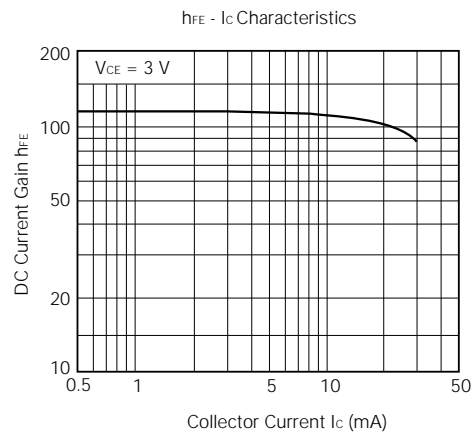
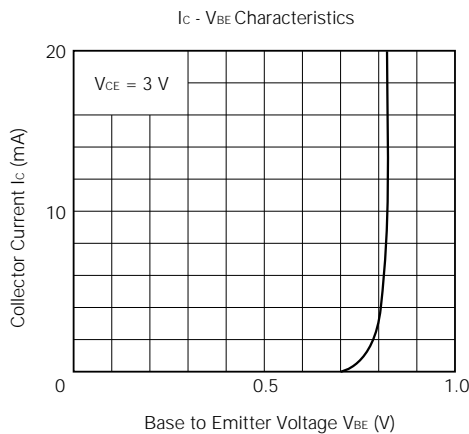
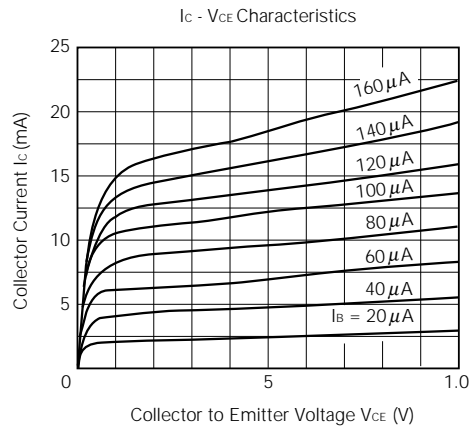
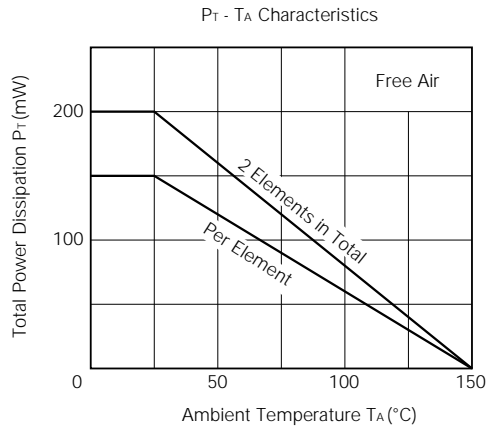
PARAMETER	SYMBOL	CONDITION	MIN.	TYP.	MAX.	UNIT
Collector Cutoff Current	I _{CB0}	V _{CB} = 10 V, I _E = 0			1.0	μA
Emitter Cutoff Current	I _{EB0}	V _{EB} = 1 V, I _C = 0			1.0	μA
DC Current Gain	h _{FE}	V _{CE} = 3 V, I _C = 5 mA ^{Note 1}	80		200	
Gain Bandwidth Product	f _T	V _{CE} = 3 V, I _C = 5 mA	5.5	80		GHz
Feed-back Capacitance	C _{re}	V _{CB} = 3 V, I _E = 0, f = 1 MHz ^{Note 2}			0.7	pF
Insertion Power Gain (1)	S _{21e} ²	V _{CE} = 1 V, I _C = 3 mA, f = 2 GHz	4.5	6.5		dB
Insertion Power Gain (2)	S _{21e} ²	V _{CE} = 3 V, I _C = 5 mA, f = 2 GHz	5.5	7.5		dB
Noise Figure (1)	NF	V _{CE} = 1 V, I _C = 3 mA, f = 2 GHz		1.9	3.2	dB
Noise Figure (2)	NF	V _{CE} = 3 V, I _C = 5 mA, f = 2 GHz		1.9	3.2	dB

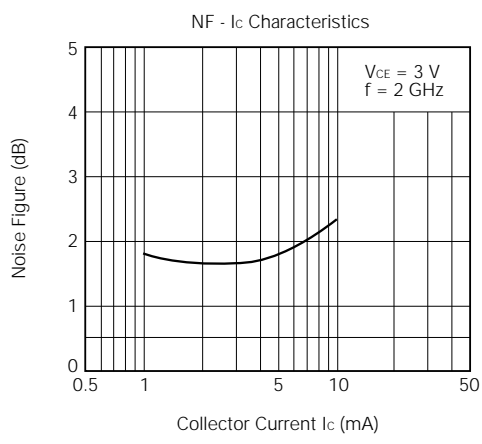
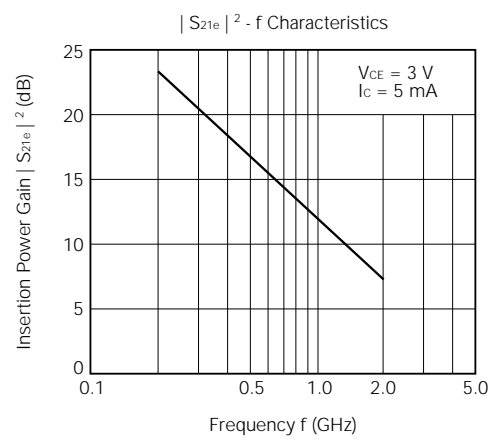
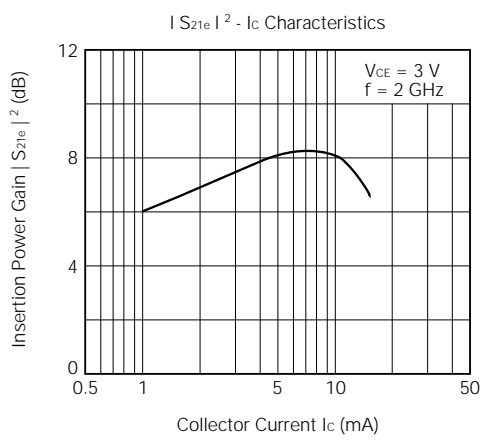
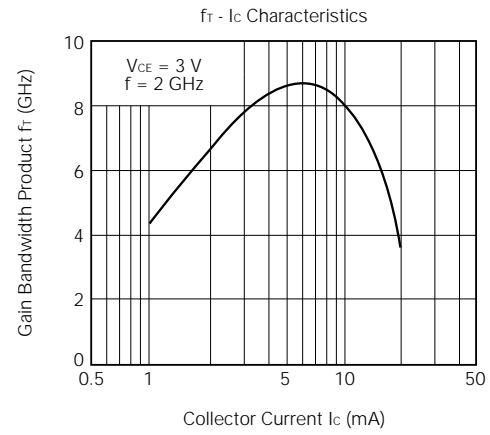
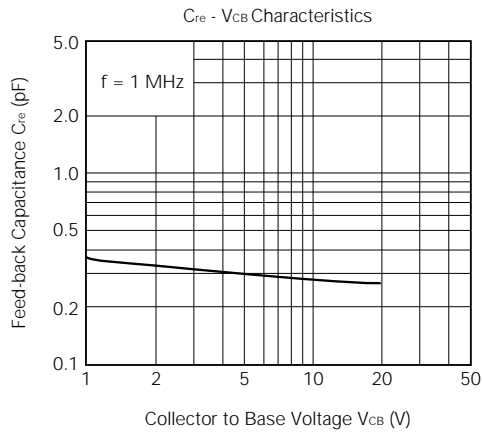
- Notes**
1. Pulse Measurement: P_w ≤ 350 μs, Duty cycle ≤ 2 %
 2. Measured with 3-pin bridge, emitter and case should be connected to guard pin of bridge.

h_{FE} CLASSIFICATION

Rank	KB
Marking	RL
h _{FE} Value	80 to 200

TYPICAL CHARACTERISTICS (T_A = 25 °C)





S-PARAMETERS

V_{CE} = 3 V, I_c = 5 mA, Z_o = 50 Ω

FREQUENCY MHz	S11		S21		S12		S22	
	MAG	ANG	MAG	ANG	MAG	ANG	MAG	ANG
100.00	.875	-18.6	14.087	161.1	.018	78.2	.958	-10.1
200.00	.762	-35.0	12.290	145.1	.034	68.6	.888	-17.7
300.00	.677	-47.2	10.888	133.6	.048	66.6	.800	-24.4
400.00	.565	-59.4	9.275	123.6	.055	65.8	.719	-26.7
500.00	.495	-67.5	8.300	115.7	.063	63.5	.669	-28.7
600.00	.425	-76.1	7.184	108.9	.074	61.1	.610	-30.3
700.00	.372	-81.6	6.454	104.8	.084	63.8	.600	-30.6
800.00	.327	-88.5	5.818	99.5	.089	62.7	.560	-31.3
900.00	.289	-93.6	5.231	95.5	.092	64.6	.543	-30.1
1000.00	.255	-100.5	4.820	92.0	.104	62.8	.519	-33.4
1100.00	.236	-105.2	4.444	88.8	.105	64.2	.512	-31.8
1200.00	.214	-112.2	4.142	85.3	.113	64.2	.497	-33.4
1300.00	.195	-117.6	3.842	83.2	.122	63.6	.476	-33.2
1400.00	.182	-123.8	3.554	79.3	.127	65.0	.481	-34.2
1500.00	.165	-129.9	3.343	77.4	.139	64.1	.467	-34.6
1600.00	.153	-137.4	3.218	75.3	.140	64.5	.466	-34.8
1700.00	.145	-144.3	3.091	73.6	.152	65.4	.458	-37.2
1800.00	.139	-151.8	2.857	70.4	.162	64.3	.456	-36.1
1900.00	.134	-157.0	2.764	68.7	.168	62.3	.451	-38.4
2000.00	.129	-164.7	2.624	66.4	.176	64.8	.445	-39.0

V_{CE} = 3 V, I_c = 3 mA, Z_o = 50 Ω

FREQUENCY MHz	S11		S21		S12		S22	
	MAG	ANG	MAG	ANG	MAG	ANG	MAG	ANG
100.00	.943	-13.4	9.384	165.9	.020	84.1	.969	-7.7
200.00	.868	-26.6	8.668	152.8	.038	77.2	.936	-13.8
300.00	.815	-37.7	8.165	142.9	.051	67.9	.876	-20.9
400.00	.717	-48.9	7.279	132.9	.062	63.9	.804	-23.5
500.00	.655	-56.8	6.780	125.5	.075	63.9	.764	-26.7
600.00	.577	-65.5	6.061	118.0	.084	60.0	.708	-29.7
700.00	.518	-71.2	5.504	112.8	.091	59.7	.685	-31.1
800.00	.468	-78.1	5.074	106.7	.098	57.0	.639	-32.0
900.00	.420	-83.7	4.632	102.8	.102	59.0	.611	-32.8
1000.00	.380	-90.6	4.340	98.3	.105	56.6	.592	-35.0
1100.00	.344	-94.8	3.951	94.8	.112	57.8	.579	-34.1
1200.00	.321	-101.6	3.717	90.5	.121	59.0	.551	-35.0
1300.00	.291	-105.9	3.485	87.6	.128	58.7	.532	-35.9
1400.00	.273	-111.7	3.306	84.3	.135	59.8	.535	-36.6
1500.00	.250	-117.2	3.134	80.7	.140	58.0	.511	-37.5
1600.00	.228	-122.4	2.959	79.0	.145	59.5	.516	-37.7
1700.00	.219	-128.5	2.819	76.0	.153	59.0	.504	-39.0
1800.00	.199	-135.3	2.699	73.9	.161	58.4	.493	-39.9
1900.00	.193	-139.6	2.572	71.9	.163	60.3	.489	-41.4
2000.00	.182	-146.9	2.474	68.3	.175	59.8	.482	-41.4

V_{CE} = 3 V, I_c = 1 mA, Z_o = 50 Ω

FREQUENCY MHz	S11		S21		S12		S22	
	MAG	ANG	MAG	ANG	MAG	ANG	MAG	ANG
100.00	1.023	-7.6	3.505	172.1	.025	86.4	.995	-4.6
200.00	.983	-16.1	3.400	163.3	.039	79.3	.986	-7.8
300.00	.975	-22.4	3.368	157.3	.061	74.6	.976	-12.8
400.00	.922	-31.8	3.219	149.1	.075	70.7	.936	-15.1
500.00	.899	-36.9	3.186	143.3	.093	66.4	.922	-18.8
600.00	.849	-44.7	3.046	135.7	.105	62.2	.885	-22.5
700.00	.812	-50.6	2.905	131.1	.113	61.7	.880	-24.4
800.00	.774	-57.1	2.830	124.4	.128	55.7	.846	-27.2
900.00	.727	-62.9	2.694	119.2	.134	55.6	.808	-28.8
1000.00	.680	-69.3	2.597	114.1	.146	53.7	.790	-31.8
1100.00	.651	-74.1	2.479	109.3	.146	50.3	.766	-32.8
1200.00	.616	-79.8	2.392	104.8	.155	49.8	.741	-34.9
1300.00	.575	-85.2	2.302	101.1	.155	46.2	.714	-35.9
1400.00	.546	-90.6	2.207	96.0	.160	46.7	.708	-36.8
1500.00	.512	-95.8	2.110	92.1	.168	43.6	.685	-38.4
1600.00	.481	-100.6	2.034	88.8	.165	45.5	.676	-40.1
1700.00	.463	-106.3	1.989	85.5	.176	45.3	.667	-41.8
1800.00	.440	-111.8	1.903	82.2	.173	43.8	.649	-42.3
1900.00	.419	-116.4	1.854	78.9	.174	43.5	.633	-44.2
2000.00	.394	-121.2	1.779	75.5	.173	43.7	.630	-45.2

[MEMO]

No part of this document may be copied or reproduced in any form or by any means without the prior written consent of NEC Corporation. NEC Corporation assumes no responsibility for any errors which may appear in this document.

NEC Corporation does not assume any liability for infringement of patents, copyrights or other intellectual property rights of third parties by or arising from use of a device described herein or any other liability arising from use of such device. No license, either express, implied or otherwise, is granted under any patents, copyrights or other intellectual property rights of NEC Corporation or others.

While NEC Corporation has been making continuous effort to enhance the reliability of its semiconductor devices, the possibility of defects cannot be eliminated entirely. To minimize risks of damage or injury to persons or property arising from a defect in an NEC semiconductor device, customer must incorporate sufficient safety measures in its design, such as redundancy, fire-containment, and anti-failure features.

NEC devices are classified into the following three quality grades:

"Standard", "Special", and "Specific". The Specific quality grade applies only to devices developed based on a customer designated "quality assurance program" for a specific application. The recommended applications of a device depend on its quality grade, as indicated below. Customers must check the quality grade of each device before using it in a particular application.

Standard: Computers, office equipment, communications equipment, test and measurement equipment, audio and visual equipment, home electronic appliances, machine tools, personal electronic equipment and industrial robots

Special: Transportation equipment (automobiles, trains, ships, etc.), traffic control systems, anti-disaster systems, anti-crime systems, safety equipment and medical equipment (not specifically designed for life support)

Specific: Aircrafts, aerospace equipment, submersible repeaters, nuclear reactor control systems, life support systems or medical equipment for life support, etc.

The quality grade of NEC devices in "Standard" unless otherwise specified in NEC's Data Sheets or Data Books. If customers intend to use NEC devices for applications other than those specified for Standard quality grade, they should contact NEC Sales Representative in advance.

Anti-radioactive design is not implemented in this product.