

To our customers,

Old Company Name in Catalogs and Other Documents

On April 1st, 2010, NEC Electronics Corporation merged with Renesas Technology Corporation, and Renesas Electronics Corporation took over all the business of both companies. Therefore, although the old company name remains in this document, it is a valid Renesas Electronics document. We appreciate your understanding.

Renesas Electronics website: <http://www.renesas.com>

April 1st, 2010
Renesas Electronics Corporation

Issued by: Renesas Electronics Corporation (<http://www.renesas.com>)

Send any inquiries to <http://www.renesas.com/inquiry>.

Notice

1. All information included in this document is current as of the date this document is issued. Such information, however, is subject to change without any prior notice. Before purchasing or using any Renesas Electronics products listed herein, please confirm the latest product information with a Renesas Electronics sales office. Also, please pay regular and careful attention to additional and different information to be disclosed by Renesas Electronics such as that disclosed through our website.
2. Renesas Electronics does not assume any liability for infringement of patents, copyrights, or other intellectual property rights of third parties by or arising from the use of Renesas Electronics products or technical information described in this document. No license, express, implied or otherwise, is granted hereby under any patents, copyrights or other intellectual property rights of Renesas Electronics or others.
3. You should not alter, modify, copy, or otherwise misappropriate any Renesas Electronics product, whether in whole or in part.
4. Descriptions of circuits, software and other related information in this document are provided only to illustrate the operation of semiconductor products and application examples. You are fully responsible for the incorporation of these circuits, software, and information in the design of your equipment. Renesas Electronics assumes no responsibility for any losses incurred by you or third parties arising from the use of these circuits, software, or information.
5. When exporting the products or technology described in this document, you should comply with the applicable export control laws and regulations and follow the procedures required by such laws and regulations. You should not use Renesas Electronics products or the technology described in this document for any purpose relating to military applications or use by the military, including but not limited to the development of weapons of mass destruction. Renesas Electronics products and technology may not be used for or incorporated into any products or systems whose manufacture, use, or sale is prohibited under any applicable domestic or foreign laws or regulations.
6. Renesas Electronics has used reasonable care in preparing the information included in this document, but Renesas Electronics does not warrant that such information is error free. Renesas Electronics assumes no liability whatsoever for any damages incurred by you resulting from errors in or omissions from the information included herein.
7. Renesas Electronics products are classified according to the following three quality grades: “Standard”, “High Quality”, and “Specific”. The recommended applications for each Renesas Electronics product depends on the product’s quality grade, as indicated below. You must check the quality grade of each Renesas Electronics product before using it in a particular application. You may not use any Renesas Electronics product for any application categorized as “Specific” without the prior written consent of Renesas Electronics. Further, you may not use any Renesas Electronics product for any application for which it is not intended without the prior written consent of Renesas Electronics. Renesas Electronics shall not be in any way liable for any damages or losses incurred by you or third parties arising from the use of any Renesas Electronics product for an application categorized as “Specific” or for which the product is not intended where you have failed to obtain the prior written consent of Renesas Electronics. The quality grade of each Renesas Electronics product is “Standard” unless otherwise expressly specified in a Renesas Electronics data sheets or data books, etc.
 - “Standard”: Computers; office equipment; communications equipment; test and measurement equipment; audio and visual equipment; home electronic appliances; machine tools; personal electronic equipment; and industrial robots.
 - “High Quality”: Transportation equipment (automobiles, trains, ships, etc.); traffic control systems; anti-disaster systems; anti-crime systems; safety equipment; and medical equipment not specifically designed for life support.
 - “Specific”: Aircraft; aerospace equipment; submersible repeaters; nuclear reactor control systems; medical equipment or systems for life support (e.g. artificial life support devices or systems), surgical implantations, or healthcare intervention (e.g. excision, etc.), and any other applications or purposes that pose a direct threat to human life.
8. You should use the Renesas Electronics products described in this document within the range specified by Renesas Electronics, especially with respect to the maximum rating, operating supply voltage range, movement power voltage range, heat radiation characteristics, installation and other product characteristics. Renesas Electronics shall have no liability for malfunctions or damages arising out of the use of Renesas Electronics products beyond such specified ranges.
9. Although Renesas Electronics endeavors to improve the quality and reliability of its products, semiconductor products have specific characteristics such as the occurrence of failure at a certain rate and malfunctions under certain use conditions. Further, Renesas Electronics products are not subject to radiation resistance design. Please be sure to implement safety measures to guard them against the possibility of physical injury, and injury or damage caused by fire in the event of the failure of a Renesas Electronics product, such as safety design for hardware and software including but not limited to redundancy, fire control and malfunction prevention, appropriate treatment for aging degradation or any other appropriate measures. Because the evaluation of microcomputer software alone is very difficult, please evaluate the safety of the final products or system manufactured by you.
10. Please contact a Renesas Electronics sales office for details as to environmental matters such as the environmental compatibility of each Renesas Electronics product. Please use Renesas Electronics products in compliance with all applicable laws and regulations that regulate the inclusion or use of controlled substances, including without limitation, the EU RoHS Directive. Renesas Electronics assumes no liability for damages or losses occurring as a result of your noncompliance with applicable laws and regulations.
11. This document may not be reproduced or duplicated, in any form, in whole or in part, without prior written consent of Renesas Electronics.
12. Please contact a Renesas Electronics sales office if you have any questions regarding the information contained in this document or Renesas Electronics products, or if you have any other inquiries.

(Note 1) “Renesas Electronics” as used in this document means Renesas Electronics Corporation and also includes its majority-owned subsidiaries.

(Note 2) “Renesas Electronics product(s)” means any product developed or manufactured by or for Renesas Electronics.

RF AMPLIFIER FOR UHF TV TUNER
NPN SILICON EPITAXIAL TRANSISTOR
SUPER MINI MOLD

DESCRIPTION

The 2SC4183 is specifically designed for UHF RF amplifier applications. The 2SC4183 features high gain, low noise, and excellent forward AGC characteristics in tiny plastic super mini mold package makes it suitable for use in small type equipments such as Hybrid Integrated Circuit and other applications.

FEATURES

- Low NF and high G_{pb}
 $NF = 3.0$ dB Typ.
 $G_{pb} = 10$ dB Typ. ($f = 900$ MHz)
- Forward AGC characteristics.

ABSOLUTE MAXIMUM RATINGS ($T_A = 25$ °C)

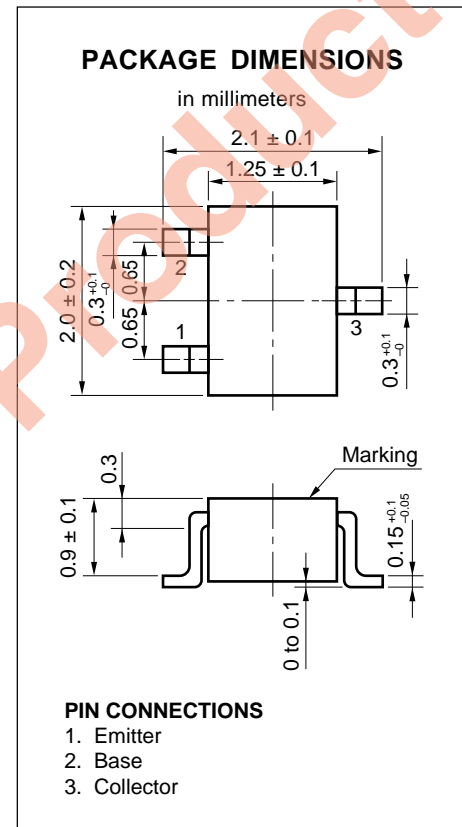
Collector to Base Voltage	V_{CB0}	30	V
Collector to Emitter Voltage	V_{CE0}	25	V
Emitter to Base Voltage	V_{EB0}	3.0	V
Collector Current	I_C	20	mA
Total Power Dissipation	P_T	160	mW
Junction Temperature	T_j	150	°C
Storage Temperature	T_{stg}	-65 to +150	°C

ELECTRICAL CHARACTERISTICS ($T_A = 25$ °C)

Characteristics	Symbol	MIN.	TYP.	MAX.	Unit	Test Conditions
Collector Cutoff Current	I_{CB0}			0.1	μA	$V_{CB} = 10$ V, $I_E = 0$
DC Current Gain	h_{FE}	60	100	240		$V_{CE} = 5$ V, $I_C = 2$ mA
Gain Bandwidth Product	f_T	700	1 000		MHz	$V_{CE} = 5$ V, $I_C = 2$ mA
Output Capacitance	C_{ob}		0.55	1.0	pF	$V_{CB} = 5$ V, $I_E = 0$
Noise Figure	NF		3.0	4.8	dB	$V_{CE} = 5$ V, $I_C = 2$ mA, $f = 900$ MHz
Power Gain	G_{pb}	6	10		dB	$V_{CE} = 5$ V, $I_C = 2$ mA, $f = 900$ MHz
Collector Saturation Voltage	$V_{CE(sat)}$			0.5	V	$I_C = 10$ mA, $I_B = 1$ mA

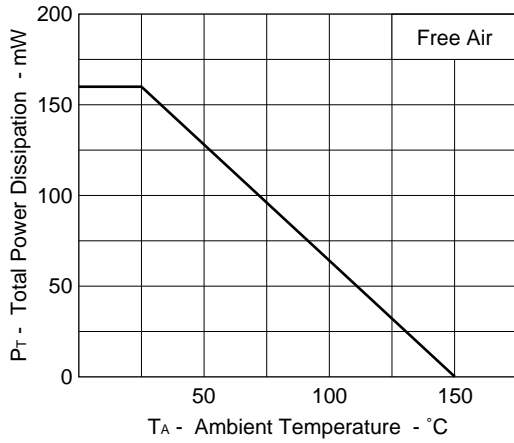
h_{FE} Classification

Rank	U16	U17	U18
Marking	U16	U17	U18
h_{FE}	60 to 120	90 to 180	120 to 240



TYPICAL CHARACTERISTICS (T_A = 25 °C)

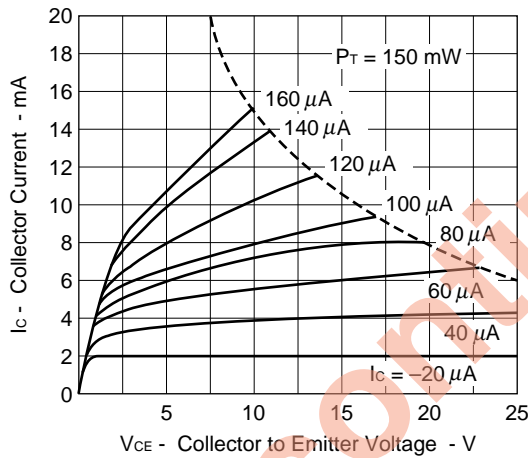
TOTAL POWER DISSIPATION vs. AMBIENT TEMPERATURE



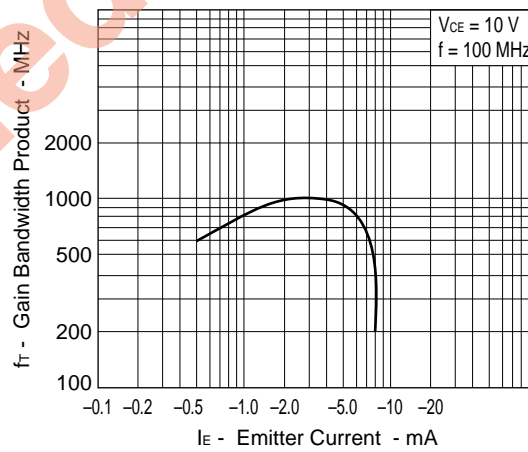
COLLECTOR CURRENT vs. BASE TO EMITTER VOLTAGE



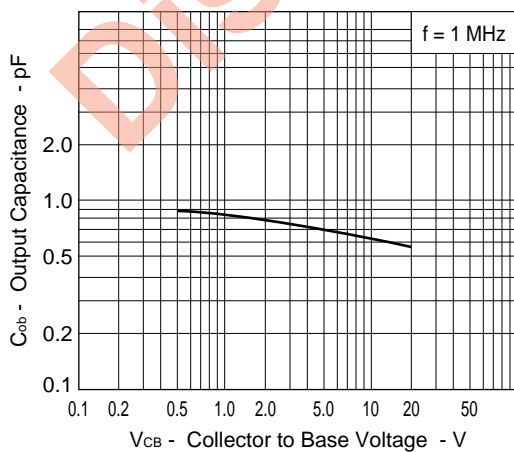
COLLECTOR CURRENT vs. COLLECTOR TO EMITTER VOLTAGE



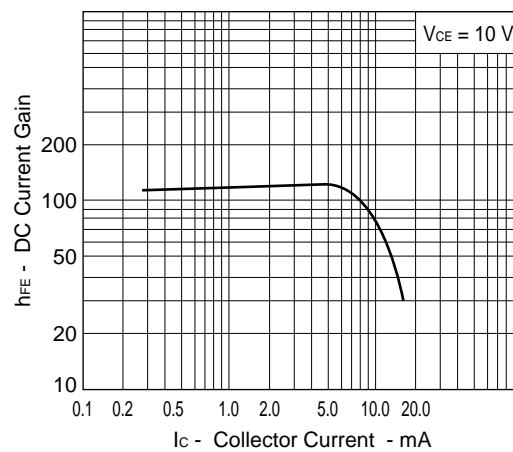
GAIN BANDWIDTH PRODUCT vs. EMITTER CURRENT



OUTPUT CAPACITANCE vs. COLLECTOR TO BASE VOLTAGE



DC CURRENT GAIN vs. COLLECTOR CURRENT



S-PARAMETER

V_{CE} = 3 V, I_c = 3 mA

Frequency MHz	S11		S21		S12		S22	
	MAG	ANG	MAG	ANG	MAG	ANG	MAG	ANG
100.00	0.575	-92.0	4.073	116.3	0.022	51.5	0.899	-5.2
200.00	0.423	-131.1	2.321	97.1	0.027	47.1	0.871	-5.1
300.00	0.368	-153.0	1.613	85.9	0.033	49.1	0.846	-6.7
400.00	0.358	-167.3	1.206	78.4	0.036	54.8	0.845	-6.8
500.00	0.361	-178.5	0.973	71.7	0.042	57.0	0.817	-6.9
600.00	0.363	171.3	0.835	67.1	0.048	62.1	0.827	-7.8
700.00	0.364	162.1	0.726	60.4	0.053	63.3	0.823	-7.8
800.00	0.366	156.1	0.655	55.1	0.060	65.2	0.830	-9.8
900.00	0.369	151.5	0.570	51.0	0.066	67.9	0.826	-10.9
1000.00	0.391	147.0	0.516	46.3	0.073	68.2	0.812	-14.0
1100.00	0.410	142.0	0.473	44.4	0.078	70.4	0.794	-15.0
1200.00	0.418	135.4	0.440	39.8	0.085	70.6	0.760	-16.4
1300.00	0.424	130.5	0.415	36.3	0.094	71.2	0.746	-16.4
1400.00	0.427	126.9	0.370	33.3	0.097	72.1	0.723	-16.4
1500.00	0.440	124.0	0.344	29.3	0.106	71.4	0.729	-16.5
1600.00	0.452	120.9	0.313	30.7	0.112	74.0	0.715	-16.9
1700.00	0.465	117.3	0.289	29.5	0.119	73.2	0.716	-18.9
1800.00	0.475	114.4	0.279	30.8	0.129	75.3	0.707	-19.6
1900.00	0.484	111.8	0.265	29.8	0.137	74.1	0.686	-21.3
2000.00	0.500	109.3	0.256	28.6	0.148	71.8	0.672	-22.3

V_{CE} = 3 V, I_c = 10 mA

Frequency MHz	S11		S21		S12		S22	
	MAG	ANG	MAG	ANG	MAG	ANG	MAG	ANG
100.00	0.796	176.6	0.023	29.2	0.018	23.3	0.733	-2.1
200.00	0.791	171.0	0.023	33.5	0.020	33.2	0.727	-2.6
300.00	0.797	166.9	0.026	43.5	0.024	40.6	0.715	-4.0
400.00	0.798	163.7	0.028	51.8	0.027	54.1	0.714	-4.1
500.00	0.820	158.7	0.032	60.4	0.031	59.5	0.697	-4.2
600.00	0.824	153.7	0.036	66.8	0.036	67.7	0.706	-4.8
700.00	0.813	147.1	0.042	71.9	0.042	71.5	0.707	-4.8
800.00	0.805	143.9	0.050	74.9	0.049	75.1	0.712	-6.5
900.00	0.782	141.4	0.055	78.6	0.054	79.3	0.710	-7.6
1000.00	0.817	138.4	0.064	79.2	0.064	79.6	0.699	-10.3
1100.00	0.833	135.3	0.070	82.7	0.071	81.9	0.684	-11.2
1200.00	0.831	129.2	0.079	82.8	0.077	82.6	0.657	-12.3
1300.00	0.829	125.1	0.089	83.5	0.088	83.6	0.645	-12.0
1400.00	0.814	122.1	0.094	83.8	0.094	83.8	0.628	-11.8
1500.00	0.819	119.6	0.105	82.3	0.106	82.9	0.633	-11.7
1600.00	0.823	116.8	0.113	85.0	0.113	84.7	0.624	-11.9
1700.00	0.826	113.3	0.123	84.6	0.123	83.3	0.626	-13.7
1800.00	0.822	110.5	0.134	84.3	0.134	84.7	0.619	-14.2
1900.00	0.826	108.1	0.144	82.4	0.143	82.9	0.601	-15.8
2000.00	0.835	105.6	0.155	79.8	0.155	80.3	0.590	-16.7

V_{CE} = 5 V, I_c = 3 mA

Frequency MHz	S11		S21		S12		S22	
	MAG	ANG	MAG	ANG	MAG	ANG	MAG	ANG
100.00	0.782	-59.3	7.097	135.7	0.023	67.0	0.926	-7.7
200.00	0.586	-96.5	4.886	112.4	0.030	48.9	0.854	-8.1
300.00	0.472	-122.1	3.532	97.9	0.036	44.9	0.811	-8.7
400.00	0.422	-140.6	2.807	89.3	0.038	49.4	0.801	-7.6
500.00	0.401	-155.4	2.271	82.0	0.042	50.8	0.774	-6.9
600.00	0.391	-168.4	1.928	77.4	0.046	56.1	0.785	-7.0
700.00	0.384	-179.9	1.686	70.3	0.049	58.1	0.784	-6.5
800.00	0.383	171.8	1.510	65.5	0.055	62.1	0.794	-8.0
900.00	0.384	165.4	1.314	60.5	0.059	66.4	0.794	-8.8
1000.00	0.405	159.1	1.188	56.1	0.066	67.4	0.785	-11.5
1100.00	0.426	152.4	1.083	53.1	0.071	70.6	0.771	-12.3
1200.00	0.433	144.6	1.004	48.2	0.076	71.5	0.743	-13.4
1300.00	0.438	138.9	0.950	43.9	0.085	73.3	0.733	-13.2
1400.00	0.439	134.7	0.847	40.2	0.089	74.8	0.716	-13.0
1500.00	0.455	131.2	0.789	35.0	0.098	74.8	0.726	-13.1
1600.00	0.469	127.6	0.722	35.1	0.104	78.0	0.718	-13.4
1700.00	0.484	123.2	0.667	32.2	0.112	77.4	0.723	-15.5
1800.00	0.496	119.6	0.647	31.2	0.123	79.4	0.718	-16.1
1900.00	0.506	116.4	0.614	28.5	0.132	78.2	0.700	-18.0
2000.00	0.522	113.3	0.593	24.5	0.143	76.4	0.691	-19.1

V_{CE} = 5 V, I_c = 10 mA

Frequency MHz	S11		S21		S12		S22	
	MAG	ANG	MAG	ANG	MAG	ANG	MAG	ANG
100.00	0.729	178.0	0.076	54.1	0.011	31.5	0.847	-2.4
200.00	0.730	171.9	0.038	45.2	0.014	41.6	0.839	-3.1
300.00	0.740	167.5	0.031	47.4	0.017	52.0	0.822	-5.0
400.00	0.745	164.1	0.027	54.1	0.020	64.3	0.822	-5.4
500.00	0.766	159.0	0.029	62.9	0.023	71.4	0.797	-5.6
600.00	0.772	153.8	0.031	74.6	0.029	81.6	0.807	-6.6
700.00	0.763	147.3	0.036	81.3	0.034	85.3	0.805	-6.6
800.00	0.757	144.0	0.045	84.6	0.042	88.4	0.811	-8.6
900.00	0.738	141.5	0.049	89.4	0.048	91.6	0.807	-9.8
1000.00	0.771	138.4	0.058	89.6	0.057	91.2	0.794	-12.8
1100.00	0.789	135.2	0.064	93.1	0.065	93.3	0.776	-13.8
1200.00	0.789	129.1	0.073	92.5	0.072	93.6	0.743	-15.0
1300.00	0.789	125.0	0.083	93.5	0.083	94.6	0.729	-15.0
1400.00	0.775	121.9	0.090	94.1	0.090	94.6	0.707	-14.9
1500.00	0.782	119.3	0.102	92.0	0.102	93.0	0.712	-14.9
1600.00	0.787	116.5	0.110	94.2	0.110	94.1	0.700	-15.2
1700.00	0.791	113.0	0.121	92.9	0.121	92.1	0.702	-17.1
1800.00	0.789	110.2	0.132	92.2	0.132	93.1	0.693	-17.6
1900.00	0.793	107.8	0.142	90.3	0.141	90.7	0.673	-19.3
2000.00	0.804	105.3	0.153	87.7	0.154	88.1	0.661	-20.3

V_{CE} = 10 V, I_c = 3 mA

Frequency MHz	S11		S21		S12		S22	
	MAG	ANG	MAG	ANG	MAG	ANG	MAG	ANG
100.00	0.822	-48.8	7.517	141.7	0.021	67.7	0.947	-6.9
200.00	0.630	-82.1	5.516	119.0	0.028	54.9	0.877	-7.9
300.00	0.492	-106.6	4.122	103.7	0.035	49.8	0.829	-8.8
400.00	0.420	-125.1	3.247	94.5	0.037	52.1	0.818	-7.7
500.00	0.385	-140.6	2.722	87.1	0.040	52.4	0.788	-6.9
600.00	0.365	-154.9	2.325	82.5	0.044	58.0	0.799	-6.8
700.00	0.351	-167.7	2.046	75.2	0.047	59.4	0.799	-6.2
800.00	0.346	-177.4	1.838	70.4	0.053	62.9	0.809	-7.5
900.00	0.347	174.8	1.608	65.1	0.055	67.3	0.810	-8.3
1000.00	0.363	167.3	1.460	60.5	0.062	68.2	0.802	-10.8
1100.00	0.382	159.7	1.330	57.4	0.066	71.9	0.789	-11.6
1200.00	0.389	151.2	1.242	52.5	0.071	73.3	0.762	-12.6
1300.00	0.392	145.0	1.167	48.1	0.080	75.4	0.754	-12.2
1400.00	0.396	140.4	1.046	44.4	0.084	76.9	0.737	-12.1
1500.00	0.413	136.7	0.978	38.9	0.093	77.1	0.751	-12.1
1600.00	0.429	132.8	0.901	38.8	0.098	80.5	0.744	-12.4
1700.00	0.446	128.0	0.835	35.6	0.106	79.9	0.753	-14.6
1800.00	0.461	124.2	0.815	34.2	0.116	82.3	0.750	-15.1
1900.00	0.471	120.8	0.776	31.1	0.124	81.3	0.732	-17.0
2000.00	0.488	117.5	0.752	26.5	0.136	79.4	0.724	-18.3

V_{CE} = 10 V, I_c = 10 mA

Frequency MHz	S11		S21		S12		S22	
	MAG	ANG	MAG	ANG	MAG	ANG	MAG	ANG
100.00	0.548	-170.0	0.710	84.2	0.009	55.6	0.930	-2.0
200.00	0.564	177.7	0.341	67.9	0.012	63.9	0.925	-3.0
300.00	0.577	171.6	0.218	57.1	0.015	67.5	0.907	-5.3
400.00	0.590	167.1	0.151	51.7	0.018	79.0	0.909	-5.7
500.00	0.610	161.5	0.116	48.8	0.023	82.7	0.879	-6.2
600.00	0.620	155.9	0.096	50.6	0.028	89.0	0.892	-7.3
700.00	0.618	149.2	0.082	51.5	0.034	90.7	0.887	-7.4
800.00	0.615	145.5	0.077	55.3	0.042	93.8	0.895	-9.5
900.00	0.607	142.8	0.070	62.0	0.047	95.9	0.890	-10.7
1000.00	0.637	139.7	0.071	66.2	0.056	95.0	0.875	-13.9
1100.00	0.656	136.1	0.071	73.1	0.063	96.1	0.856	-15.0
1200.00	0.661	130.0	0.075	76.3	0.069	97.0	0.819	-16.3
1300.00	0.664	125.7	0.082	80.9	0.080	97.8	0.803	-16.3
1400.00	0.658	122.6	0.086	83.9	0.086	97.9	0.780	-16.4
1500.00	0.667	119.9	0.095	84.9	0.098	96.1	0.786	-16.5
1600.00	0.676	117.1	0.102	89.0	0.105	97.5	0.772	-16.9
1700.00	0.684	113.5	0.113	89.6	0.116	95.4	0.773	-18.9
1800.00	0.686	110.6	0.123	90.6	0.127	96.2	0.765	-19.5
1900.00	0.692	108.2	0.132	89.2	0.136	94.0	0.744	-21.2
2000.00	0.706	105.7	0.144	87.6	0.148	91.6	0.731	-22.2

No part of this document may be copied or reproduced in any form or by any means without the prior written consent of NEC Corporation. NEC Corporation assumes no responsibility for any errors which may appear in this document.

NEC Corporation does not assume any liability for infringement of patents, copyrights or other intellectual property rights of third parties by or arising from use of a device described herein or any other liability arising from use of such device. No license, either express, implied or otherwise, is granted under any patents, copyrights or other intellectual property rights of NEC Corporation or others.

While NEC Corporation has been making continuous effort to enhance the reliability of its semiconductor devices, the possibility of defects cannot be eliminated entirely. To minimize risks of damage or injury to persons or property arising from a defect in an NEC semiconductor device, customer must incorporate sufficient safety measures in its design, such as redundancy, fire-containment, and anti-failure features.

NEC devices are classified into the following three quality grades:

"Standard", "Special", and "Specific". The Specific quality grade applies only to devices developed based on a customer designated "quality assurance program" for a specific application. The recommended applications of a device depend on its quality grade, as indicated below. Customers must check the quality grade of each device before using it in a particular application.

Standard: Computers, office equipment, communications equipment, test and measurement equipment, audio and visual equipment, home electronic appliances, machine tools, personal electronic equipment and industrial robots

Special: Transportation equipment (automobiles, trains, ships, etc.), traffic control systems, anti-disaster systems, anti-crime systems, safety equipment and medical equipment (not specifically designed for life support)

Specific: Aircrafts, aerospace equipment, submersible repeaters, nuclear reactor control systems, life support systems or medical equipment for life support, etc.

The quality grade of NEC devices in "Standard" unless otherwise specified in NEC's Data Sheets or Data Books. If customers intend to use NEC devices for applications other than those specified for Standard quality grade, they should contact NEC Sales Representative in advance.

Anti-radioactive design is not implemented in this product.