


# RX FAMILY

Renesas 32-Bit Microcontrollers



32-bit microcontrollers built around an exclusive CPU core developed by Renesas  
**Maintaining and Advancing the Renesas Tradition**



**CONTENT**

Positioning of the RX Family ..... 04  
 RX Family Features ..... 08  
 RX Core Features ..... 09  
 RXv2 Core Features ..... 10  
 RXv3 Core Features ..... 11  
 RX Family Compatibility ..... 12  
 RX700 Series ..... 13  
 RX600 Series ..... 16  
 RX200 Series ..... 21  
 RX100 Series ..... 24  
 RX-T Products ..... 28  
 RX-E Products ..... 35

Development Environment ..... 38  
 Winning Combinations ..... 45  
 Renesas Enabling Intelligence from the Cloud to the Edge  
 and Endpoint Sustainably ..... 46  
 Security Solutions ..... 48  
 IoT Cloud Over-the-Air (OTA) Solutions ..... 49  
 Renesas Ready Partner Network for Display Applications ..... 51  
 Capacitive Touch Sensing Solution ..... 52  
 Motor Control Solution ..... 53  
 Industrial Network Solutions ..... 55  
 IEC61508 Functional Safety Solutions ..... 56  
 RX Family Ecosystem Partners ..... 58  
 Explanation of Orderable Part Numbers ..... 59

With the spread of IoT, the expansion of smart factories, and the increasing demand for energy conservation, modern industrial and consumer devices are required to meet multiple needs, such as more advanced processing capabilities and real-time performance, as well as low power consumption and high reliability.

Furthermore, now that the speed and flexibility of product development are the keys to competitiveness, the importance of a platform that can efficiently reuse development assets is also increasing. Renesas' 32-bit microcontroller family "RX" was born to meet these market demands.

Designed based on a unique CISC architecture, the RX family achieves a good balance of high performance, low power consumption, and high reliability, providing a reliable solution to the diverse challenges faced by development sites.

With reliability backed by a track record around the world, including Europe, the United States, and Asia, flexible scalability, and a product policy that supports long-term supply, the RX family continues to play a central role in all embedded systems, from industrial applications to consumer devices and IoT devices.

Performance, efficiency, and continuity - the RX family does not compromise on any of these, making it the "microcontroller of choice" that supports next-generation manufacturing.

## Positioning of the RX

	Microcontrollers & Microprocessors, System-on-Chips (SoCs)	Analog and Power Devices
	<b>High-end 32/64-bit MPUs</b> High-resolution HMI, Industrial network & real-time control	<ul style="list-style-type: none"> <li>▪ Analog products</li> <li>▪ Clocks &amp; Timing</li> <li>▪ Interface &amp; Connectivity</li> <li>▪ Memory &amp; Logic</li> <li>▪ Power &amp; Power management</li> <li>▪ Programmable Mixed-signal, ASIC, &amp; IP products</li> </ul>
	<b>Advanced 32-bit MCUs</b> Arm ecosystem, Advanced security, Intelligent IoT	
	<b>High Power Efficiently 32-bit MCUs</b> Motor control, Capacitive touch, Functional safety, GUI	
	<b>RISC-V products</b> General-purpose 64-bit MPUs (RZ/Five Group) Application-specific 32-bit MCUs	
	<b>Ultra-low Energy 8/16-bit MCUs</b> Bluetooth® Low Energy, SubGHz, LoRa®-based Solutions Automotive actuators & sensors, Low-end ECUs	
	<b>Automotive 32-bit MCUs</b> Rich functional safety and embedded security features	<ul style="list-style-type: none"> <li>▪ Timing</li> <li>▪ Wireless Power</li> <li>▪ Battery Management</li> <li>▪ Power Devices</li> </ul>
	<b>Automotive SoCs</b> Next generation of automotive computing	
		<ul style="list-style-type: none"> <li>▪ RF products</li> <li>▪ Sensor products</li> <li>▪ Space &amp; Harsh environment</li> <li>▪ Power Management</li> <li>▪ Sensors</li> <li>▪ Video &amp; Display</li> </ul>

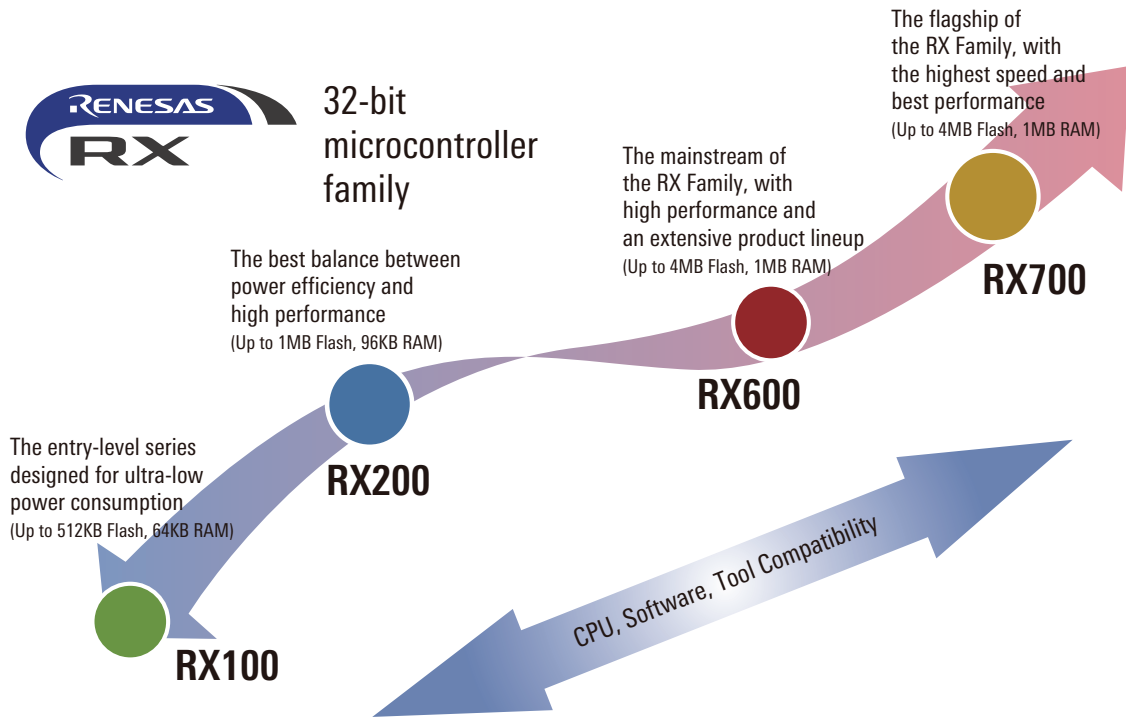
# Positioning of the RX Family

Overwhelming the market with its performance and functions

RX family is available in four powerful series

RX family is a 32-bit microcontroller equipped with Renesas' original RX core, which achieves high computing performance and excellent low power consumption.

RX family is available in four series: flagship RX700 series, which is the fastest and most functional, standard RX600 series, RX200 series, which achieves the best mix of low power consumption and high performance, and RX100 series, which is an ultra-low power consumption entry model.



These four series enable seamless and scalable support for small to large applications.

Series	Flash	Power / Performance	Connectivity	Security	Peripherals
<b>RX700 Series</b>	4MB Flash Max Dual Bank	2.7V to 5.5V 1441CoreMark @240MHz	Ethernet USB,CAN SDHI	Security Safety	EtherCAT TFT LCD Motor
<b>RX600 Series</b>	4MB Flash Max Dual Bank	2.7V to 5.5V 721CoreMark @120MHz	Ethernet USB,CAN SDHI	Security Safety	TFT LCD Motor Capacitive Touch
<b>RX200 Series</b>	1MB Flash Max	1.8 to 5.5V 0.12mA/MHz 0.8µA(stby)	USB,CAN SDHI	Security Safety	Bluetooth Motor Capacitive Touch IA Sensor
<b>RX100 Series</b>	512KB Flash Max	1.8 to 5.5V 0.1mA/MHz 0.25µA(stby)	USB,CAN	Security Safety	Segment LCD Motor Capacitive Touch

Core	Featured Products	for Industrial Network	for Motor
V3 (RXv3 core)	RX72N	RX72M	RX72T
V3 (RXv3 core)	RX66N		
V3 (RXv3 core)	RX671		
V2 (RXv2 core)	RX65N/1		
V3 (RXv3 core)	RX660		
V3 (RXv3 core)	RX261/0	for Bluetooth RX23W	RX26T
V2 (RXv2 core)	RX231/0	for Sensor RX23E-B RX23E-A	RX24T/U RX23T
V2 (RXv2 core)	RX140		
V2 (RXv2 core)	RX130		
V2 (RXv2 core)	RX113		
V2 (RXv2 core)			RX13T

## RX Family Portfolio

RX Family covers a wide range of applications, from general purpose to motor control and industrial equipment, and its common architecture offers a lineup that enables efficient development on the same platform, such as the RX.

	General Purpose	Motor Control/ Inverter	IA/FA Network	Rich Analog	Wireless
<b>RX700 Series</b>	<b>RX72N</b> 240MHz, RXv3, 4MB/1MB, Ether, GLCDC	<b>RX72T</b> 200MHz, RXv3, 1MB/128KB, 5V, 4 motor	<b>RX72M</b> 240MHz, RXv3, 4MB/1MB, EtherCAT, GLCDC		
<b>RX600 Series</b>	<b>RX66N</b> 120MHz, RXv3, 4MB/1MB, Ether, GLCDC  <b>RX671</b> 120MHz, RXv3, 2MB/384KB, Touch  <b>RX660</b> 120MHz, RXv3, 1MB/128KB, 5V  <b>RX65N</b> 120MHz, RXv2, 2MB/640KB, Ether, GLCDC  <b>RX651</b> 120MHz, RXv2, 2MB/640KB, GLCDC	<b>RX66T</b> 160MHz, RXv3, 1MB/128KB, 5V, 4 motor			
<b>RX200 Series</b>	<b>RX261</b> 64MHz, RXv3, 512KB/128KB, 5V, Touch  <b>RX260</b> 64MHz, RXv3, 512KB/128KB, 5V, Touch  <b>RX231</b> 54MHz, RXv2, 512KB/64KB, 5V, Touch  <b>RX230</b> 54MHz, RXv2, 256KB/32KB, 5V, Touch	<b>RX26T</b> 120MHz, RXv3, 512KB/64KB, 5V, 2 motors  <b>RX24T</b> 80MHz, RXv2, 512KB/32KB, 5V, 2 motor  <b>RX24U</b> 80MHz, RXv2, 512KB/32KB, 5V, 2 motor  <b>RX23T</b> 40MHz, RXv2, 128KB/12KB, 5V, 1 motor		<b>RX23E-B</b> 32MHz, RXv2, 256KB/32KB, 24-bit HS DSAD  <b>RX23E-A</b> 32MHz, RXv2, 256KB/32KB, 24-bit DSAD	<b>RX23W</b> 54MHz, RXv2, 512KB/64KB, BT5 LE
<b>RX100 Series</b>	<b>RX140</b> 48MHz, RXv2, 256KB/64KB, 5V, Touch  <b>RX130</b> 32MHz, RXv1, 512KB/48KB, 5V, Touch  <b>RX113</b> 32MHz, RXv1, 512KB/64KB, Touch, SegLCD  <b>RX111</b> 32MHz, RXv1, 512KB/64KB  <b>RX110</b> 32MHz, RXv1, 128KB/16KB	<b>RX13T</b> 32MHz, RXv1, 64KB/12KB, 5V, 1 motor			

## RX Family Memory vs. Pin Lineup

### Pin and memory compatibility for smooth product migration

The design prioritizes package and pin layout compatibility, as well as memory capacity scalability, making future expansion and expansion to derivative products smooth, and also enabling the use of the same boards and software assets between microcontrollers with different functions and performance.

#### Industrial, Home Appliances, and OA/ICT







Flash memory \ Pin	32	36/40	48	56	64	80	85	100	144/145	176/177	224
4MB			<b>RX600</b>					<b>RX700</b>			
2MB			512KB-4MB 48-224pin					2MB-4MB 100-224pin			
1.5MB											
1MB											
768KB											
512KB	<b>RX100</b>	<b>RX200</b>									
384KB	8KB-512KB 32-100pin	128KB-512MB 40-100pin									
256KB											
128KB											
96KB											
64KB											
32KB											
16KB											
8KB											

#### Motor

Flash memory \ Pin	32	48	52	64	80	100	112/120	144
1MB		<b>RX600</b>	256KB-1MB 48-144pin					<b>RX700</b>
512KB			<b>RX200</b>					512KB-1MB 100-144pin
384KB			64KB-512KB 48-144pin					
256KB								
128KB	<b>RX100</b>							
64KB	64KB-128KB 32-48pin							

## RX Family Target Applications

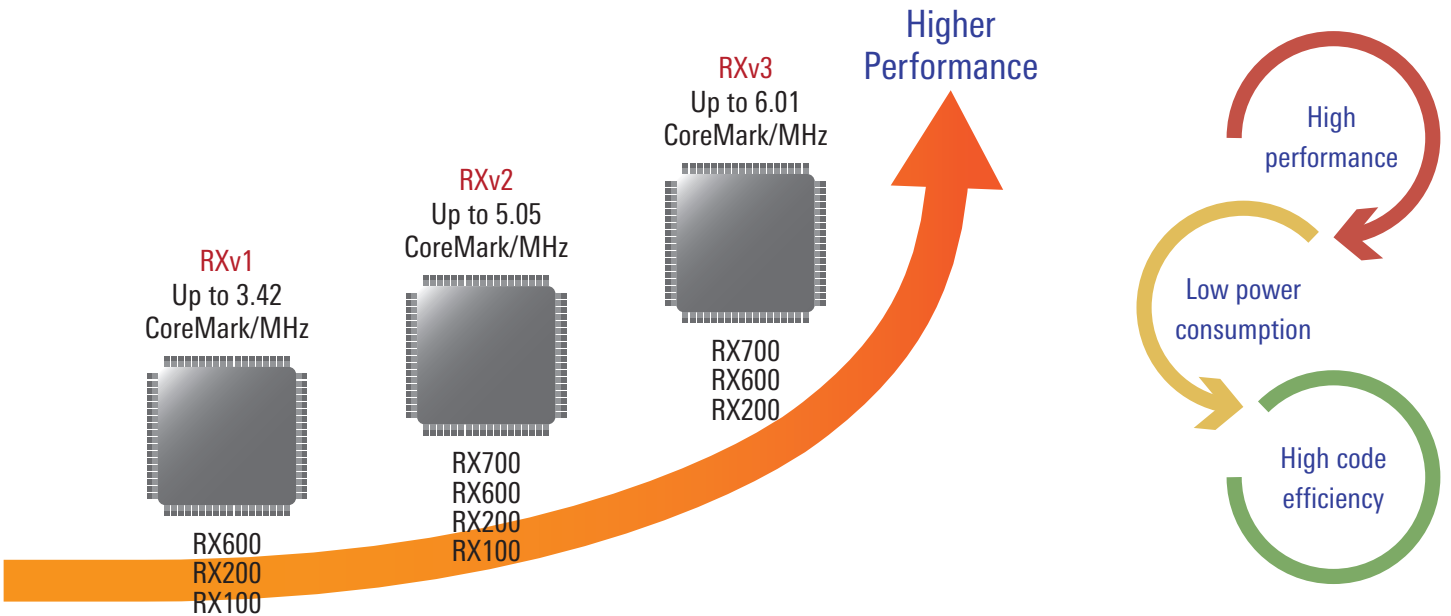
RX Family offers a wide range of performance from 32MHz to 240MHz and is highly compatible with a wide range of peripheral functions tailored to each application.

	System Control		Drive (Motor/inverter control)		UI (Capacitive touch LCD , etc)		Communication & Security		Measurement/Sensing	
<b>Industrial Automation</b>  Inverter, PLC, Robot machine tools, etc.	RX700	RX-T	RX700	RX-T	RX700	RX-T	RX700	RX-T	RX700	RX-T
	RX600	RX-E	RX600	RX-E	RX600	RX-E	RX600	RX-E	RX600	RX-E
	RX200		RX200		RX200		RX200		RX200	
	RX100		RX100		RX100		RX100		RX100	
<b>Appliances</b>  IH Cooker, Smart Robot Vacuum Cleaner, Power Tools, Water Pump, etc.	RX700	RX-T	RX700	RX-T	RX700	RX-T	RX700	RX-T	RX700	RX-T
	RX600	RX-E	RX600	RX-E	RX600	RX-E	RX600	RX-E	RX600	RX-E
	RX200		RX200		RX200		RX200		RX200	
	RX100		RX100		RX100		RX100		RX100	
<b>Building Automation</b>  HVAC, Elevator, Lighting, Fire Alert Unit, etc.	RX700	RX-T	RX700	RX-T	RX700	RX-T	RX700	RX-T	RX700	RX-T
	RX600	RX-E	RX600	RX-E	RX600	RX-E	RX600	RX-E	RX600	RX-E
	RX200		RX200		RX200		RX200		RX200	
	RX100		RX100		RX100		RX100		RX100	
<b>Medical &amp; Healthcare</b>  Health Monitor Band, Wearable devices, Blood sugar meter, etc.	RX700	RX-T	RX700	RX-T	RX700	RX-T	RX700	RX-T	RX700	RX-T
	RX600	RX-E	RX600	RX-E	RX600	RX-E	RX600	RX-E	RX600	RX-E
	RX200		RX200		RX200		RX200		RX200	
	RX100		RX100		RX100		RX100		RX100	
<b>Consumer Electronics</b>  Home Entertainment, Power Adapters & Chargers, Wearables, etc.	RX700	RX-T	RX700	RX-T	RX700	RX-T	RX700	RX-T	RX700	RX-T
	RX600	RX-E	RX600	RX-E	RX600	RX-E	RX600	RX-E	RX600	RX-E
	RX200		RX200		RX200		RX200		RX200	
	RX100		RX100		RX100		RX100		RX100	
<b>Metering</b>  Electricity, Gas, Water, Heat Meter	RX700	RX-T	RX700	RX-T	RX700	RX-T	RX700	RX-T	RX700	RX-T
	RX600	RX-E	RX600	RX-E	RX600	RX-E	RX600	RX-E	RX600	RX-E
	RX200		RX200		RX200		RX200		RX200	
	RX100		RX100		RX100		RX100		RX100	

# RX Family Features

Technological innovations in RX microcontrollers to improve performance and responsiveness

RX microcontrollers have always pursued the processing performance and responsiveness that meet the demands of the times through the evolution of CPU architecture and sophistication of pipeline processing. Furthermore, a design that achieves high code efficiency allows for the implementation of advanced functions with a small program size. This provides a definite competitive edge to our customers' product development in a wide range of applications that require real-time control and high-speed calculations.



## RX Core Generation Features

Item	RXv1	RXv2	RXv3
<b>Architecture</b>	32-bit CISC, Harvard architecture		
<b>General purpose registers</b>	32bit × 16ch		
<b>Compatibility</b>	RXv1	Downward compatible with RXv1	Downward compatible with RXv1/RXv2
<b>Instruction set</b>	90 instructions	109 instructions (90 RXv1 instructions + 19 instructions)	113 instructions (109 RXv2 instructions + 4 instructions)
<b>Pipeline</b>	5-stage	Improved 5-stage pipeline Improved IPC through enhanced pipeline (enhanced performance through parallel execution of memory access and operations)	Improved 5-stage pipeline Improved IPC through enhanced pipeline (enhanced performance through improved combination of simultaneously executable instructions)
<b>DSP function instructions</b>	Single-cycle MAC instructions(16-bit), Accumulator × 1	Single-cycle MAC instructions (16-bit, 32-bit), Accumulator × 2	Single-cycle MAC instructions (16-bit, 32-bit), Accumulator × 2
<b>FPU</b>	Single-precision floating-point operation instruction	Single-precision floating-point operation instruction	Single precision / double precision floating-point operation instruction (double precision is optional)
<b>Performance</b>	Up to 3.42 CoreMark/MHz	Up to 5.05 CoreMark/MHz	Up to 6.01 CoreMark/MHz
<b>Others</b>	–	–	Register bank save function (optional) *Availability of optional functions depends on product specifications

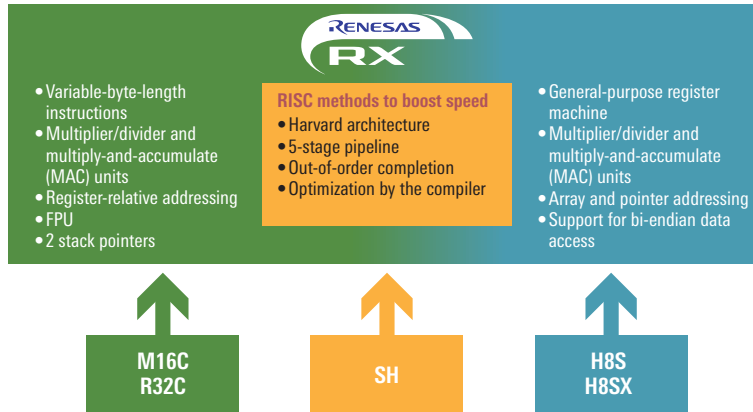


# RX Core Features

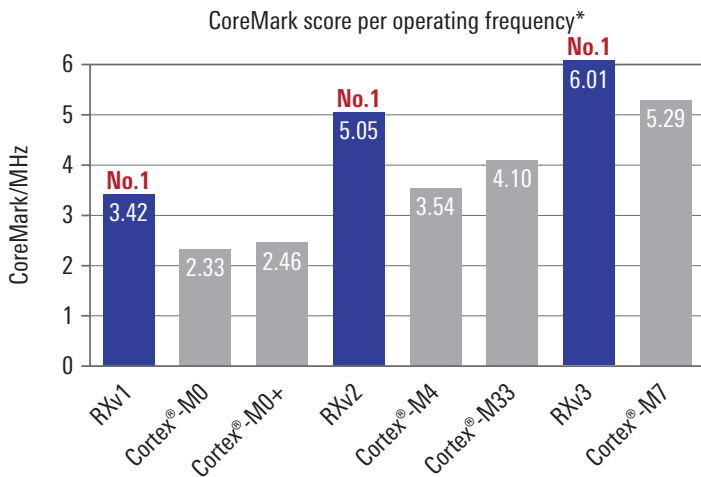
## Feature 1: Original CPU That Inherits the Strengths of Its Predecessors

RX core combining advantages of CISC and RISC

- Combines the variable byte-length instructions of CISC with the general-purpose register machine, architecture, and pipelines of RISC. The RX CPU core brings together Renesas technology accumulated over many years.



## Feature 2: RX CPU Core with Industry-Top-Class Performance



**CoreMark/MHz value = 6.01**  
**Superior embedded performance and power efficiency**

- RX core features
- CPU developed in-house for high operational efficiency.
  - Five-stage superscalar architecture.
  - Optimized for power efficiency and high performance.
  - Processing capability and code efficiency on par with RISC.
  - Improved interrupt responsiveness and FPU/DSP instructions.

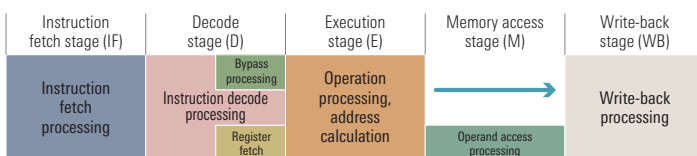
\* Cortex®-M is the nominal value of Arm

## Feature 3: Pipeline Stage Configuration

- Harvard architecture enabling parallel execution of instruction fetches and data accesses.
- Five-stage pipeline configuration and out-of-order completion for even faster execution. (Allows no-wait execution of later instructions when there is no dependency between later and earlier instructions.)

### Pipeline Stage Configuration

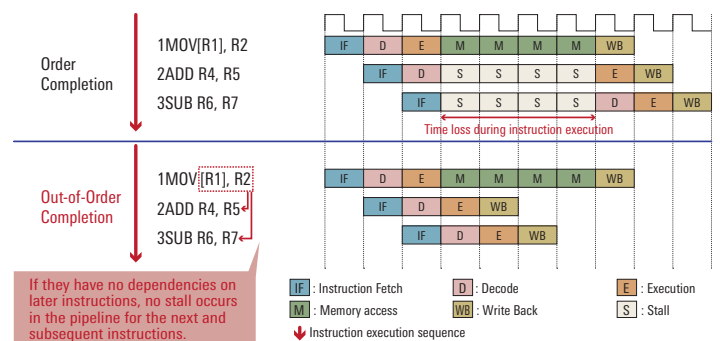
- 5-stage pipeline for faster processing
- Through benchmark testing of various types of application software, processing performance was more than doubled compared with earlier products.



The memory access stage is only used when accessing the memory.

### Out-of-Order Completion

- Out-of-order completion boots the efficiency and speed of instruction execution.



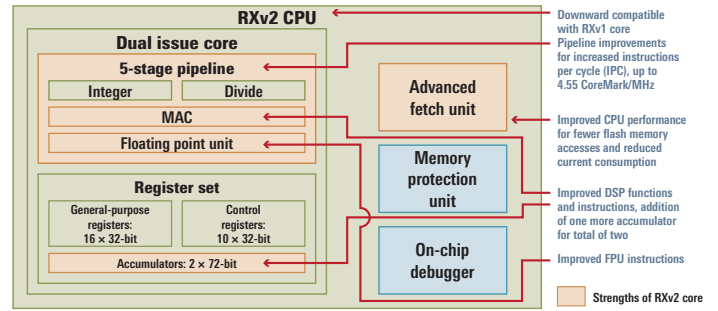
# RXv2 Core Features

## RXv2 Core: CPU Block Diagram

Further enhancements while maintaining compatibility with the RXv1 core

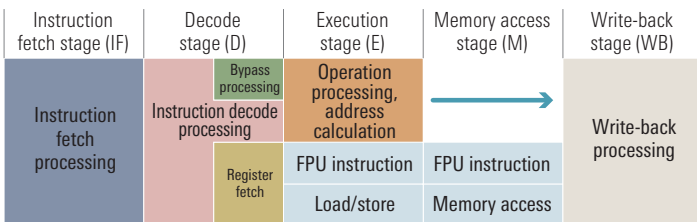
- Improved pipeline for substantial increase in the number of instructions per cycle (IPC)
- Advanced fetch unit with improved interface to on-chip flash memory. Reduces re-fetching of instructions due to penalty imposed by branch instructions and reduces the number of flash memory accesses. Achieves improved CPU performance alongside reduced power consumption.
- Improved instructions for DSP and FPU functions.

## RXv2 CPU Block Configuration Diagram



## Feature 1: Pipeline Enhancements

### RXv2 Pipeline Processing Stage Configuration



The memory access stage is only used when accessing the memory.

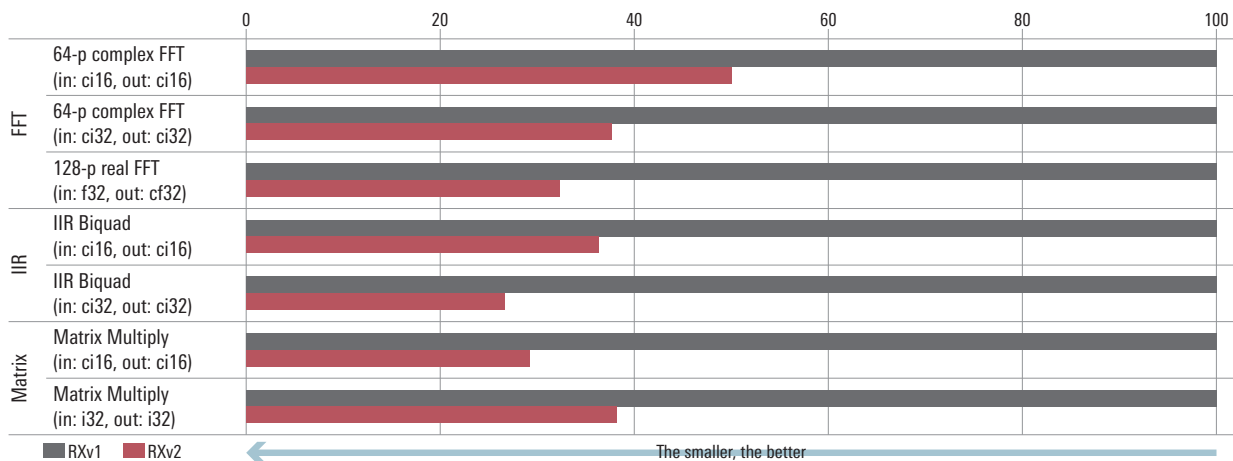
Improved pipeline processing and parallel execution of floating-point operations

- Floating-point operations take place in parallel during execution stages and memory access stages.
- Integer operation instructions and memory access or FPU instructions can execute at the same time.
- Contributes to improved FPU execution speed and CPU performance.

## Feature 2: FPU and DSP Enhancements

Enhanced FPU and DSP functions

- Reduced execution cycle count for existing instructions and addition of new instructions.
- The number of accumulators with dedicated buffers has been increased from one to two for more efficient DSP operations.
- Performance in filter operations has been boosted fourfold.



FPU functions (new instructions added, existing instructions speeded up)	
New instructions	FSQRT (√), FTOU, UTOF Three-operand format
Speed [cycles]	FADD/FSUB: 4 cycles → 2 cycles FMUL: 3 cycles → 2 cycles
Single-cycle throughput	Pipelined FPU

Improvements are shown in red.

DSP functions (new instructions added, accumulator for operations added)	
32x32=acc, acc ±32x32=acc	EMULA, EMACA, EMSBA
16x16=acc, acc ±16x16=acc	HULLH, MACLH, MSB (LH, HI, LO)
Accumulator rounding instructions (16-/32-bit, round off/down)	RDACW, RDACL, RACL
Accumulator added	1 → 2

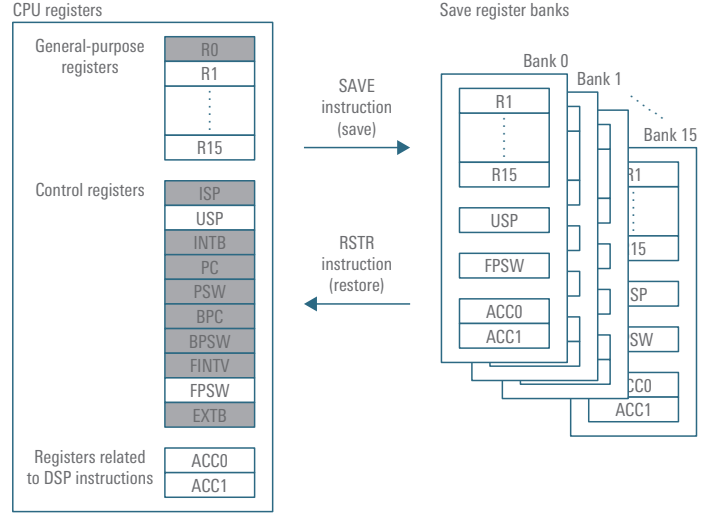
# RXv3 Core Features

RXv3 core inherits the RXv2 core and implements new features such as improved performance, a double-precision FPU, and a register bank save function. This has resulted in an industry-leading CPU performance of 6.01 CoreMark/MHz in the EEMBC CoreMark® benchmark. Even in many applications that require real-time processing, this enables extremely fast and efficient calculations, contributing to improved responsiveness and processing speed of the entire system and power savings.

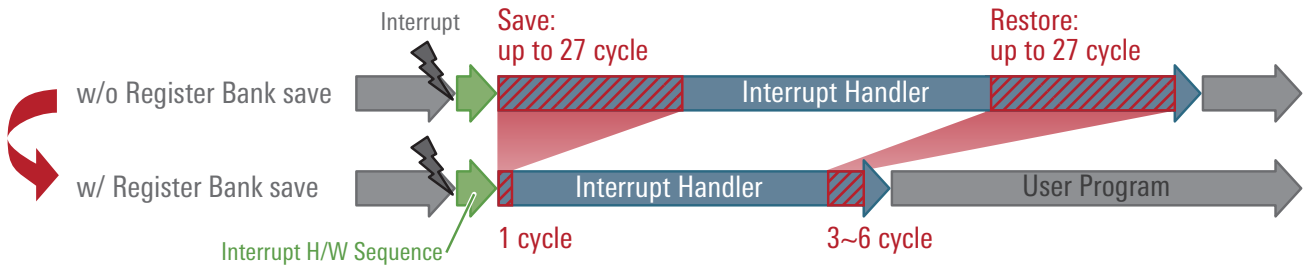
## Feature 1: Register Bank Save Function

- Dedicated memory for improved interrupt responsiveness
- Faster saving/restoring data to/from CPU registers and improved interrupt responsiveness.
  - "Register save banks" provided as dedicated memory for register saves.
  - Dedicated instructions (SAVE and RSTR) for accessing the register save banks.
  - Number of register save bank areas: 16 (RX72T)\*1

Note: 1. Number of banks differs among products.

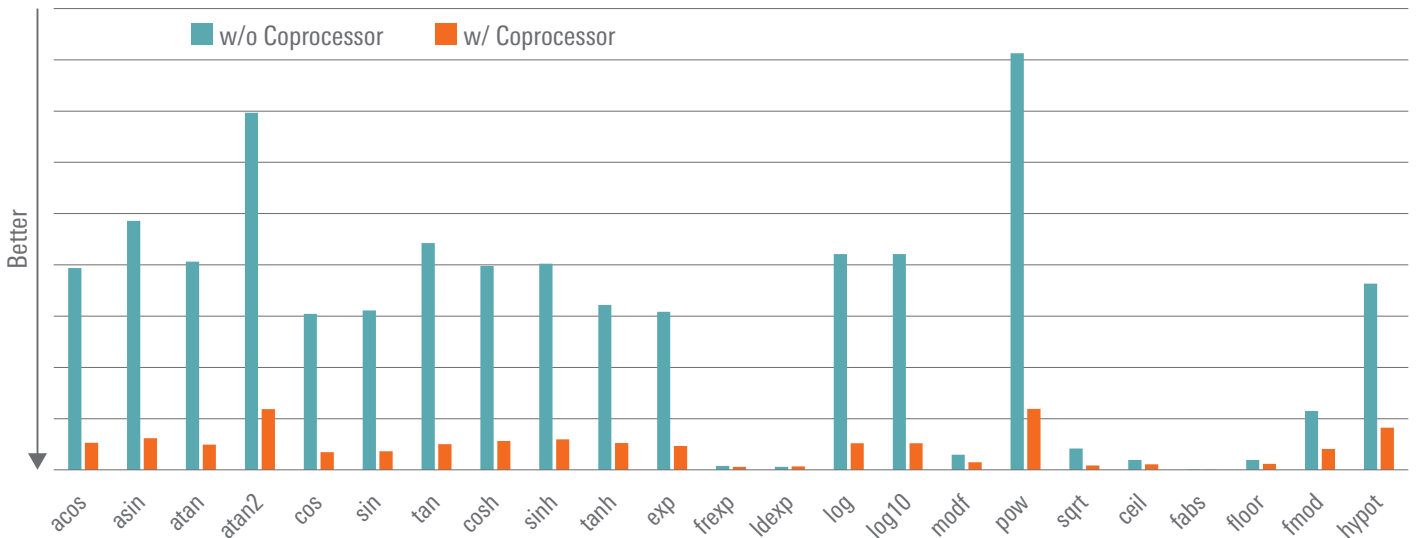


Comparison with conventional product (saving data to all registers)



## Feature 2: Double-Precision FPU Support

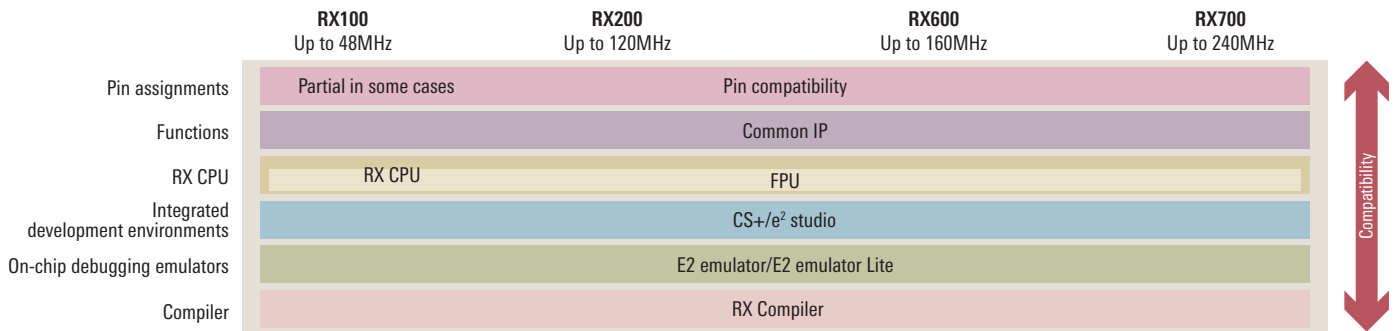
- First RX Family CPU core with a double-precision floating-point processor.
- Greatly improved processing performance in double-precision floating-point operations (up to eight times better).



# RX Family Compatibility [↗](#)

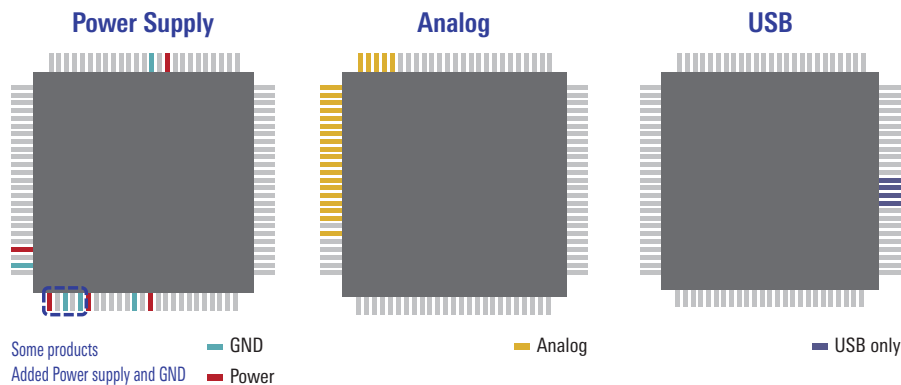
RX microcontrollers maintain compatibility in areas such as instruction sets, pin compatibility, and functional configurations, making it easy to reuse development assets and standardize designs between products. This feature enables new product development, rapid response to market needs, and smooth expansion of the product lineup, contributing to improved development efficiency and flexibility.

- The instruction sets of the RXv1, RXv2, and RXv3 cores are intercompatible.
- The functions of RX Family MCUs are based on common IP cores, allowing for easy migration between RX products.
- The pin assignments of RX Family MCUs are fundamentally consistent with those of earlier Renesas products.
- Pin positions for digital peripheral functions can be selected from among multiple locations, simplifying the development of printed circuit boards.
- Compatibility among development environments has been enhanced, reducing the development burden and cost of tools while simplifying program management.



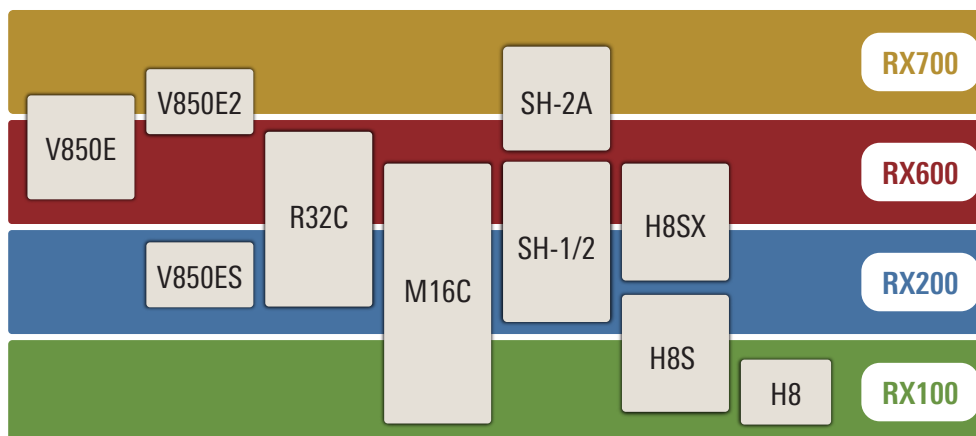
## Pin Compatibility between Series for Power Supply, Analog, and USB

Analog and USB pins are pin compatible. Power supply pins are compatible except in some devices which require additional pins.



## Existing Products and RX Extensibility [↗](#)

The RX Family covers the performance range of a variety of CPU cores utilized in earlier Renesas products. Improved software reusability and unification of development environments allow the RX Family to provide seamless scalability when developing products over the entire model range from low- to high-end.



# RX700 Series

## Features of the RX700 Series

### High-performance, High-speed response

- 1416CoreMark @240MHz
- Double precision FPU coprocessor
- Trigonometric functions arithmetic unit
- Register bank save function

### Large-capacity

- 4MB Flash (Dual bank function)
- 1MB SRAM

### Numerous peripheral functions

- Various communication interfaces
- 3-phase complementary PWM timer
- 12-bit A/D converter
- TFT LCD controller
- 2D rendering engine
- Trusted Secure IP
- Capacitive touch

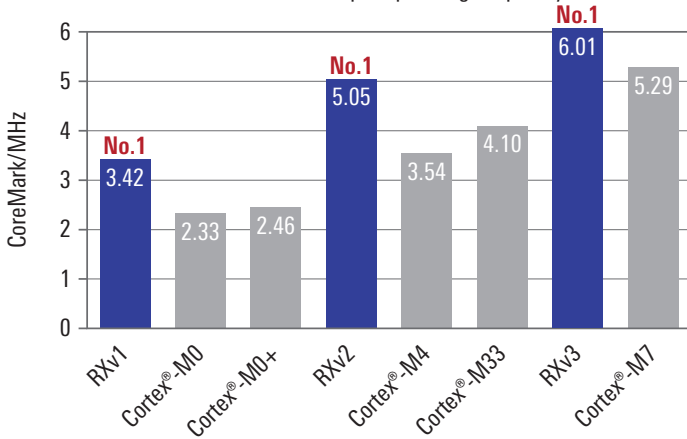
### Various solutions

- HMI
- Cloud
- Security
- Functional safety

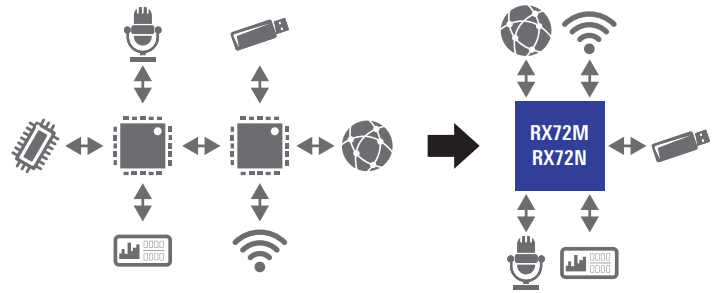
## Maximized extreme high efficiency CPU for integrated on one-chip.

- Highest performance CPU as 240MHz RXv3 core in RX family, that has 6.01CoreMark/MHz great cycle performance and up to 1416CoreMark.
- Integrated on one-chip MCU with communication, HMI, system control by large 4MB embedded flash, 1MB SRAM and numerous peripheral functions.

CoreMark score per operating frequency\*



\* Cortex®-M is the nominal value of Arm



## Support major IA network protocols even multi-protocols



Support major protocols makes easy to implement with multi-protocols

Reducing development terms by using sample project.

EtherCAT slave communication with lower CPU load.

## RX700 Series Lineup

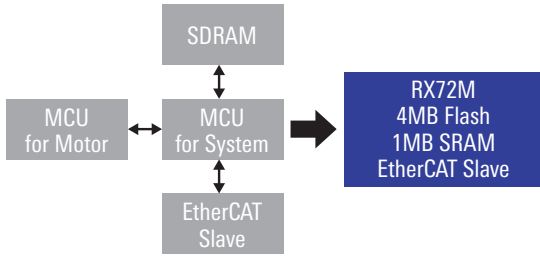
RX72M						
240MHz,4MB Flash (Dual bank support), 1MB SRAM, 32KB Data Flash 100/144/176/224-pin						
RXv3	Double precision FPU	Trigonometric functions arithmetic unit	Ethernet IEEE1588	I <sup>2</sup> S	TFT LCD	EtherCAT slave
RX72N						
240MHz,4MB Flash (Dual bank support), 1MB SRAM, 32KB Data Flash 100/144/176/224-pin						
RXv3	Double precision FPU	Trigonometric functions arithmetic unit	Ethernet IEEE1588	I <sup>2</sup> S	TFT LCD	

Common functions	
USB	Quad SPI
SD host I/F	CAN
12-bit ADC	12-bit DAC
Security	

## RX72M Group: Flagship Models with Support for a Variety of Industrial Network Standards

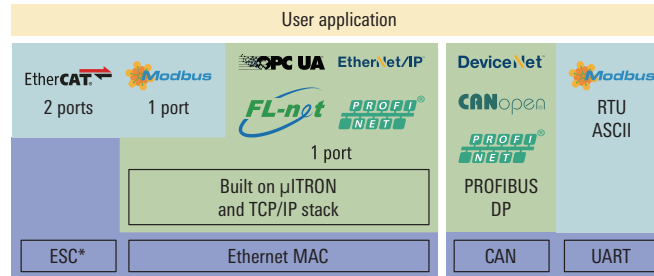


- EtherCAT slave control\* and high-precision time synchronization control for multiple industrial motors implemented on a single chip, enabling more compact product design.
- Full 1MB of on-chip SRAM. Enables high speed execution of middleware for TCP/IP, web server, file system, etc., without need for external memory.
- Supports a variety of industrial network protocol stacks in addition to EtherCAT. Flexible support for diversifying protocol requirements.



4MB flash memory, 1MB SRAM, and EtherCAT slave controller\* on-chip.

\* EtherCAT slave controller (ESC) available on RX72M only.

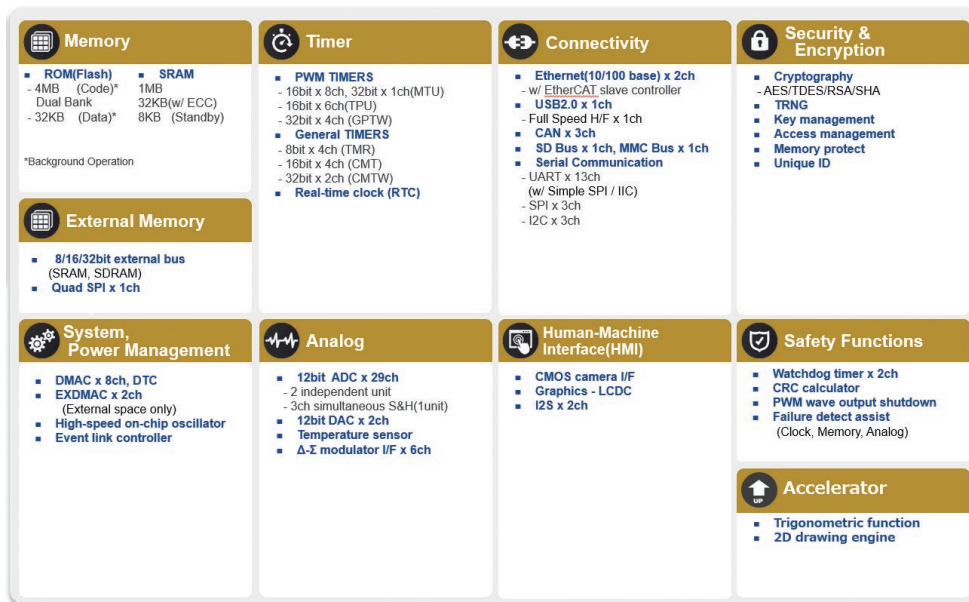


■ Software from Partners  
 ■ Renesas Software  
 ■ Renesas Hardware

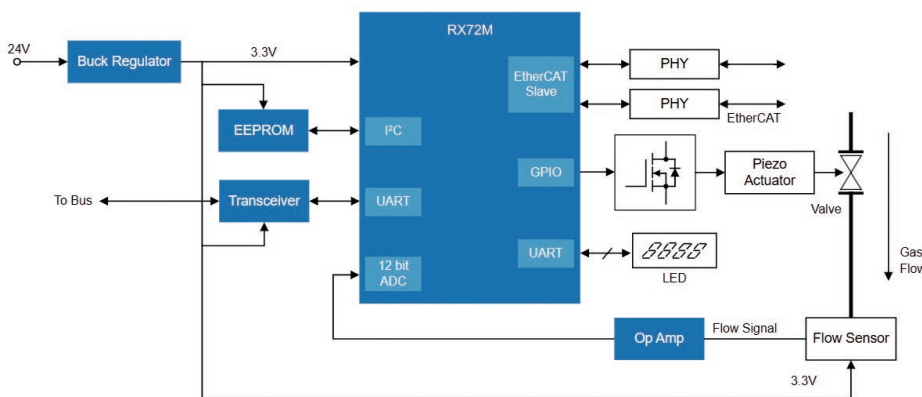
Protocol stacks from Renesas and from partner vendors provide coverage for major industrial network standards.

## Block Diagram

### RXv3 Core 240MHz (Single / Double - precision FPU), Power Voltage: 2.7 to 3.6V



## Use Case: Mass Flow Controller with EtherCAT & CAN Connectivity

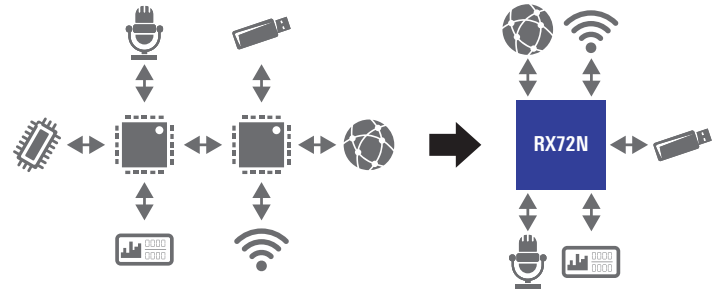
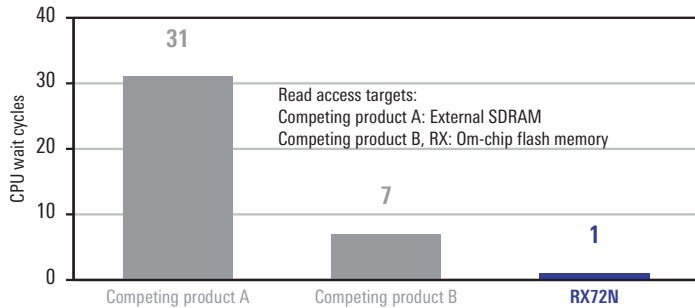


As modern consumer electronics evolve to meet growing consumer expectations for connectivity, convenience, and intuitive operation, human-machine interfaces (HMIs) have become essential for providing clear control and feedback. The RX72M is capable of providing these interfaces with the necessary control, such as LCD displays and voice recognition, on a single chip.

## RX72N Group: Device Control and Network Functions on a Single Chip



- The flash memory supports the industry's fastest read times when operating at 120MHz. This permits consistent peak CPU performance and is ideal for applications demanding excellent real-time performance.
- The on-chip memory capacity and number of general-purpose I/O ports are also the highest in the industry. This allows concentration of multiple functions on single chip, enabling more compact finished products and reduced development time.



### Outstanding Realtime Performance

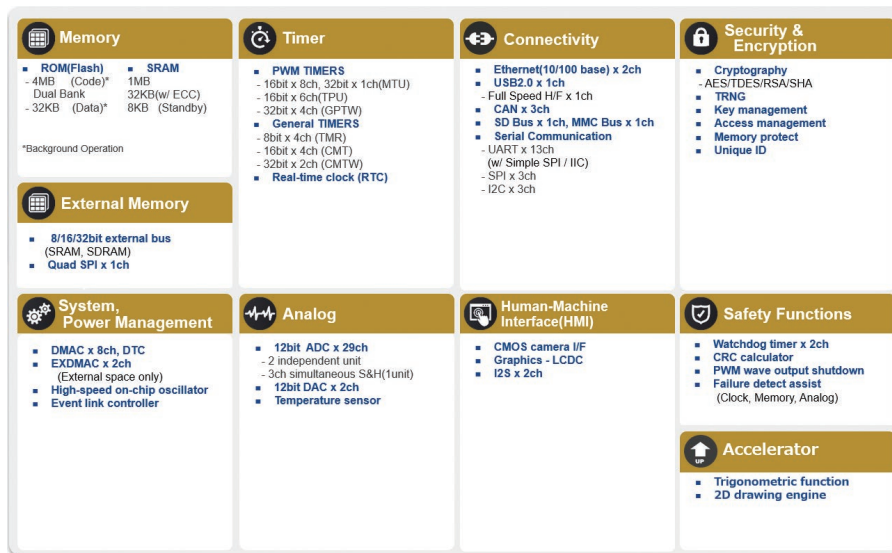
On the RX72N there is only one wait cycle when a cache miss occurs.

### Multifunctionality and Compact Size

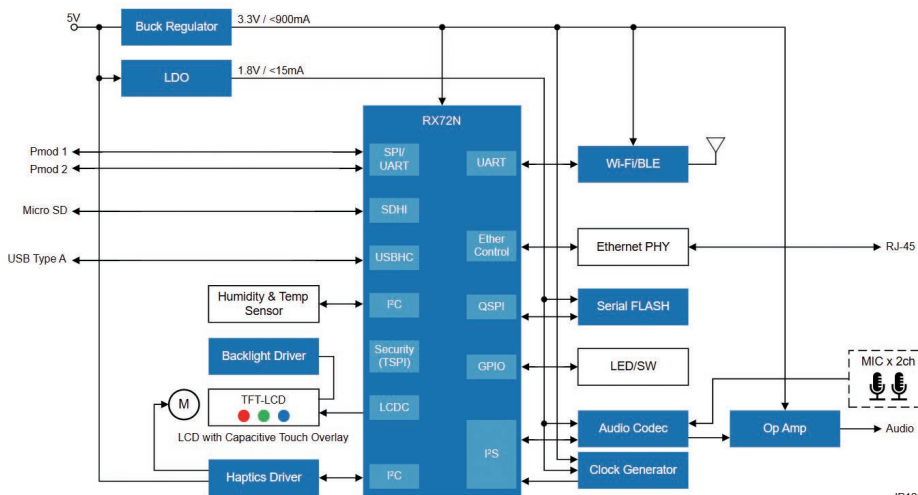
4MB flash memory, 1MB SRAM, and 182 general-purpose I/O ports on a single chip.

## Block Diagram

### RXv3 Core 240MHz (Single / Double - precision FPU), Power Voltage: 2.7 to 3.6V



## Use Case: Smart HMI System with Voice & Display Interfaces



Human machine interfaces (HMIs) are essential components that connect people to machines, systems, or devices, enabling control over various functions and access to data. As technology advances, HMIs need to incorporate features like connectivity (via Wi-Fi, Bluetooth, etc.) and LCD screens to support more complex interactions and commands between humans and machines.

The RX72N is ideal for high-performance smart HMI systems with its high-performance processing at 240 MHz, creation of graphic user interface (GUI) with LCD, audio input/output, and IoT connectivity via Wi-Fi, Ethernet, etc.

# RX600 Series

## Features of the RX600 Series

### High-performance, High-speed response

720CoreMark @120MHz  
No-wait flash @120MHz  
Double precision FPU coprocessor

### Large-capacity

4MB Flash  
(Dual bank function)  
1MB SRAM

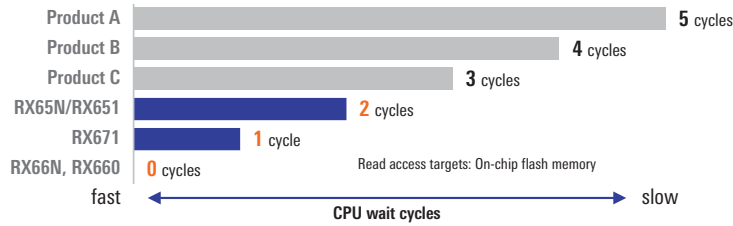
### Numerous peripheral functions

Various communication interfaces  
3-phase complementary PWM timer  
12-bit A/D converter  
TFT LCD controller  
2D rendering engine  
Trusted Secure IP  
Capacitive touch

### Various solutions

HMI  
Cloud  
Security  
Functional safety

## Overwhelming Real-Time Processing Performance

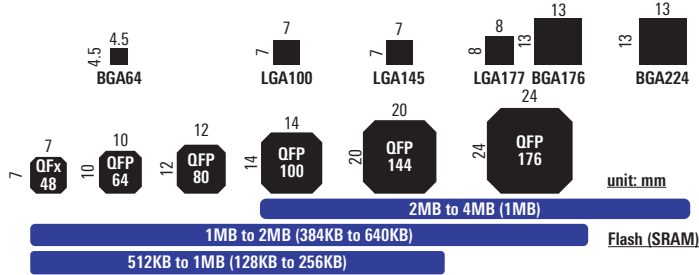


High-speed built-in flash capable of no-wait operation at up to 120MHz

Stable CPU performance with no wait time

Ideal for real-time applications with the high-speed operation

## Large-Capacity Memory Expansion and Minimal Package Expansion



Extensive lineup to suit needs

Large-capacity memory that does not require external memory

Small package that can be mounted on a small board

## Equipped with Essential Functions for IoT Implementation

### Connectivity

- Supports various communication interfaces such as Ethernet, USB, CAN FD, QSPI, I2S, and SD host I/F

### HMI

- TFT LCD controller capable of WVGA 8bpp, WQVGA 16bpp display
- Large-capacity working memory that realizes display control with 1 chip
- Touch function with high sensitivity and high noise tolerance

### Security

- Trusted Secure IP enables strong and high-speed security processing
- Protect your system from unauthorized usage and tampering

## RX600 Series Lineup

### RX66N

120MHz, 4MB Flash (Dual bank support), 1MB SRAM, 32KB Data Flash  
100/144/145/176/224-pin

RXv3

Double precision FPU

Ethernet

CAN

I<sup>2</sup>S

TFT LCD

### RX671

120MHz, 2MB Flash (Dual bank support), 384KB SRAM, 8KB Data Flash  
48/64/100/144/145-pin

RXv3

Double precision FPU

CAN

I<sup>2</sup>S

Capacitive touch

### RX65N/ RX651

120MHz, 2MB Flash (Dual bank support), 640KB SRAM, 32KB Data Flash  
64/100/144/145/176/177-pin

RXv2

Single precision FPU

Ethernet

CAN

TFT LCD

### RX660

120MHz, 1MB Flash, 128KB SRAM, 32KB Data Flash  
48/64/80/100/144-pin

RXv3

Single precision FPU

CAN-FD

5V  
Power supply

### Common functions

USB\*

Quad SPI\*

SD host I/F\*

12-bit ADC

12-bit DAC

Security\*

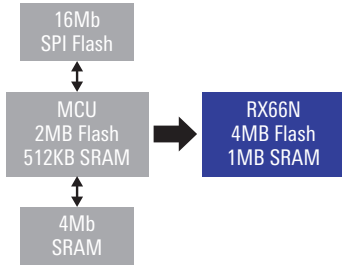
\*Not implemented on RX660



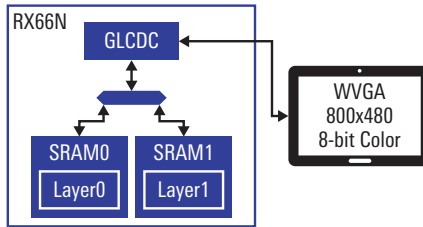
## RX66N Group: Advanced model of RX65N with Enhanced CPU and On-Chip Memory



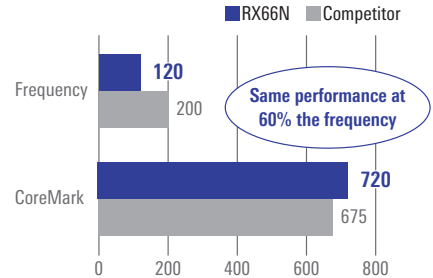
- The industry-leading MCU to combine 4MB of flash memory and 1MB of SRAM. Ability to implement a broad range of functions without external memory.
- Dual-plane SRAM (512KB + 512KB) configuration, allowing smooth display performance on WVGA (800 × 480, 8bpp) displays.
- The RXv3 core delivers excellent performance per unit of operating frequency, achieving performance when operating at 120MHz equivalent to that of competing MCUs operating at 200MHz.



Large-capacity code area and word area on a single chip



Ability to control a WVGA display without external memory



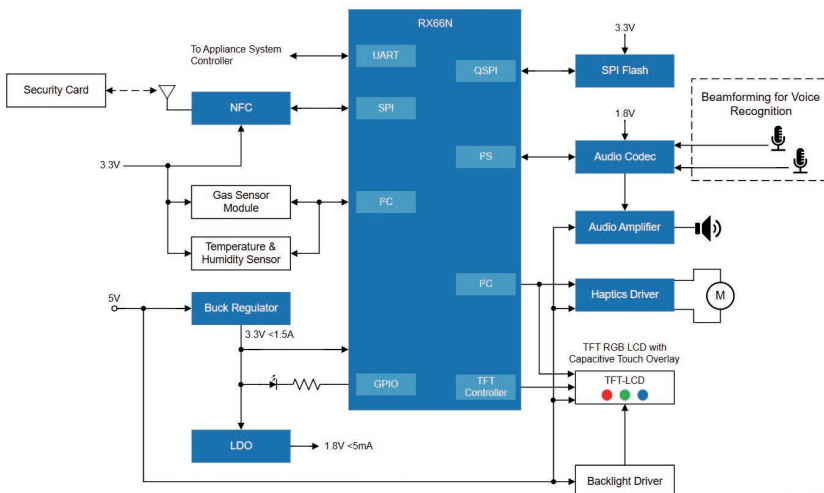
High-performance (6.01 CoreMark/MHz) RXv3 core

## Block Diagram

### RXv3 Core 240MHz (Single / Double - precision FPU), Power Voltage: 2.7 to 3.6V

<b>Memory</b> <ul style="list-style-type: none"> <li>ROM(Flash)                     <ul style="list-style-type: none"> <li>- 4MB (Code)*</li> <li>- 32KB (Data)*</li> </ul> </li> <li>SRAM                     <ul style="list-style-type: none"> <li>- 1MB</li> <li>- 32KB(w/ ECC)</li> <li>- 8KB (Standby)</li> </ul> </li> </ul> <p>*Background Operation</p>	<b>Timer</b> <ul style="list-style-type: none"> <li>PWM TIMERS                     <ul style="list-style-type: none"> <li>- 16bit x 8ch, 32bit x 1ch(MTU)</li> <li>- 16bit x 6ch(TPU)</li> <li>- 32bit x 4ch (GPTW)</li> </ul> </li> <li>General TIMERS                     <ul style="list-style-type: none"> <li>- 8bit x 4ch (TMR)</li> <li>- 16bit x 4ch (CMT)</li> <li>- 32bit x 2ch (CMTW)</li> </ul> </li> <li>Real-time clock (RTC)</li> </ul>	<b>Connectivity</b> <ul style="list-style-type: none"> <li>Ethernet(10/100 base) x 1ch</li> <li>USB2.0 x 1ch                     <ul style="list-style-type: none"> <li>- Full Speed H/F x 1ch</li> </ul> </li> <li>CAN x 3ch</li> <li>SD Bus x 1ch, MMC Bus x 1ch</li> <li>Serial Communication                     <ul style="list-style-type: none"> <li>- UART x 13ch (w/ Simple SPI / IIC)</li> <li>- SPI x 3ch</li> <li>- I2C x 3ch</li> </ul> </li> </ul>	<b>Security &amp; Encryption</b> <ul style="list-style-type: none"> <li>Cryptography                     <ul style="list-style-type: none"> <li>- AES/TDES/RSA/SHA</li> <li>- TRNG</li> </ul> </li> <li>Key management</li> <li>Access management</li> <li>Memory protect</li> <li>Unique ID</li> </ul>
<b>External Memory</b> <ul style="list-style-type: none"> <li>8/16/32bit external bus (SRAM, SDRAM)</li> <li>Quad SPI x 1ch</li> </ul>	<b>System, Power Management</b> <ul style="list-style-type: none"> <li>DMAC x 8ch, DTC</li> <li>EXDMAC x 2ch (External space only)</li> <li>High-speed on-chip oscillator</li> <li>Event link controller</li> </ul>	<b>Analog</b> <ul style="list-style-type: none"> <li>12bit ADC x 29ch                     <ul style="list-style-type: none"> <li>- 2 independent unit</li> <li>- 3ch simultaneous S&amp;H(1unit)</li> </ul> </li> <li>12bit DAC x 2ch</li> <li>Temperature sensor</li> </ul>	<b>Human-Machine Interface(HMI)</b> <ul style="list-style-type: none"> <li>CMOS camera I/F</li> <li>Graphics - LCDC</li> <li>I2S x 2ch</li> </ul>
			<b>Safety Functions</b> <ul style="list-style-type: none"> <li>Watchdog timer x 2ch</li> <li>CRC calculator</li> <li>PWM wave output shutdown</li> <li>Failure detect assist (Clock, Memory, Analog)</li> </ul>
			<b>Accelerator</b> <ul style="list-style-type: none"> <li>2D drawing engine</li> </ul>

## Use Case: Human Machine Interface (HMI) for Appliances

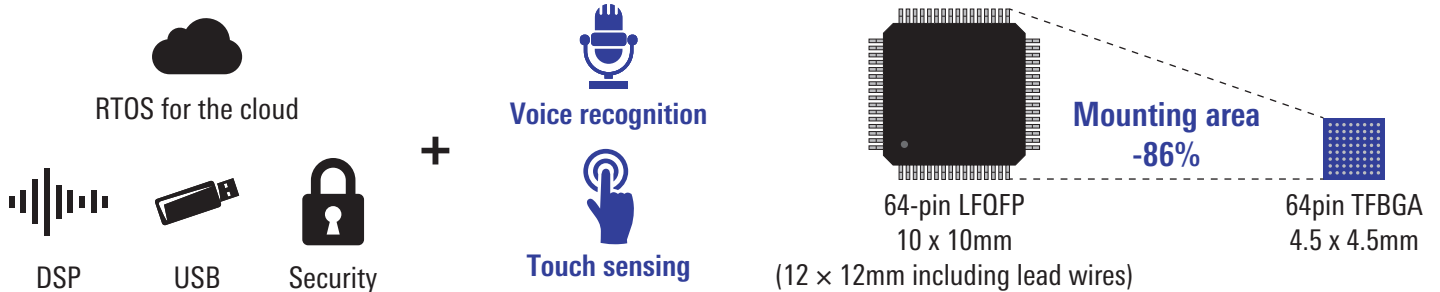


As modern consumer electronics products evolve to meet growing consumer expectations for connectivity, convenience, and intuitive operation, human-machine interfaces (HMIs) have become essential for providing clear control and feedback. RX66N enables control of touchscreens, displays, and voice control on a single chip.

## RX671 Group: Support for Superior Power Efficiency, Hygienic User Interface, and Cloud-Connected IoT Appliance



- Functionality for implementing a contactless UI using voice recognition or touch sensing and sophisticated system control on a single chip
- 4.5 × 4.5mm 64-pin BGA standard package enabling compact applications with more advanced functions



### Contributing to Simpler System Configurations

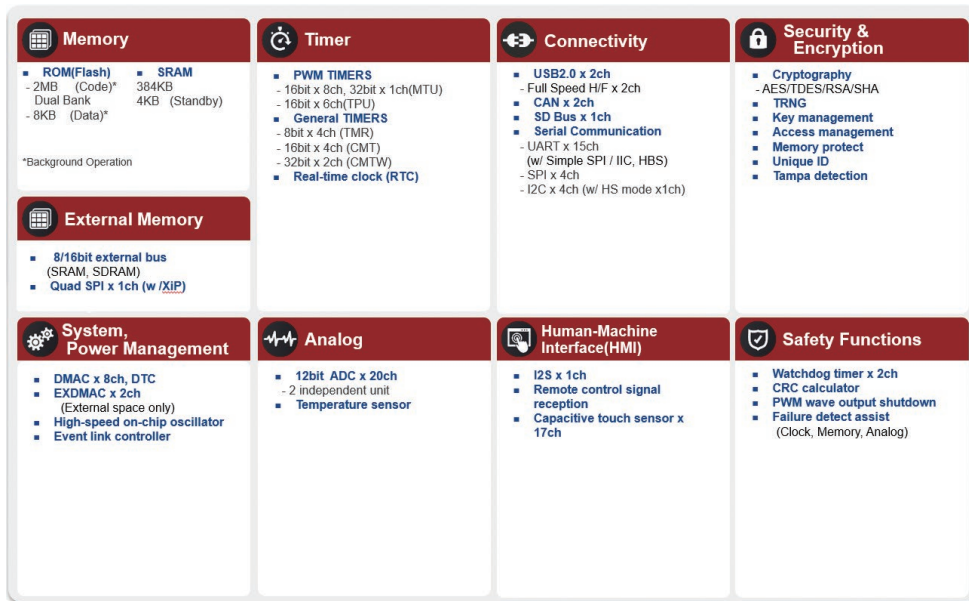
A single-chip solution that supports larger memory requirements of communication protocol stack processing and accommodating an RTOS to enable operation processing on contactless UI devices.

### High-Performance CPU and Large Memory Capacity in an Ultracompact 4.5 × 4.5mm Standard Package

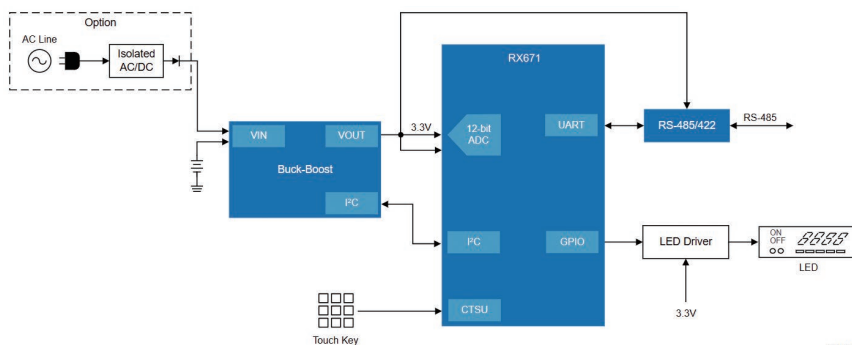
Helps realize more advanced functionality in applications with limited available mounting area.

## Block Diagram

### RXv3 Core 120MHz (Single / Double - precision FPU), Power Voltage: 2.7 to 3.6V



## Use Case: Touchless Button



Touchless button solutions are widely used in home lighting switches, bathroom switches, public vending machines, electric door openers, etc. Since button pushing events can be detected without direct touches, bacteria and dirt adhesion to the fingers is reduced. RX671 with capacitive touch sensing unit (CTSU) provides touchless control with high sensitivity and high noise tolerance.

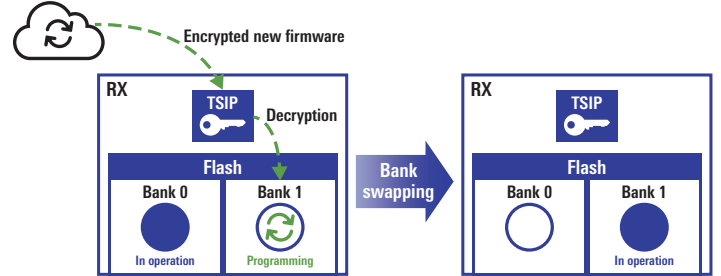
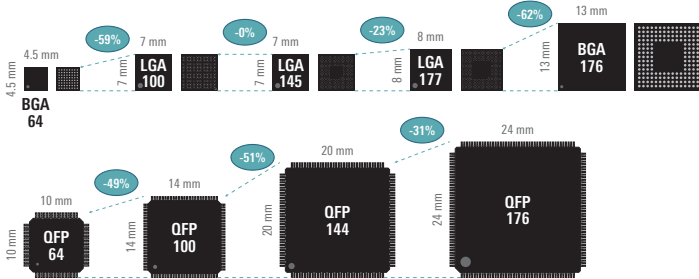
## RX65N/RX651 Group: Mainstream MCUs that Integrate Functions Essential for IoT Devices on a Single Chip



RX65N

RX651

- Broad lineup ideal for a range of products, with flash memory capacity from 512KB to 2MB and package pin counts from 64 to 177 pins
- Easy implementation of secure firmware over-the-air (FOTA) updates essential for IoT devices



### Broad Package Lineup

With the exception of 176- and 177-pin products, all packages are available with flash memory capacities from 512KB to 2MB (1.5MB or 2MB only for 176- and 177-pin products).

### FOTA Solutions Bringing New Added Value

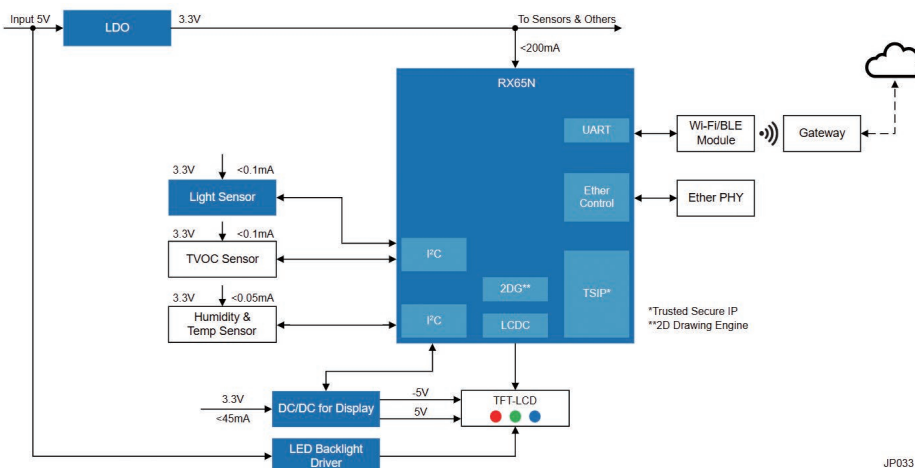
Firmware can be updated while the system continues to operate. Select wired or wireless connectivity to match the application. Authentication enables tampering detection and prevents unauthorized updates.

### Block Diagram

### RXv2 Core 120MHz (Single - precision FPU), Power Voltage: 2.7 to 3.6V

<b>Memory</b> <ul style="list-style-type: none"> <li>ROM(Flash)                     <ul style="list-style-type: none"> <li>- 2MB (Code)*</li> <li>- Dual Bank</li> <li>- 32KB (Data)*</li> </ul> </li> <li>SRAM                     <ul style="list-style-type: none"> <li>- 640KB</li> <li>- 8KB (Standby)</li> </ul> </li> </ul> <p><small>*Background Operation</small></p>	<b>Timer</b> <ul style="list-style-type: none"> <li>PWM TIMERS                     <ul style="list-style-type: none"> <li>- 16bit x 8ch, 32bit x 1ch(MTU)</li> <li>- 16bit x 6ch(TPU)</li> </ul> </li> <li>General TIMERS                     <ul style="list-style-type: none"> <li>- 8bit x 4ch (TMR)</li> <li>- 16bit x 4ch (CMT)</li> <li>- 32bit x 2ch (CMTW)</li> </ul> </li> <li>Real-time clock (RTC)</li> </ul>	<b>Connectivity</b> <ul style="list-style-type: none"> <li>Ethernet(10/100 base) x 1ch**</li> <li>USB2.0 x 1ch</li> <li>Full Speed H/F x 1ch</li> <li>CAN x 2ch</li> <li>SD Bus x 2ch(Host 1ch, Slave 1ch), MMC Bus x 1ch</li> <li>Serial Communication                     <ul style="list-style-type: none"> <li>- UART x 13ch</li> <li>- I2C x 3ch</li> <li>- SPI x 3ch</li> <li>- I2C x 3ch</li> </ul> </li> </ul>	<b>Security &amp; Encryption</b> <ul style="list-style-type: none"> <li>Cryptography                     <ul style="list-style-type: none"> <li>- AES/TDES/SRSA/SHA</li> <li>- TRNG</li> </ul> </li> <li>Key management</li> <li>Access management</li> <li>Memory protect</li> <li>Unique ID</li> </ul>
<b>External Memory</b> <ul style="list-style-type: none"> <li>8/16/32bit external bus (SRAM, SDRAM)</li> <li>Quad SPI x 1ch</li> </ul>			
<b>System, Power Management</b> <ul style="list-style-type: none"> <li>DMAC x 8ch, DTC</li> <li>EXDMAC x 2ch (External space only)</li> <li>High-speed on-chip oscillator</li> <li>Event link controller</li> </ul>	<b>Analog</b> <ul style="list-style-type: none"> <li>12bit ADC x 29ch</li> <li>- 2 independent unit</li> <li>- 3ch simultaneous S&amp;H(1unit)</li> <li>12bit DAC x 2ch</li> <li>Temperature sensor</li> </ul>	<b>Human-Machine Interface(HMI)</b> <ul style="list-style-type: none"> <li>CMOS camera I/F</li> <li>Graphics - LCDC</li> </ul>	<b>Safety Functions</b> <ul style="list-style-type: none"> <li>Watchdog timer x 2ch</li> <li>CRC calculator</li> <li>PWM wave output shutdown</li> <li>Failure detect assist (Clock, Memory, Analog)</li> </ul>
			<b>Accelerator</b> <ul style="list-style-type: none"> <li>2D drawing engine</li> </ul>

### Use Case: Secure Cloud & Sensor Platform

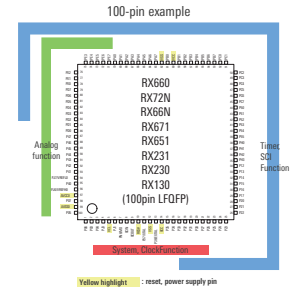
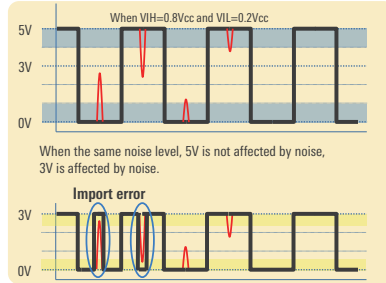
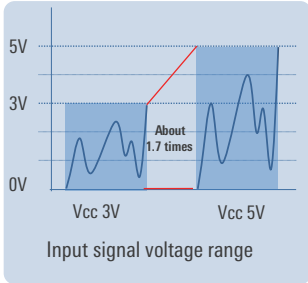


The system supports light, temperature, and total volatile organic compound sensors. All collected data, including sensor readings, can be instantly uploaded to the cloud, making RX65N ideal for IoT edge devices with its human-machine interface and advanced security features. Built-in dual bank capability and Trusted Secure IP enable secure cloud communication and firmware updates.

## RX660 Group: 5V Power Supply Compatibility Combined with High-Performance CPU Core



- Support for 5V power supply with noise tolerance superior to that of 3V power supply reduces the need for external components to suppress noise.
- Features the latest RXv3 CPU core while retaining pin compatibility with other 5V products (such as the RX210)



### Helping to Improve System Noise Tolerance

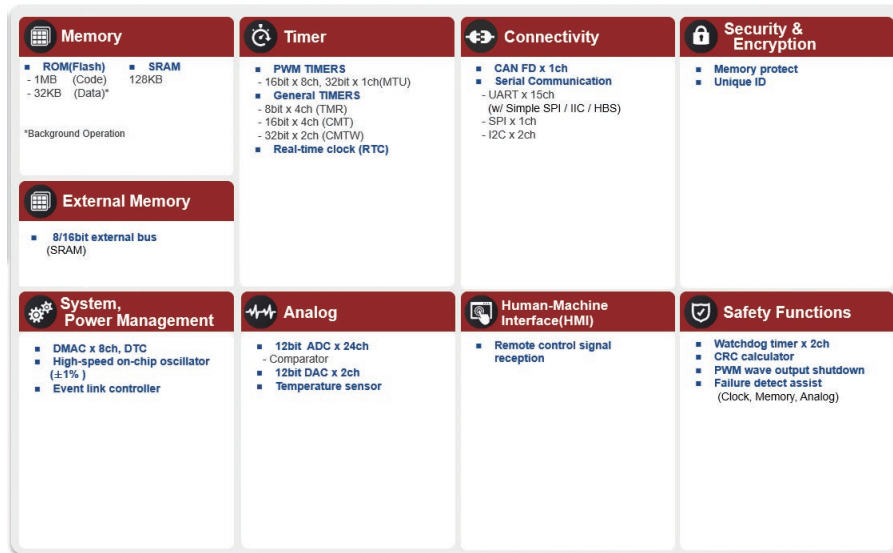
Using a 5V power supply increases the dynamic range to 1.7 times that possible with a 3V power supply, which is valuable in scenarios requiring high-precision sensing. It also makes it possible to reduce the relative noise level.

### Easy Migration from Other 5V MCUs

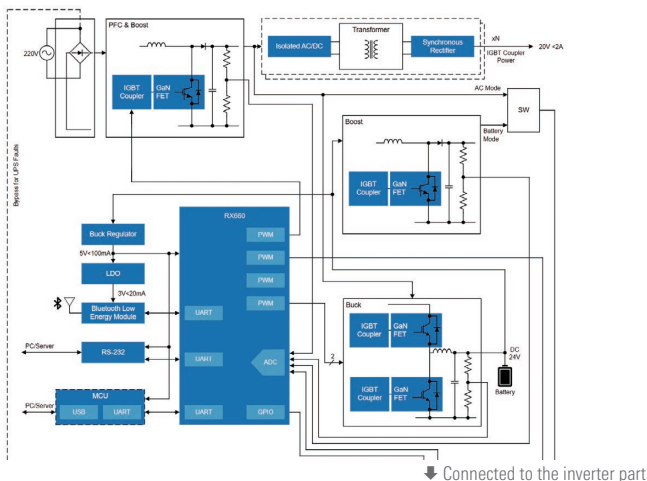
Pin compatibility with previous-generation products such as the RX210 makes it possible to switch to the latest high-performance CPU core while minimizing the system configuration burden.

## Block Diagram

### RXv3 Core 120MHz (Single - precision FPU), Power Voltage: 2.7 to 5.5V



## Use Case: High-Efficiency Online Uninterruptible Power Supply (UPS) with Real-Time Monitoring



Reliable power is critical for various facilities and applications such as data centers, hospitals, industrial automation, and more. Given the importance and sensitivity of these systems, there is a pressing need for them to remain operational without interruptions.

This online uninterruptible power supply (UPS) system employs advanced power management and real-time monitoring technology to ensure continuous, high-quality power delivery. It outputs AC through an inverter circuit during normal operation and uses battery power to maintain AC output during outages, thereby mitigating power interruptions and protecting sensitive electronic equipment from disturbances.

RX660 for primary power conversion offers a high-performance, streamlined design to boost cost efficiency and reduce time to market.

# RX200 Series

## Features of the RX200 Series

### Both low power consumption and high performance

64MHz  
69µA/MHz (operation)  
1µA (standby)  
SNOOZE mode

### 5V power supply support Robust security

5V power supply support  
RSIP-E11A  
Memory protection function

### Extensive communication functions

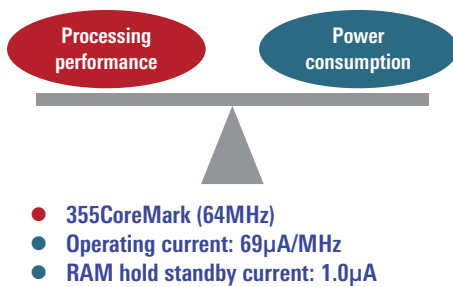
CAN FD  
USB full-speed  
Bluetooth

### Various solutions

Functional safety  
Capacitive touch  
Security

### High performance and low power consumption

The RX200 series not only delivers high performance of 355Coremark @64MHz, but also combines power-saving drive with an active current of 69µA/MHz and a standby current of 1µA. In addition, snooze mode minimizes power consumption during intermittent operation. It is ideal for high-performance industrial equipment, battery-powered equipment, and energy-saving equipment.



### Advanced HMI supporting intuitive and beautiful design

The latest capacitive touch sensor provides intuitive touch operation instead of physical buttons. High sensitivity, high noise immunity, and water resistance ensure excellent operability even in wet or dusty environments.

Backlit touch switches      Switches mounted on the table curves

Design & Operability

Superior Durability

Ease of Maintenance

Cost saving

BOM reduction

PCB design using Capacitive touch      PCB design using physical switches

No Abrasion Failure      Dustproof and Splashproof

### Supporting IoT with Abundant Communication Functions and Advanced Security

It supports a wide variety of communication interfaces such as CAN, USB, and Bluetooth, which are required by various markets, to realize the IoT of devices. In addition, security functions to ensure safety against threats from the network are also included to provide relief and safety.

- CAN/CAN FD** For FA applications. Highly reliable maximum 1Mbps communication
- USB** Connection with PC, F / W update with USB memory
- BLE** Realize new functions by communicating with smartphones, etc.(RX23W)
- Security** Equipped with various cryptographic engines such as AES, ECC, SHA, etc. RSIP-E11A prevents key data leakage and cipher misuse. Area protection feature prevents tampering with authentication programs

## RX200 Series Lineup

<b>RX261</b>	64MHz, 512KB Flash, 128KB SRAM, 8KB Data Flash 48/64/80/100-pin			
RXv3	CAN FD	USB	Security	5V Power supply
<b>RX260</b>	64MHz, 512KB Flash, 128KB SRAM, 8KB Data Flash 48/64/80/100-pin			
RXv3				5V Power supply
<b>RX23W</b>	54MHz, 512KB Flash, 64KB SRAM, 8KB Data Flash 56/83/85-pin			
RXv2	CAN	USB	Security	Bluetooth

Common functions

- Single precision FPU
- Capacitive touch
- 12-bit ADC
- 8 or 12-bit DAC

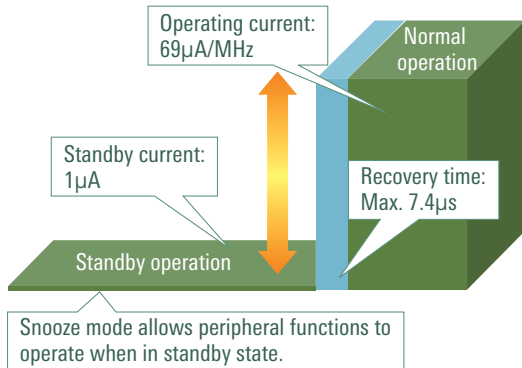


RX261 RX260

## RX261/RX260 Group: Equipped with 3rd generation touch IP for further low power consumption

### Outstanding Power Efficiency

Ideal for battery-powered applications



### Advanced Capacitive Touch

The latest capacitive touch functionality with improved noise immunity and reduced power consumption

Capacitive Touch IP	RX261/RX260
	CTSU2SL
Radiated noise immunity (IEC/EN61000-4-3)*1	Level 4
Conductive noise immunity (IEC/EN61000-4-6)*1	Level 3
Pins for shielded electrode drive	Supported
Smart wakeup (auto-sensing and multi-scan)	Supported

\*1: Uses capacitive touch evaluation system.

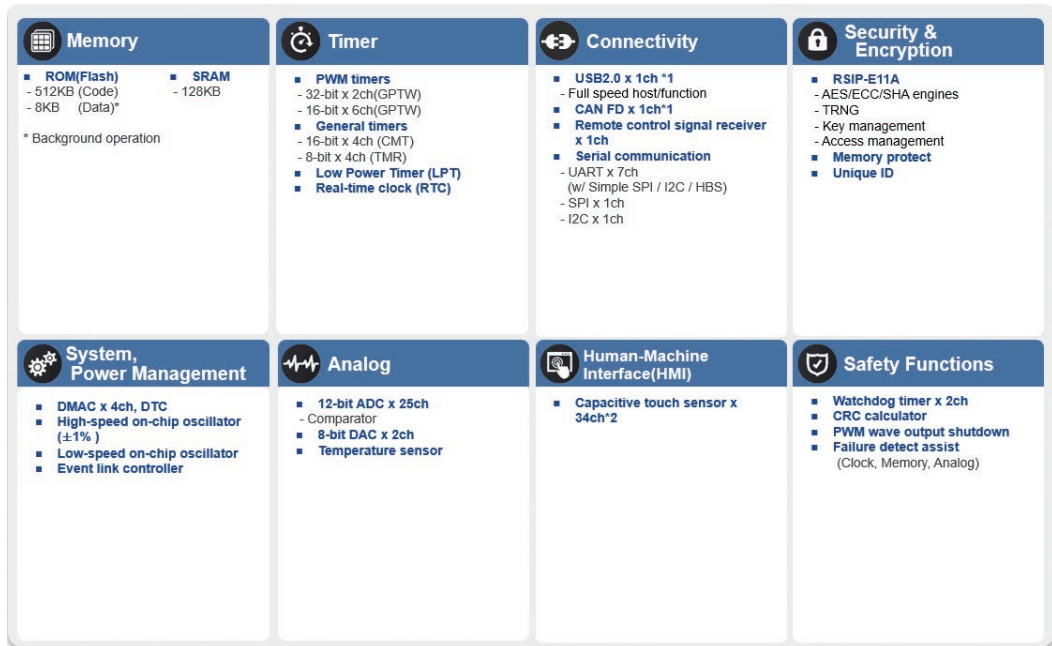
### Powerful Security Functions

- Hardware Security IP:
  - Key management function, Access management circuit, Various Cryptographic functions (AES, ECC, SHA, TRNG)
- Memory protection functions

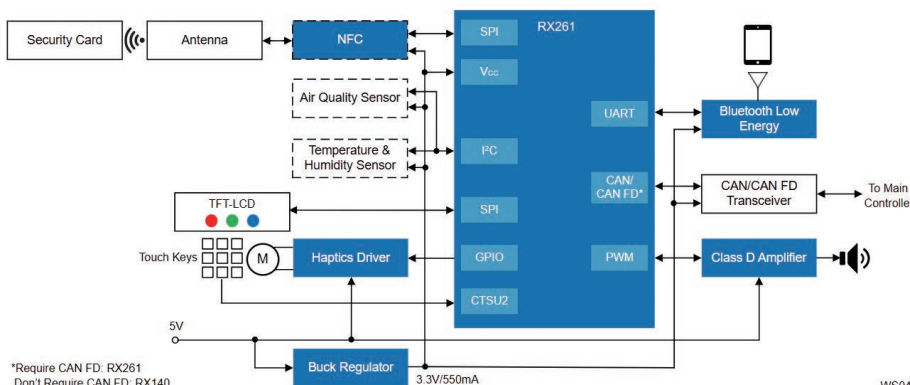
## Block Diagram

### RXv3 Core 64MHz (Single - precision FPU), Power Voltage: 1.6 to 5.5V

\*1: RX261 only \*2: RX260 has 36-ch



## Use Case: Robust Operational Touch Panel with CAN FD



\*Require CAN FD: RX261  
Don't Require CAN FD: RX140

WS047

As technology advances, consumers expect intuitive, interactive interfaces that enhance the user experience in modern applications like e-bikes and elevators. Touch panels with high responsiveness and error-free communication, such as CAN FD, are crucial for safe operation, minimizing the risk of system failure or accidents.


The latest generation of capacitive touch IP provides a reliable human-machine interface (HMI) that responds even in wet environments.

The RX261 provides the highest level of safety in life-critical systems by ensuring reliability and safety through flawless communication between the operation panel and the system controller.



## RX23W Group: High Performance CPU, Security, and Wireless Communications on a Single Chip

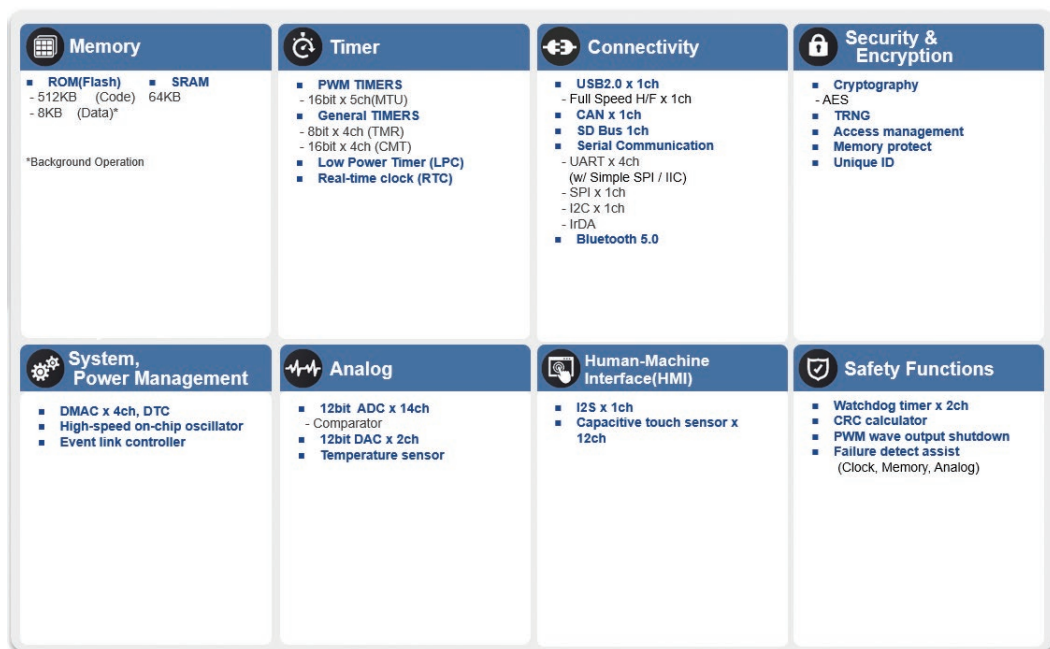
High performance RXv2 core capable of controlling multiple systems, Trusted Secure IP implementing robust security functions, and Bluetooth 5.0 Low Energy with enhanced connectivity functions, all on a single chip.



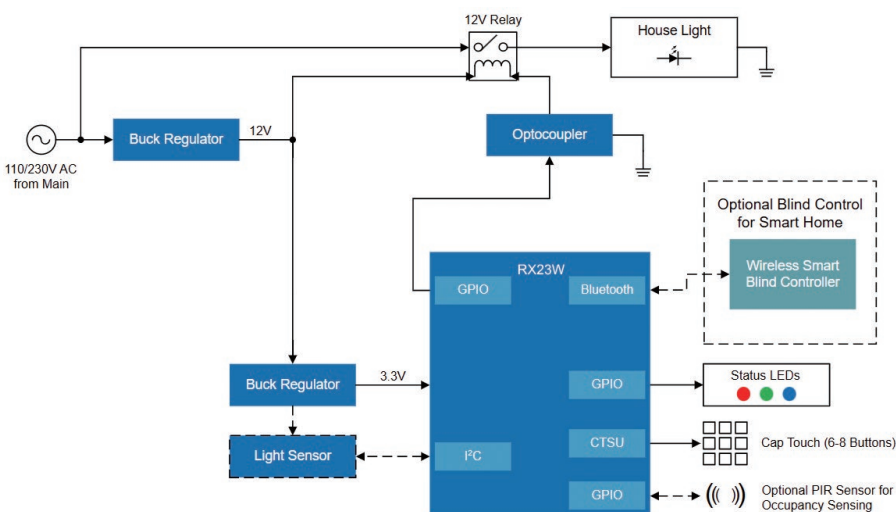
The lineup includes modular products with integrated antenna and oscillator. The module size is among the world's smallest, and the design enables use of a large number of MCU peripheral function pins. These modules are certified under the Radio Laws of Japan (technical standards compliance), North America (FCC/ISED), and Europe (CE), making it possible to bring products to market quickly.

### Block Diagram

#### RXv2 Core 54MHz (Single - precision FPU), Power Voltage: 1.8 to 3.6V



### Use Case: Capacitive Touch Wall Switch



Capacitive touch switches are increasingly being adopted in commercial buildings, hotels, and other hospitality environments, addressing the growing demand for stylish, functional, and smart home-compatible solutions. The RX23W with Bluetooth Low Energy (LE) enables smart features and connected home system controls.

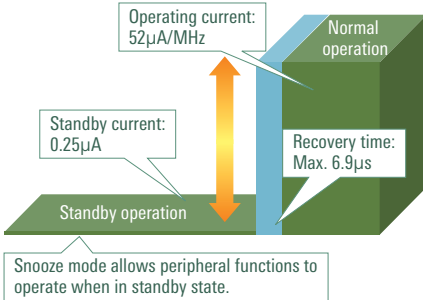
# RX100 Series

## Features of the RX100 Series

<b>Power consumption among the lowest in the industry</b> 48MHz 0.25µA standby	<b>5V power supply support Segment LCD support</b> 5V power supply support Segment LCD support	<b>Superior cost/performance ratio</b> Low-pin-count/ small-ROM-capacity versions Integration of peripheral ICs	<b>Various solutions</b> Functional safety Capacitive touch
--	--	--	---

### Ultra-low-power, cost-effective 32-bit microcontroller

Ideal for battery-powered applications




- Ultra-low power consumption in both standby and operating modes
- Ultra-fast return from standby to normal operation
- Snooze mode reduces overall system power consumption (Touch measurement, serial communication reception, AD conversion)

### Functions suitable for measuring instruments and home appliances

RX100 Features and Specifications	Healthcare	Industrial Equipment	Instrumentation	Home appliances	Portable equipment
HMI (Touch key, Seg-LCD)	✓	-	-	✓	-
5V Operation	-	✓	-	✓	-
Communication (USB/SSI/CAN)	✓	✓	✓	-	✓
4mm Each small PKG	✓	-	✓	-	✓
Safety standards IEC/UL60730 compliant	✓	✓	✓	✓	✓

### Excellent cost performance

- Small-pin/small-ROM lineup
- BOM reduction by incorporating peripheral ICs
- High compatibility between RX families reduces development costs



## RX100 Series Lineup

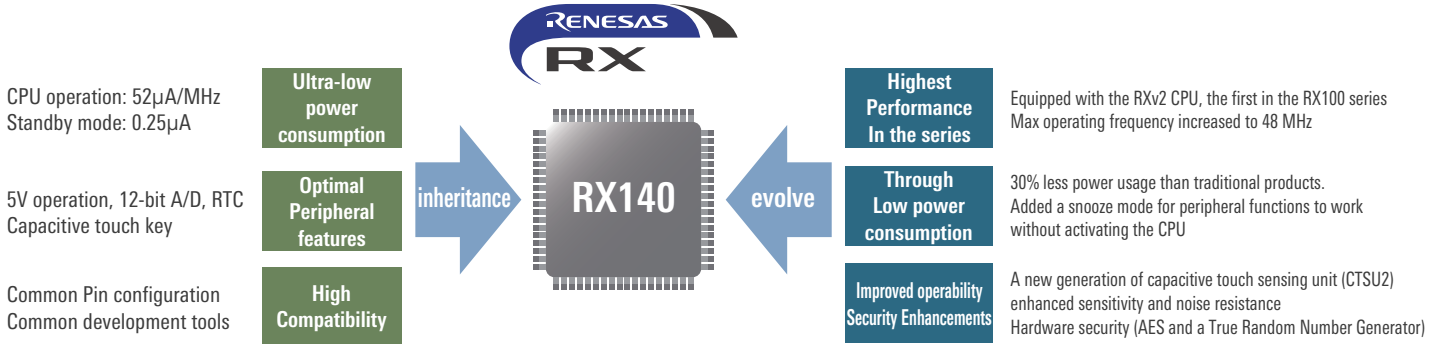
<b>RX140</b>	48MHz, 256KB Flash, 64KB SRAM, 8KB Data Flash 32/48/64/80-pin						
RXv2	Single precision FPU	CAN	5V Power supply	Security*			<b>Common functions</b> Capacitive touch 12-bit ADC 8 or 12-bit DAC
<b>RX130</b>	32MHz, 512KB Flash, 48KB SRAM, 8KB Data Flash 48/64/80/100-pin						
RXv1	Remote control signal receiver		5V Power supply				
<b>RX113</b>	32MHz, 512KB Flash, 64KB SRAM, 8KB Data Flash 64/100-pin						
RXv1		USB	Segment LCD				

\*AES/TRNG



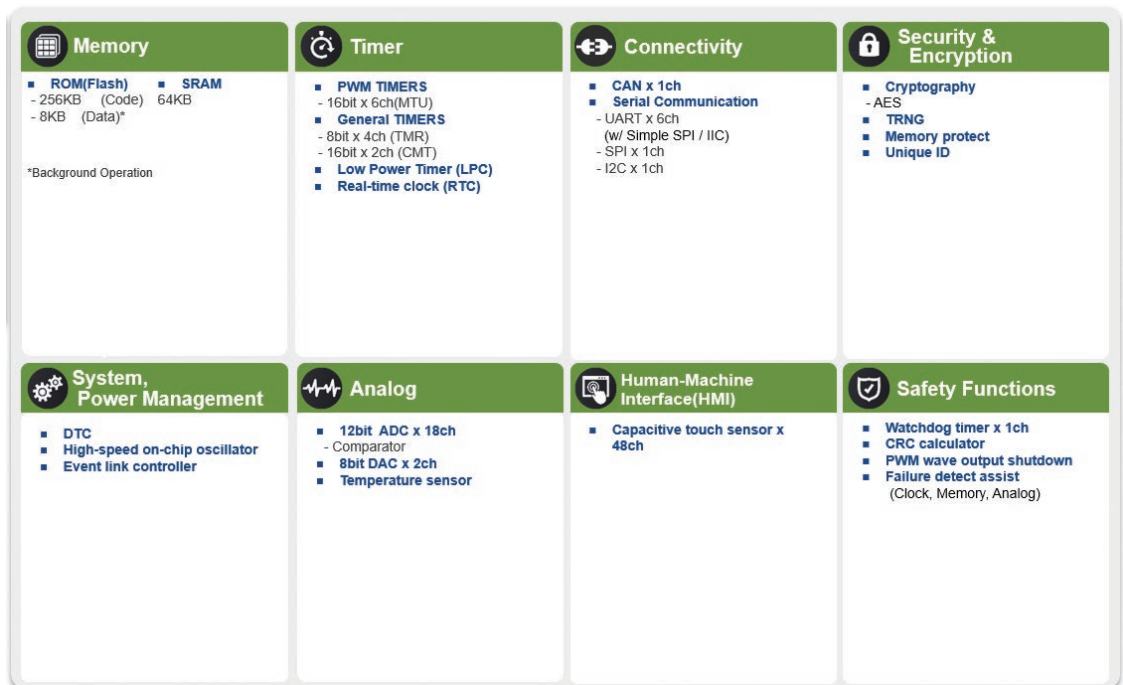


## RX140 Group: Achieving Lowest power consumption and the highest performance of the RX100 series

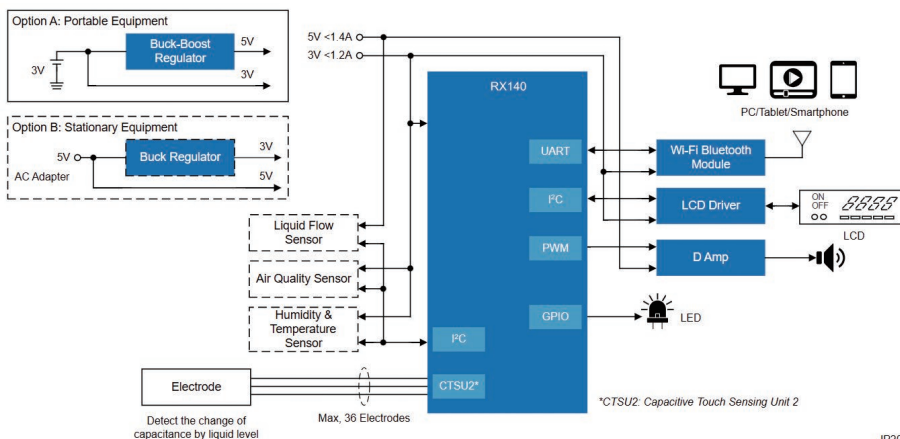


### Block Diagram

#### RXv2 Core 48MHz (Single - precision FPU), Power Voltage: 1.8 to 5.5V



### Use Case: Infusion Level Monitor Using Capacitive Touch Sensing

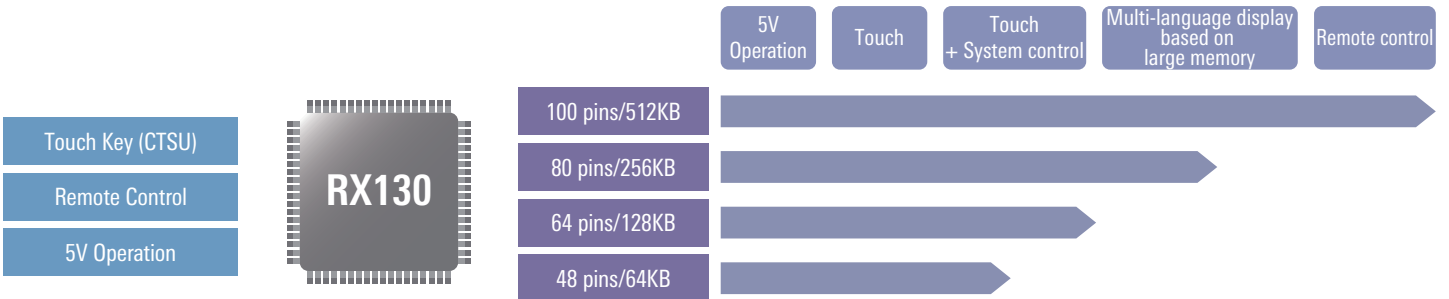


The RX140 controls both system and capacitive touch sensors to provide accurate, non-intrusive, and reliable fluid level measurement. Furthermore, the combination of RX140's low-power operation and Bluetooth/Wi-Fi combo module ensures long operation times. This allows the user to remotely monitor the remaining liquid and can be used at locations such as a nurse's station.



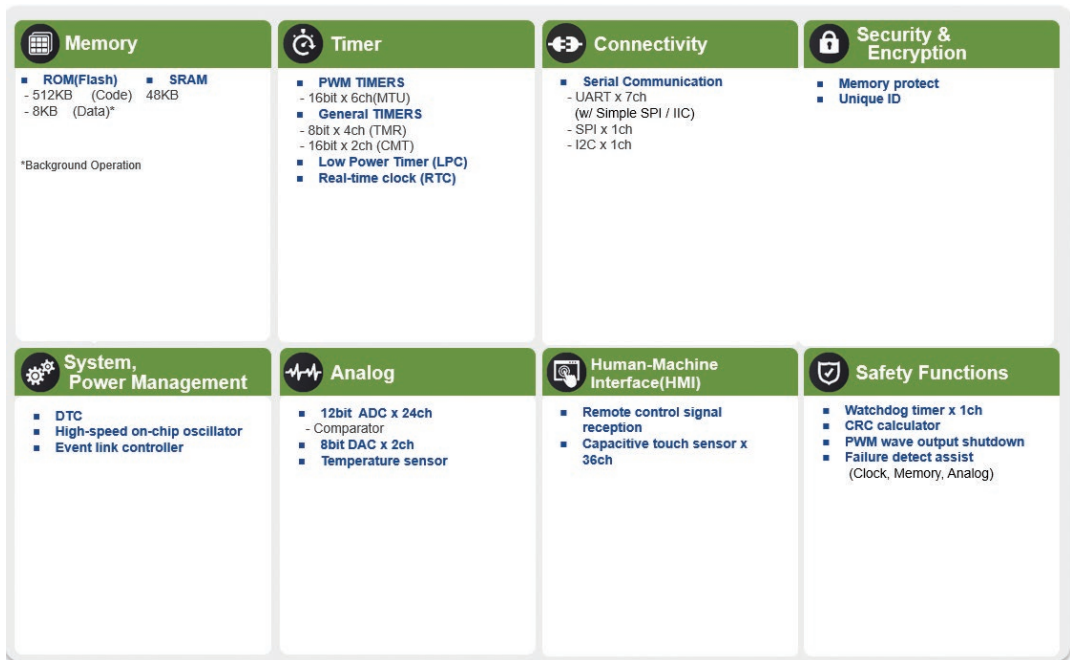
## RX130 Group: High cost performance with touch key function and 5V support

Large Flash memory of up to 512 KB and a lineup of up to 100-pin LQFP packages support the development of a wide variety of devices.

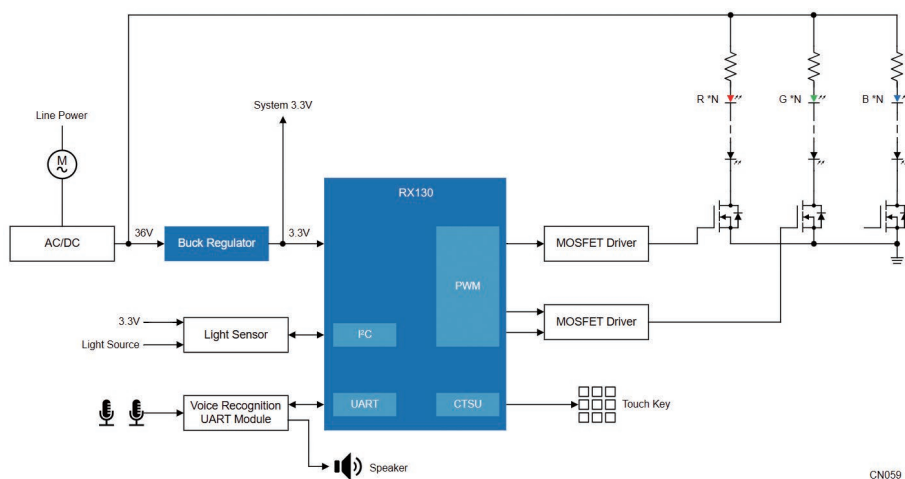


## Block Diagram

RXv1 Core 32MHz, Power Voltage: 1.8 to 5.5V



## Use Case: Smart Lighting Control with RGB Light Sensor

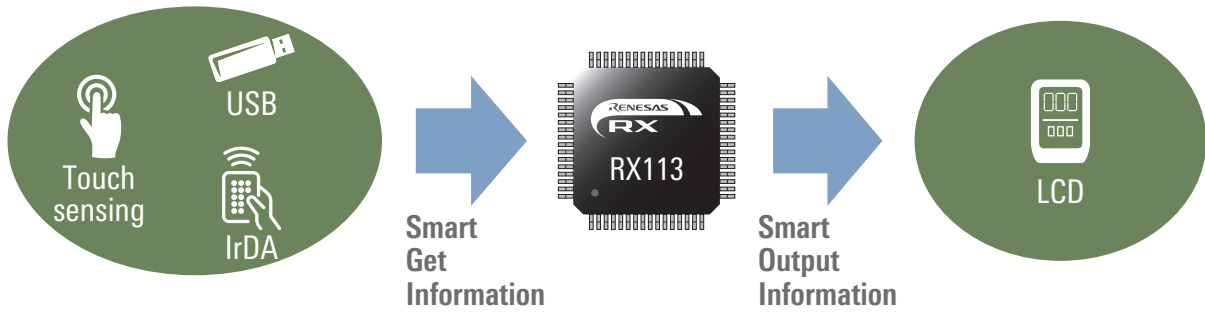


Lighting control is rapidly emerging as a high-growth market, offering advanced functionalities that enhance quality of life and drive innovation in critical areas. These applications span personalized healthcare, emergency response, traffic management, smart manufacturing, home security, and smart energy distribution. The RX130 provides capacitive sensing for touch control for adding further value.



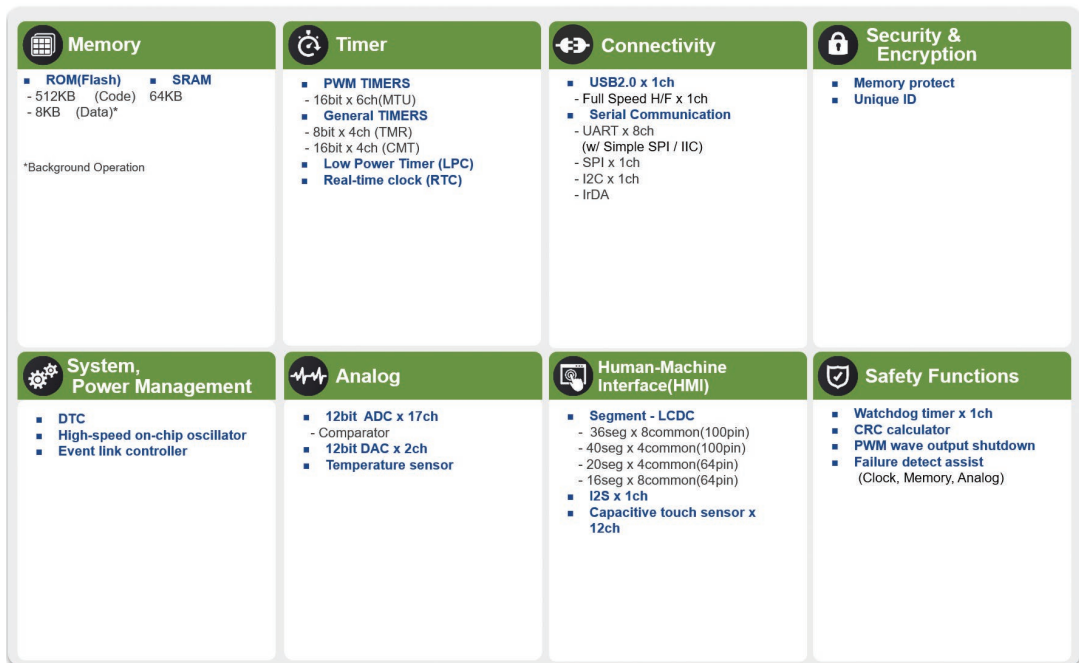
## RX113 Group: System control + user IF control on a single chip

The high-performance RX CPU is equipped with communication functions such as USB and IrDA, and user IF such as Touch and LCD, making this microcontroller ideal for smart devices such as data loggers, home appliances, and healthcare.

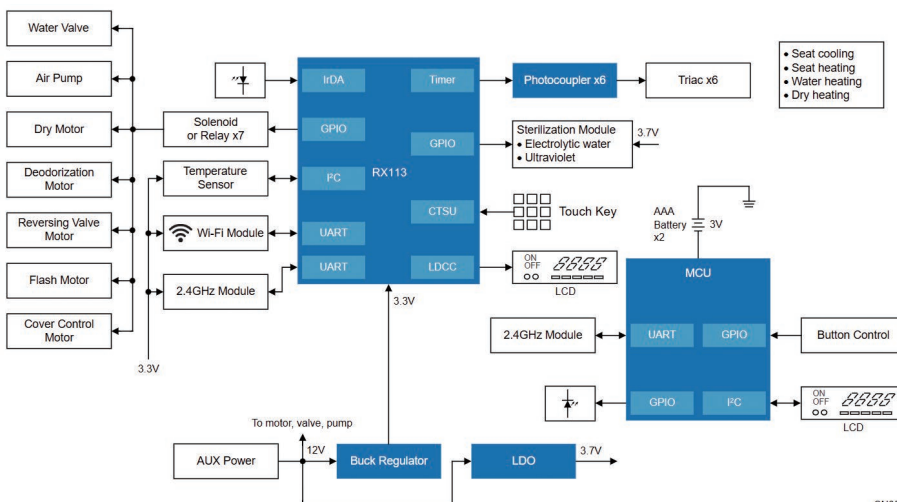


## Block Diagram

RXv1 Core 32MHz , Power Voltage: 1.8 to 3.6V



## Use Case: Smart Toilet



Smart toilets continue to be a rapidly emerging market, with market share increasing worldwide. This design demonstrates a high-end product with key features such as seat, water, and dry cooling and heating systems, along with a sterilization function, all controlled via a remote. At its core, the RX113 serves as a single-chip solution for bi-directional human machine interface (HMI) and peripheral device management.

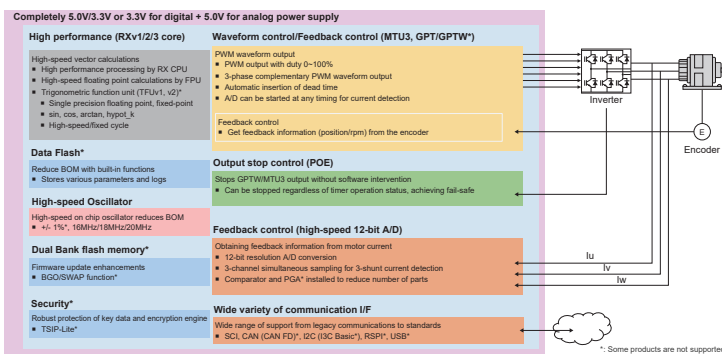
# RX-T Products

## Features of the RX-T Products

The RX-T products is MCU for motor and inverter control equipped with Renesas' CPU core "RXv1/RXv2/RXv3". They incorporate High-performance timer that realizes advanced PWM control and other built-in functions for motor/inverter control and support the 5V power supply that is required by many industrial/consumer applications, and are also equipped with a comprehensive set of analog functions such as 12-bit analog-to-digital (A/D), 3-channel simultaneous Sample-and-Hold circuit, programmable gain amplifier (PGA), and a comparator.

<b>Broad lineup</b> 32MHz to 200MHz 1 motor to 4 motors Highly compatible pin assignments	<b>Specialized motor control functions</b> Three-phase complementary PWM output Timer output emergency stop Trigonometric function unit	<b>Analog circuit to extract full performance potential</b> Three-channel simultaneous sample-and-hold circuit PGA Comparator	<b>Various solutions</b> Motor/Power control Functional Safety Security/OTA
--	--	--	--

## Best Fit Resources Specially for Motor and Inverter Control



## RX-T Lineup

<b>RX72T</b>	200MHz, 1MB Flash, 128KB SRAM, 32KB Data Flash 100/144-pin						
RXv3	Motors 3 to 4	Pseudo-Differential PGA	Register bank save	Trigonometric Functions Arithmetic unit	CAN	USB	Security
<b>RX66T</b>	160MHz, 1MB Flash, 128KB SRAM, 32KB Data Flash 48/64/80/100/112/144-pin						
RXv3	Motors 3 to 4	Pseudo-Differential PGA			CAN	USB	Security
<b>RX26T</b>	120MHz, 512KB Flash (Dual Bank support), 64KB SRAM, 16KB Data Flash 48/64/80/100-pin						
RXv3	Motors 2	PGA	Register bank save	Trigonometric Functions Arithmetic unit	CAN FD		Security
<b>RX24U</b>	80MHz, 512KB Flash, 32KB SRAM, 8KB Data Flash 100/144-pin						
RXv2	Motors 2 to 3	Pseudo-Differential PGA			CAN		
<b>RX24T</b>	80MHz, 512KB Flash, 32KB SRAM, 8KB Data Flash 64/80/100-pin						
RXv2	Motors 2 to 3	PGA			CAN		
<b>RX23T</b>	40MHz, 128KB Flash, 12KB SRAM 48/52/64-pin						
RXv2	Motors 1						
<b>RX13T</b>	32MHz, 128KB Flash, 12KB SRAM, 4KB Data Flash 32/48-pin						
RXv1	Motors 1	PGA					

Common functions

- Single precision FPU
- 5V Power Supply
- 12-bit ADC
- 8 or 12-bit DAC
- Comparator



## RX72T Group: Optimized for Motor Control in Industrial, Home Appliance, and Robotics Devices

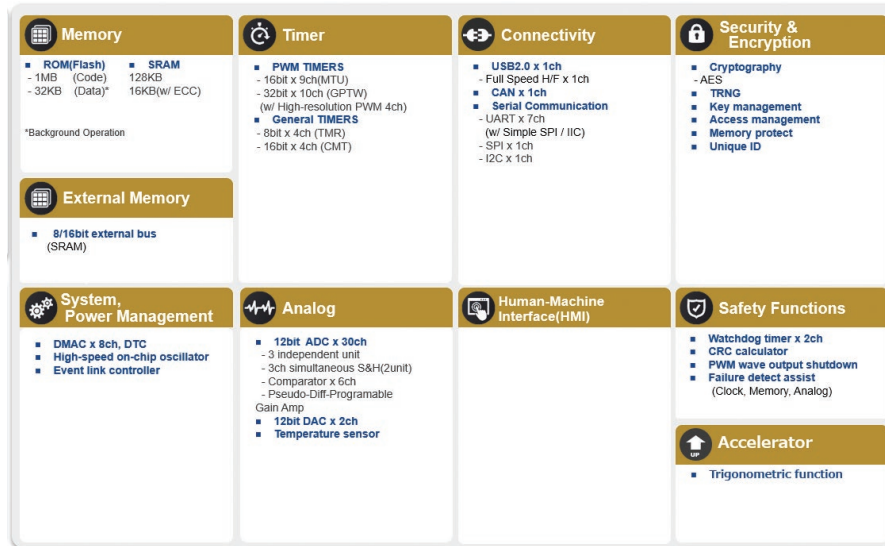
RX72T Group microcontrollers are equipped with the RXv3 third-generation RX CPU core and are optimized for motor control applications. The RX72T Group offers high performance required for motor control in robots and other equipment by max. 200 MHz operating frequency CPU core and dedicated accelerators. Built-in security and safety features also offer new added value for inverter control applications.

- RXv3 Core 200 MHz operation (6.01 CoreMark/MHz), Supports 2.7V~5.5V operation
- Program Flash up to 1 MB, High-speed flash memory with 120 MHz maximum read operation
- RXv3 Register save bank improves interrupt response
- Arithmetic unit for trigonometric functions improves coordinate transformation/position control/phase control
- Enhanced Analog 12-bit A/D Converter x 3 units, 6-channel Comparators, 6-channel Pseudo-Differential PGA
- Generating three-phase complementary pulse width modulation (PWM) output for up to 3~4 motors
- Renesas' Trusted Secure IP (TSIP) provides secure firmware updates and encrypted communication with a track record of CAVP certification

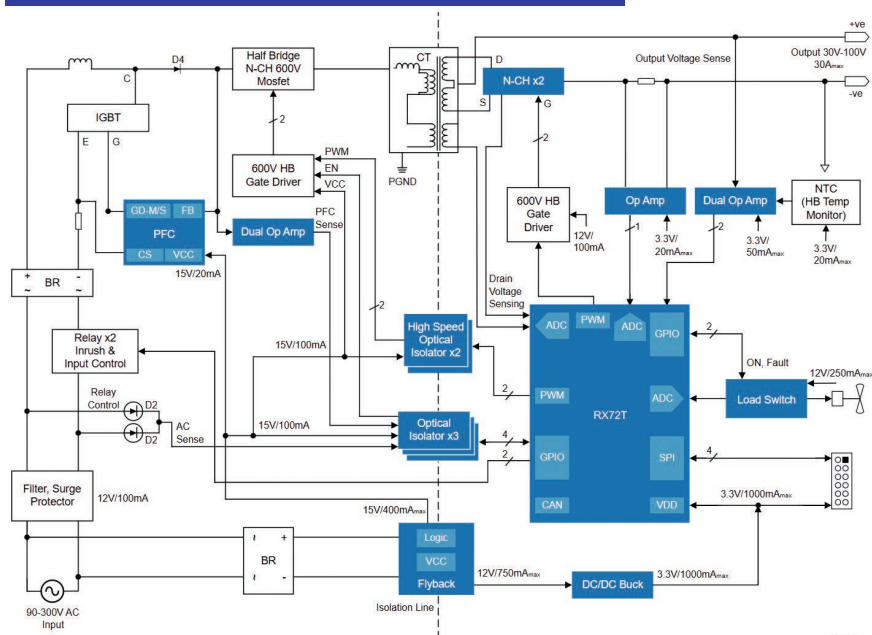


### Block Diagram

### RXv3 Core 200MHz (Single - precision FPU), Power Voltage: 2.7 to 5.5V



### Use Case: 3KW Off-Board Electric Vehicle Charger



As the e-Mobility segment expands, there is a growing need for more efficient charging solutions. This high-power off-board charger works on a universal input voltage range and uses a high-end MCU to control power factor correction (PFC) and manage the zero voltage switching (ZVS) – the half-bridge switching converter sitting on the secondary side of the system. The MCU offers secure control of the output parameters, and its CAN interface targets a wide range of applications.

#### System Benefits:

- Digital controller provides protections and features like UVLO, OVP, OCP, OTP, and inrush current control.
- Upgradable design supports higher current systems with an option to add synchronous rectification on the secondary side.
- CAN/SPI implementation enables connection to smart network cards for telematics.

## RX66T Group: Optimized for Motor Control in Industrial, Home Appliance, and Robotics Devices



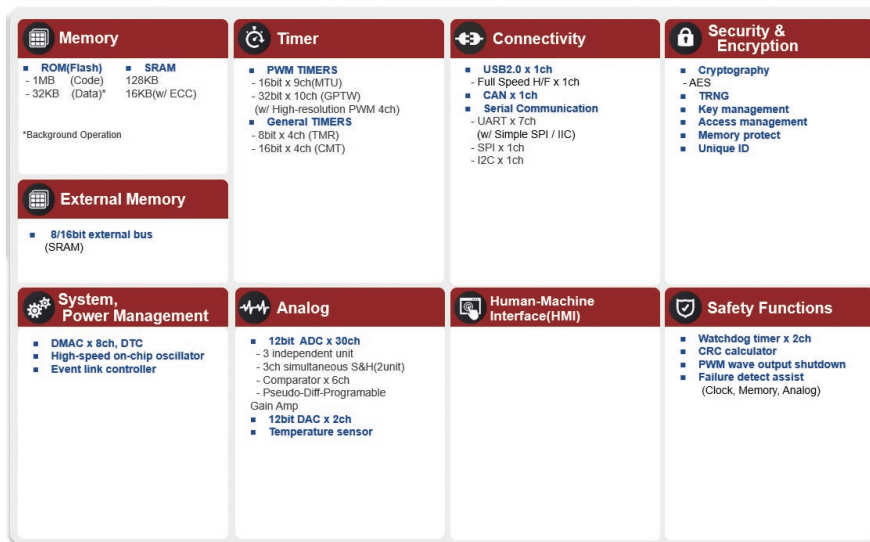
RX66T Group microcontrollers are the first products equipped with the RXv3 third-generation RX CPU core and are optimal for motor control applications. The RX66T Group enables simultaneous control of up to four motors by max 160 MHz (961 CoreMark) operating frequency CPU core and motor control peripherals. Built-in security and safety features also offer new added value for inverter control applications.

- RXv3 Core 160 MHz operation (6.01 CoreMark/MHz), Supports 2.7V~5.5V operation
- Program Flash up to 1 MB, High-speed flash memory with 120 MHz maximum read operation
- Enhanced Analog 12-bit A/D Converter x 3 units, 6-channel Comparators, 6-channel Pseudo-Differential PGA
- Generating three-phase complementary pulse width modulation (PWM) output for up to 3~4 motors
- Renesas' Trusted Secure IP (TSIP) provides secure firmware updates and encrypted communication with a track record of CAVP certification

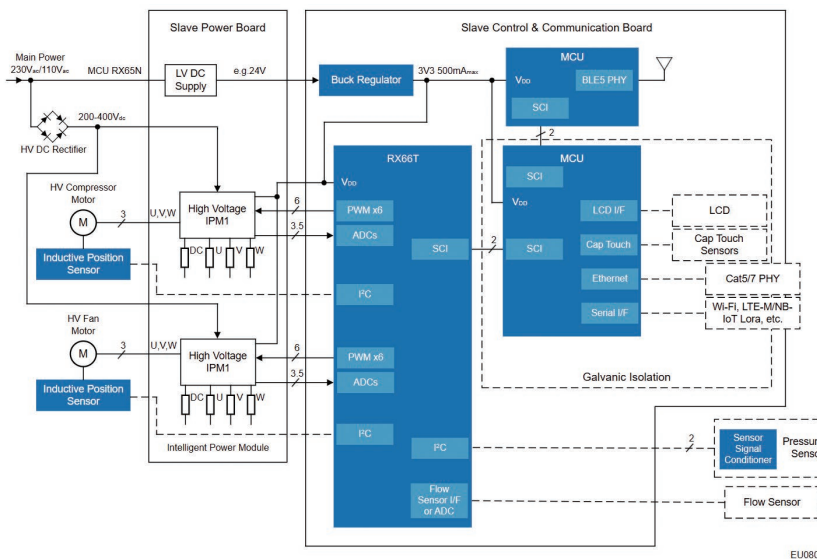


### Block Diagram

#### RXv3 Core 160MHz (Single - precision FPU), Power Voltage: 2.7 to 5.5V



### Use Case: Smart HVAC Control with Integrated Slave Actuator



The slave actuator unit controls a fan or HVAC system in a specific room or section of a home or building by executing commands from the master actuator. It manages various fan controls, including the RPM of a brushless DC (BLDC) fan motor, airflow direction, flow sensor measurements, and electrical heater settings from 0% to 100%. When controlling an HVAC system, the actuator may incorporate additional sensors and outputs for enhanced control, such as the RPM of a BLDC compressor motor and a compressor pressure sensor. A user interface, through capacitive touch, push buttons, or an LCD, displays local values and allows data entry.

#### System Benefits:


- Operates with low power consumption, achieving microampere-level averages while maintaining connectivity.
- Eliminates the need for additional wiring, simplifying installation and reducing costs.
- Features automatic routing without the need for setup, enhancing ease of use.
- Offers scalable speed versus range, providing flexibility for extended range or increased speed depending on location.
- Supports power supply options from building control systems, including 230VAC, 110VAC, or 24VDC.



## RX26T Group: 32-bit Microcontroller Optimized for Dual-Motor and PFC Control

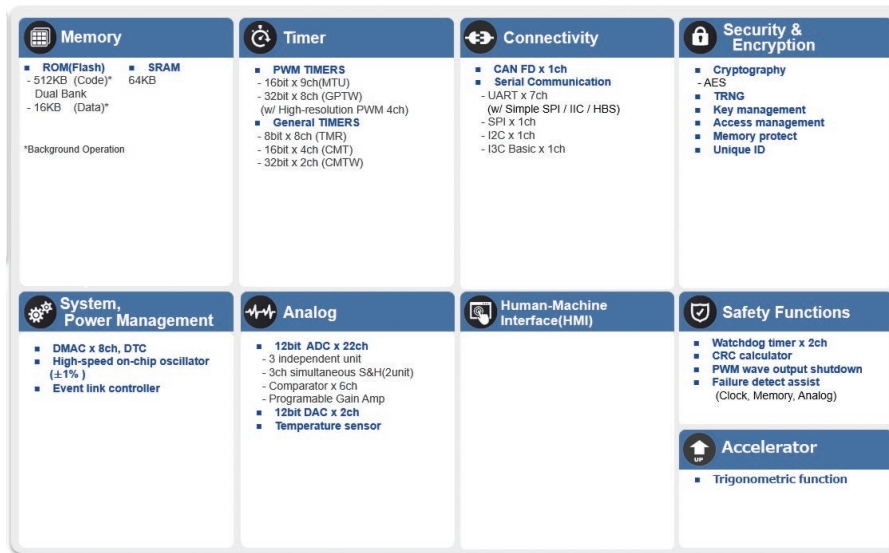
RX26T Group microcontrollers are 5V-compatible products which provide dual-motor control using Field Oriented Control (FOC) and Power Factor Correction (PFC) control on a single chip.

- Industry-leading real-time performance: RXv3 core operating at 120 MHz, 120 MHz with no-wait flash memory access
- 5V power supply support: High noise immunity and dynamic range of analog inputs
- Dual motor support with FOC and PFC control on a single chip: 120 MHz PWM (2 channels of three-phase complementary + 2 channels of single-phase complementary), three 12-bit ADCs
- Board miniaturization/BOM reduction: built-in high-speed on-chip oscillator, small QFN packages (48-HWQFN: 7x7mm, 64-HWQFN: 9x9mm)
- Highly secure: dual-bank flash memory enables rewriting without halting the system; Trusted Secure IP-Lite reduces risk of information leakage
- High-speed communication: next generation CAN FD and I3C basic support

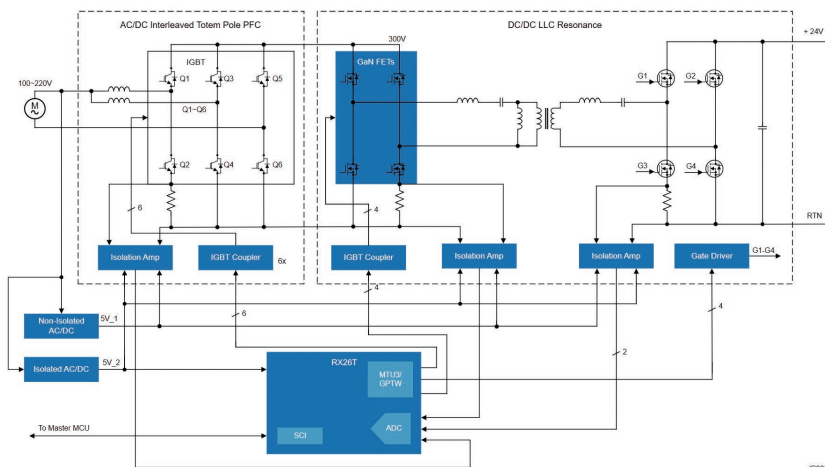


### Block Diagram

#### RXv3 Core 120MHz (Single - precision FPU), Power Voltage: 2.7 to 5.5V



### Use Case: Digital Power Conversion with Totem Pole Interleaved PFC



This platform provides a highly efficient AC/DC power supply essential for most industrial and telecom equipment. The totem pole PFC eliminates the typical diode bridge used to rectify the AC input, reducing energy loss. Interleaving improves efficiency further and produces a low-ripple DC output. Combining totem pole PFC with an LLC resonant DC/DC converter enables versatile AC/DC power supply applications.

#### System Benefits:


- Totem pole interleaved PFC provides high efficiency and low ripple.
- High-efficiency LLC resonant DC/DC converter can support a wide range of output voltages.
- High-performance MCU with dedicated peripherals ensures advanced power control and protection with high-end algorithms.



## RX24T/RX24U Group: 32-Bit Microcontroller with On-Chip FPU Enable to Drive Two Motors Simultaneously

The RX24T/RX24U Group is a 32-bit microcontroller suited for dual inverter control that has a built-in Floating-Point Unit (FPU) which enables it to easily program complex inverter control algorithms.

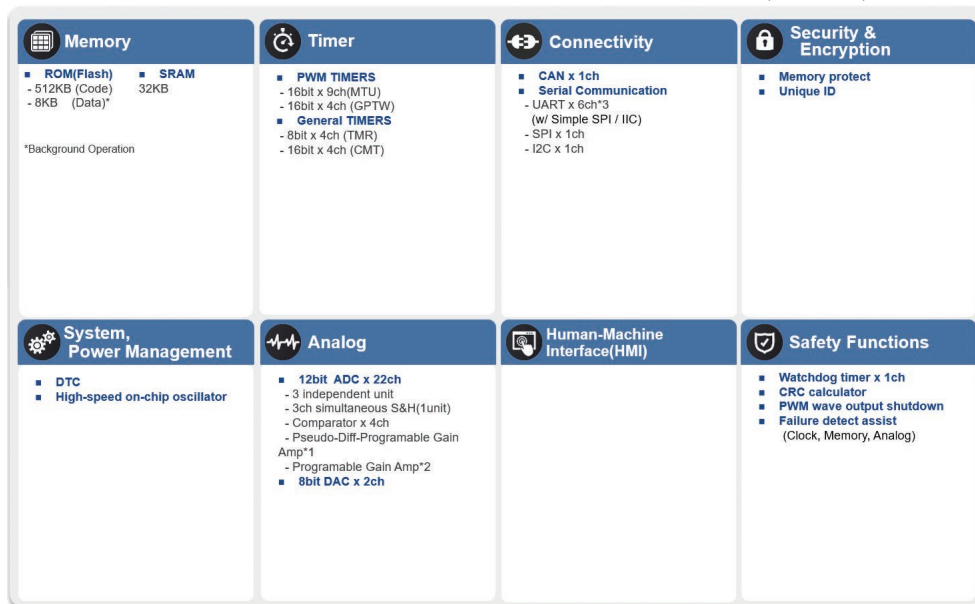
- RXv2 CPU core with operating frequency of 80 MHz and performance of 5.05 CoreMark/MHz
- On-chip FPU eliminates need for overflow processing when performing fixed-point arithmetic operations and contributes to more readable software code
- Support for a wide range of power supply voltages from 2.7V to 5.5V. Offering 5V support provides a high level of noise tolerance
- Incorporates MTU3/GPT timer module for inverter control. The timer counter clock operates on a high-speed clock frequency equal to the CPU's operating frequency, making it easy to generate complementary PWM output with dead time that is required for inverter control
- Channel-dedicated sample and hold function enables simultaneous sampling of three phase current values, eliminating the need for error correction and lightening the software load
- On-chip peripheral functions such as 8KB on-chip data flash, PGA(Pseudo-Diff type in RX24U) and comparator reduce the need for peripheral components



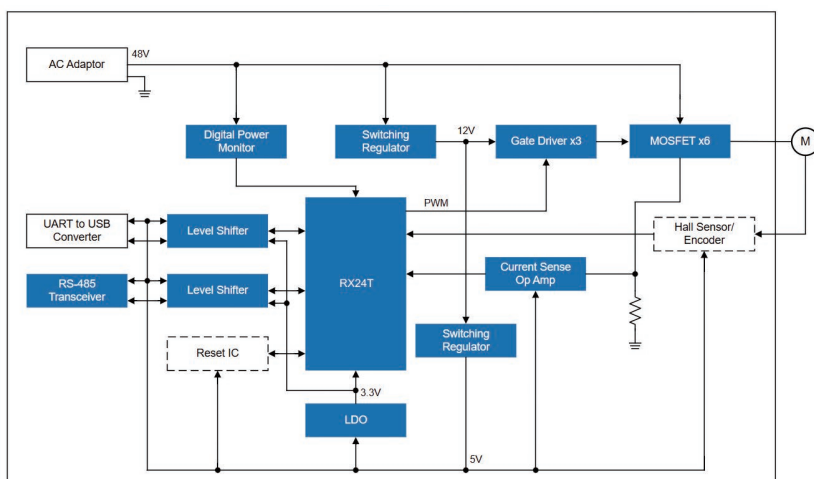
### Block Diagram

#### RXv2 Core 80MHz (Single - precision FPU), Power Voltage: 2.7 to 5.5V

\*1: RX24U only \*2: RX24T only \*3: RX24T has 3 ch



### Use Case: 48V BLDC Motor Position Control



US043

BLDC motor applications have been increasing rapidly due to the demand for smaller, high-efficiency products. The core of a BLDC motor design is a robust and reliable motor control circuit paired with a versatile MCU for a safe control algorithm. Key components of a motor control circuit include a MOSFET driver, versatile MCU, voltage regulators, cell balancer, and battery charger. This 48V position control system integrates these components to deliver precise and efficient motor control for various industrial applications.

#### System Benefits:

- Utilizes an ultra-low power MCU for energy efficiency.
- Offers a fast wake-up time of 4μs for responsive control.
- Features an integrated 12-bit ADC with an op amp and comparator.
- Provides accurate cell balancing and monitoring with customer-programmable EEPROM for customization.






## RX23T Group: 32-bit Microcontroller with Floating Point Unit (FPU) Ideal for Controlling a Single Inverter

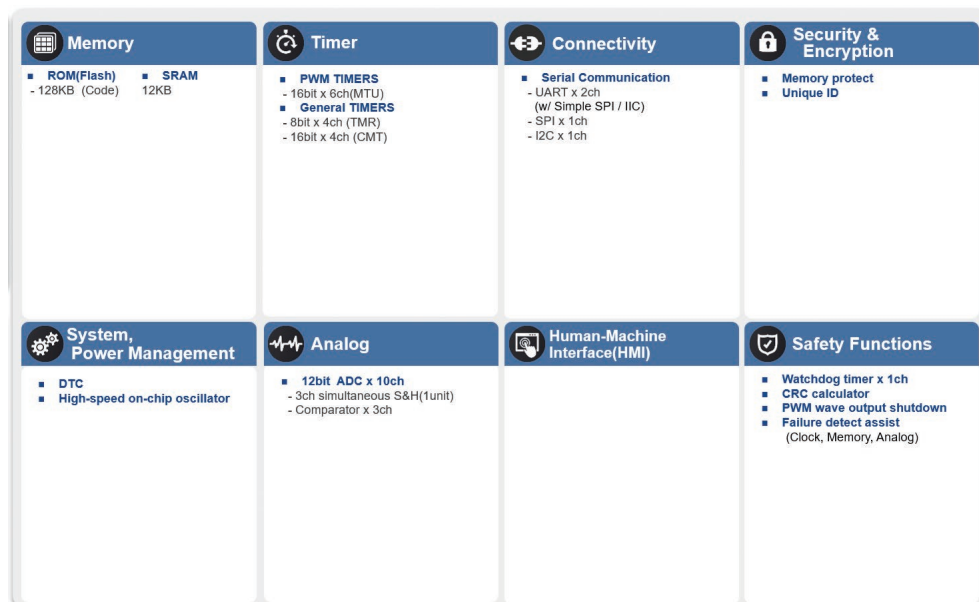
The RX23T Group is a 32-bit microcontroller suited for single motor/inverter control and operate in a broad voltage range from 2.7V to 5.5V, which is useful for inverter control.

- RXv2 CPU core with operating frequency of 40 MHz and performance of 5.05 CoreMark/MHz
- On-chip FPU eliminates need for overflow processing when performing fixed-point arithmetic operations and contributes to more readable software code
- Support for a wide range of power supply voltages from 2.7V to 5.5V. Offering 5V support provides a high level of noise tolerance
- Incorporates MTU3 timer module for inverter control. The timer counter clock operates on a high-speed clock frequency equal to the CPU's operating frequency, making it easy to generate complementary PWM output with dead time that is required for inverter control
- Channel-dedicated sample and hold function enables simultaneous sampling of three phase current values, eliminating the need for error correction and lightening the software load

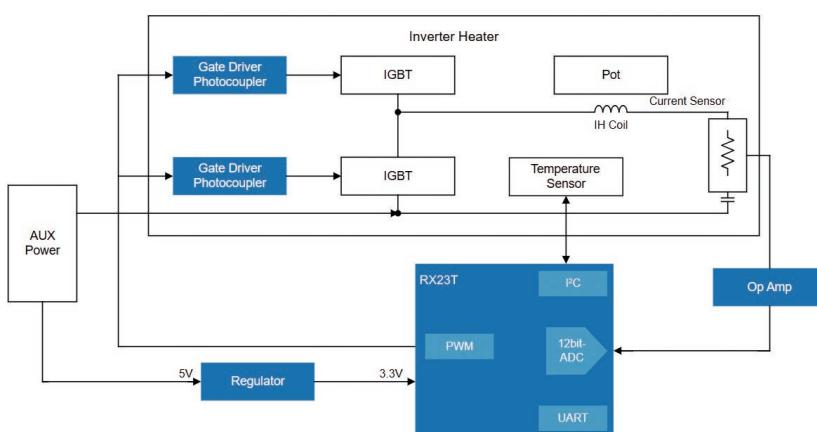


### Block Diagram

#### RXv2 Core 40MHz (Single - precision FPU), Power Voltage: 2.7 to 5.5V



### Use Case: Induction Heating Cooker



Induction Heat (IH) cooking is gaining popularity due to its low power requirements and safety advantages. IH cooking models capable of accommodating all types of metallics are now available and ideal for the "all-electric" home. These appliances require high-performance MCUs to control the heating process and need advanced controls such as touch displays which are now rapidly becoming the standard, as they are easy to use and easy to clean.

#### System Benefits:

- The RX23T is designed for complex inverter control algorithms for IH control and inverter heaters



## RX13T Group: 32-bit Microcontrollers for Single Motor control; Reduces Footprint and BOM

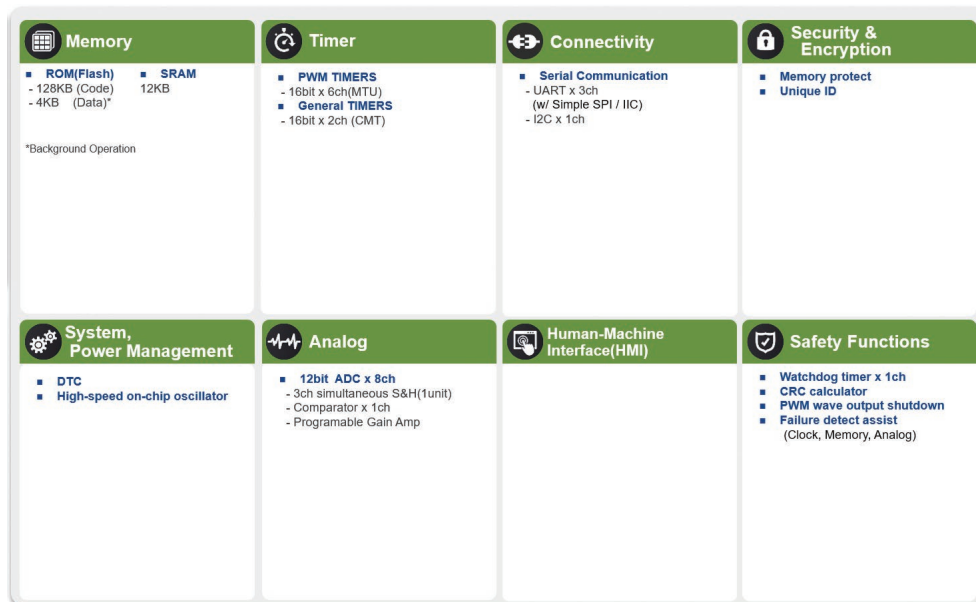
The RX13T Group of microcontrollers is equipped with the proven RX Family RXv1 core operating at 32MHz, a floating point unit (FPU), an inverter control timer, and a 12-bit A/D converter, allowing high-efficiency inverter control of brushless DC motors with one device.

- RXv1 CPU core with operating frequency of 32 MHz and performance of 3.42 CoreMark/MHz
- On-chip FPU eliminates need for overflow processing when performing fixed-point arithmetic operations and contributes to more readable software code
- Support for a wide range of power supply voltages from 2.7V to 5.5V. Offering 5V support provides a high level of noise tolerance
- Incorporates MTU3 timer module for inverter control. The timer counter clock operates on a high-speed clock frequency equal to the CPU's operating frequency, making it easy to generate complementary PWM output with dead time that is required for inverter control
- Channel-dedicated sample and hold function enables simultaneous sampling of three phase current values, eliminating the need for error correction and lightening the software load
- On-chip peripheral functions such as 4KB on-chip data flash, three-channel PGA, three-channel comparator, and high-speed on-chip oscillator (HOCO, accuracy of  $\pm 1.0\%$ ) reduce the need for peripheral components

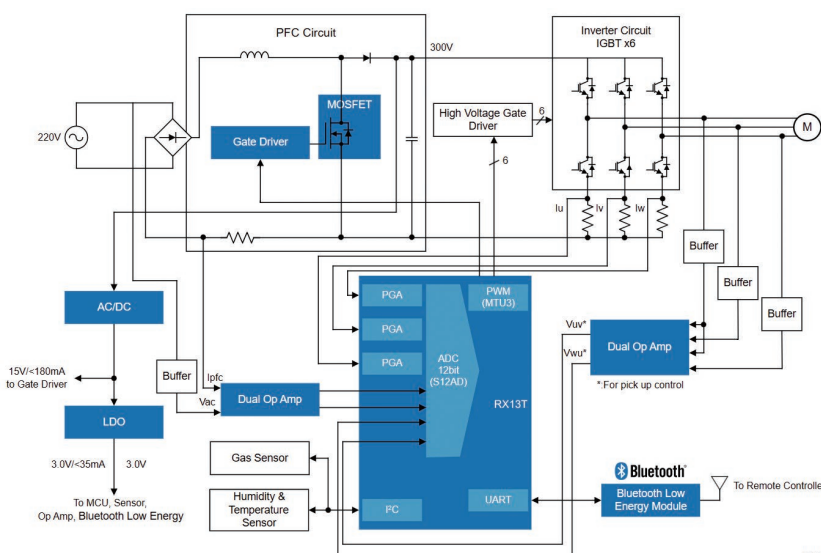


### Block Diagram

#### RXv1 Core 32MHz (Single - precision FPU), Power Voltage: 2.7 to 5.5V



### Use Case: Smart BLDC Ceiling Fan with PFC



JP190

This compact, high-performance ceiling fan system is designed for next-generation home appliances, integrating advanced motor control and power factor correction (PFC) within a simplified architecture. Built around a high-efficiency 32-bit MCU, it supports sensorless vector control for BLDC motors and delivers robust PFC performance, ensuring reliable operation under variable load conditions.

#### System Benefits:

- Features a compact and high-performance motor control and PFC block powered by MCU.
- Utilizes efficient BLDC motor drive with sensorless vector control.
- With support for sensorless vector control for BLDC motors and robust PFC performance, the system enables reliable operation from low to high-speed rotation.

# RX-E Products

## Features of the RX-E Products

### High-precision AFE and MCU on a single chip

- 24-bit delta-sigma ADC
- Fully differential PGA
- 32MHz RXv2 CPU core

### Ample peripheral functions

- DAC
- Excitation current source
- Integrated voltage reference source
- BIAS voltage generator circuit
- On-chip temperature sensor

### Variety of communication interfaces

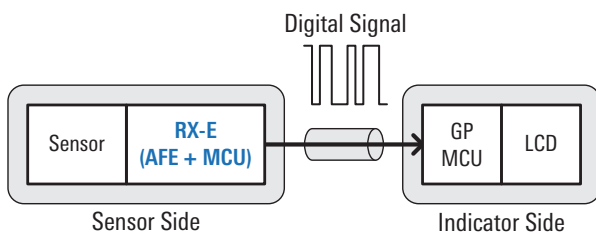
- CAN
- SPI
- UART
- I<sup>2</sup>C

### Various solutions

- Thermocouple
- Resistance temperature detector
- Load cell
- Force sensor
- Analog input module

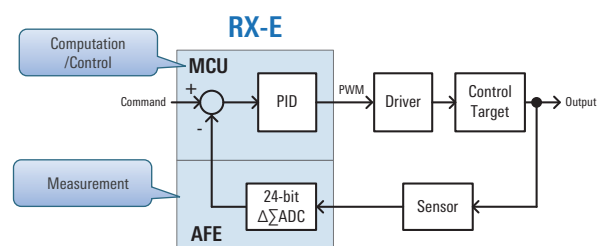
## Digitalizing Sensor Modules By Compact Circuit

The RX-E products, integrating a high-precision AFE and a high-performance RX CPU onto a single chip, can realize intelligent digital sensors that balance digitalization and miniaturization.



## Measurement, Computation/Control Into A Single Chip

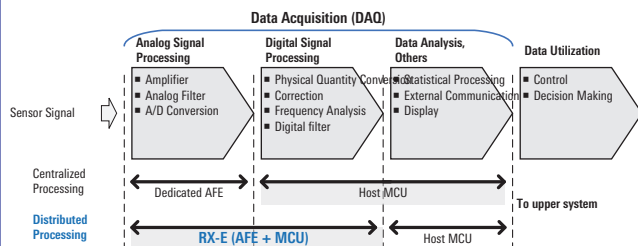
The roles of dedicated AFE and general-purpose MCU combine into one chip RX-E products. No need to handle communication between the AFE-MCU and easy to synchronize measurement and control cycles.



## Data Acquisition (DAQ\*) and Distributed Processing

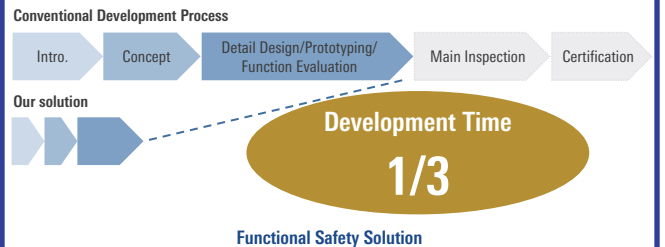
Distribute analog/digital signal processing on the sensor side and reduce the processing load on the host MCU.

\*DAQ: A function that collects, analyzes, and displays data from various sensors



## Connectivity and Industrial Functional Safety Support

Support connectivity such as IO-Link and wireless (Wi-Fi, Bluetooth) aligning with the advancement of sensor intelligence. Also compile with functional safety requirements such as the European standard (IEC61508)



## RX-E Lineup

### RX23E-A

32KHz, 256KB Flash, 32KB SRAM, 8KB Data Flash  
40/48-pin

RXv2

24 bit delta-sigma × 2units

Fully-differential PGA

Up to 15.6ksps

Excitation current Source × 4 channels

Integrated voltage Reference source

BIAS voltage Generator circuit

On-chip Temperature sensor

### RX23E-B

32KHz, 256KB Flash, 32KB SRAM, 8KB Data Flash  
40/48/64/80/100-pin

RXv2

24 bit delta-sigma

Fully-differential PGA

16 bit DAC

Up to 125ksps

Excitation current Source × 2 channels

Integrated voltage Reference source

BIAS voltage Generator circuit

On-chip Temperature sensor

### Common functions

Single precision FPU

5V Power Supply

12-bit ADC

CAN



## RX23E-A Group: Built-in Analog Front End Ideal for Advances Sensing and Measurement

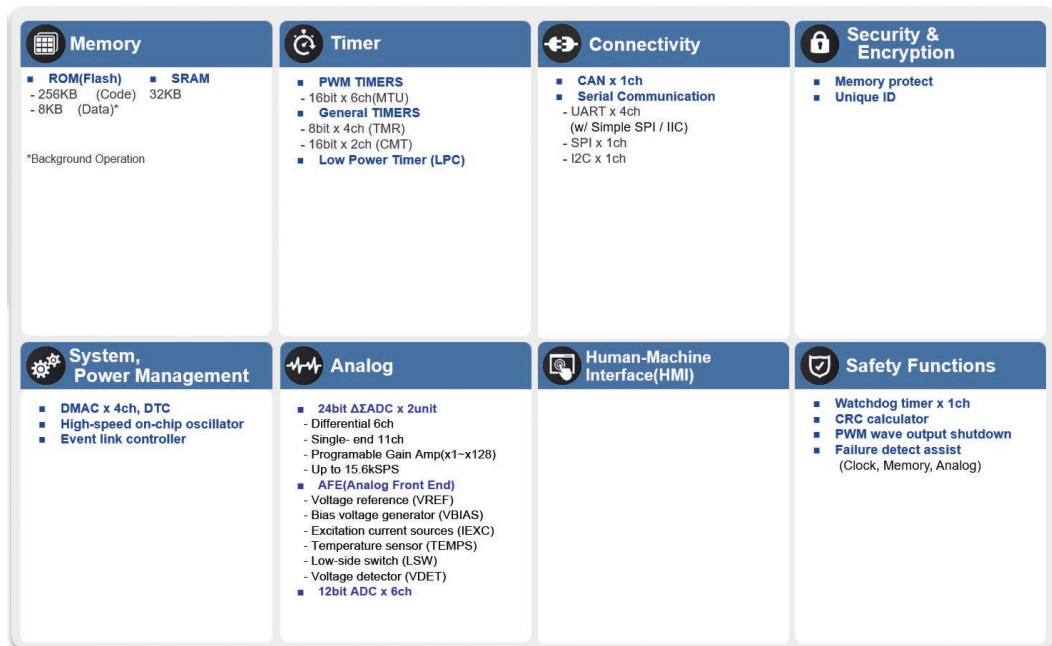
RX23E-A group MCUs are equipped with an analog front-end that can measure temperature, pressure, flow, and weight with high accuracy, making it ideal for high-precision sensing, test and measurement equipment. The CPU is equipped with an RXv2 core that excels in DSP/FPU operations, enabling high-accuracy measurement, control and communication with a single chip.

- 2units of 24-bit delta-sigma A/D converter: Up to 23-bit effective resolution, programmable data rate 7.6sps to 15.6ksps
- PGA: Rail-to-rail analog input, Gain 1 to 128, offset drift 10nV/°C, gain drift 1ppm/°C
- Voltage reference: low drift 10ppm/°C with good temperature stability
- Excitation current source: Matched programmable current source
- CPU: 32-bit RXv2 (32MHz), DSP/FPU for digital signal processing
- Interface: SPI × 1ch, UART × 4ch, I<sup>2</sup>C × 1 ch, CAN × 1ch

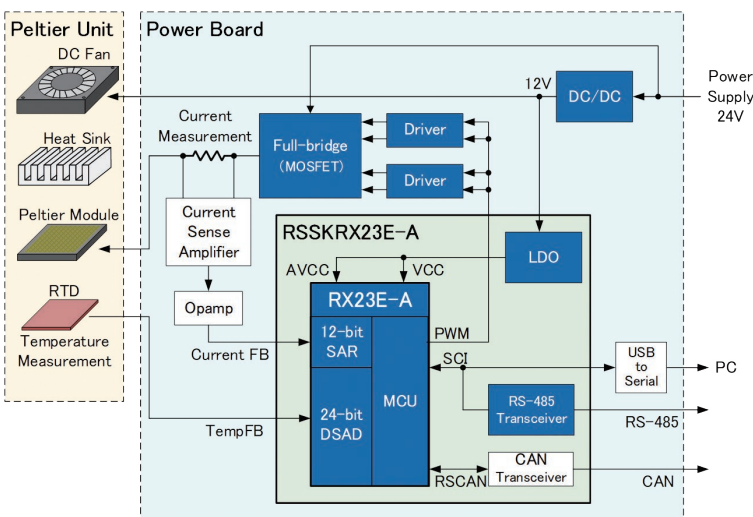


### Block Diagram

**RXv2 Core 32MHz (Single - precision FPU), Power Voltage: 1.8 to 5.5V, AVCC0 = 2.7 to 5.5V**



### Use Case: Peltier Cooler System



The Peltier cooler is a device for heating and cooling that utilizes a phenomenon called the Peltier effect, in which heat is transferred by the flow of current between two different metals. The Peltier cooler has features such as easy switching between heating and cooling depending on the direction of current, no mechanical drive, no vibration and noise, and high-precision and quick-response temperature control. It is used in various fields such as food, chemistry, optics, and medical use. The built-in high-precision 24-bit delta-sigma AD converter in RX23E-A MCU is capable of highly accurately measuring and controlling temperature with a single chip.

#### System Benefits:

- Combining MCU and high-precision analog front end (AFE) on a single chip makes an external dedicated AFE unnecessary, thereby reducing the BOM cost and the board mounting area.
- The RX v2 core enables to speed up filter operation and PID control operation using FPU.



## RX23E-B Group: Integrated 24-Bit Delta-Sigma A/D Converter up to 125kSPS

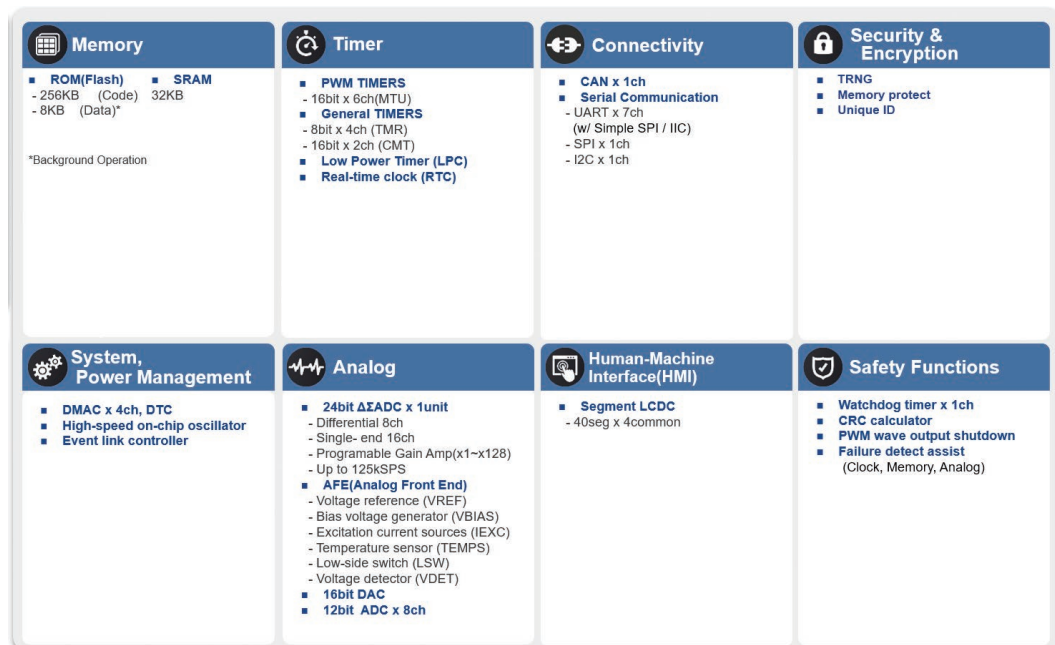
RX23E-B group MCUs are equipped with a high-speed and low-noise 24-bit delta-sigma A/D converter that can measure strain, temperature, pressure, flow, current, voltage, etc. at high-speed and with accuracy. RX23E-B's 24-bit delta-sigma A/D converter has been improved compared to RX23E-A. The maximum data rate is 125kSPS, which is 8 times faster than RX23E-A. The RMS noise has been reduced to about 1/3 of that of RX23E-A. RX23E-B also has an integrated 16-bit D/A converter and +/-10V high-voltage analog input circuit, reducing the overall BOM and footprint. The CPU is equipped with an RXv2 core that excels in DSP/FPU operations, enabling high-precision measurement, control, and communication on a single chip.

- 24-bit delta-sigma A/D converter: Up to 24-bit effective resolution, programmable data rate 3.8kSPS to 125kSPS
- PGA: Rail-to-rail analog input, Gain 1 to 128, offset drift 4nV/°C, gain drift 1ppm/°C
- 16-bit D/A converter: DNL=±1LSB, INL=±5LSB
- CPU: 32-bit RXv2 (32MHz), DSP/FPU for digital signal processing
- Interface: SPI × 1ch, UART × 4ch, I<sup>2</sup>C × 1ch, CAN × 1ch

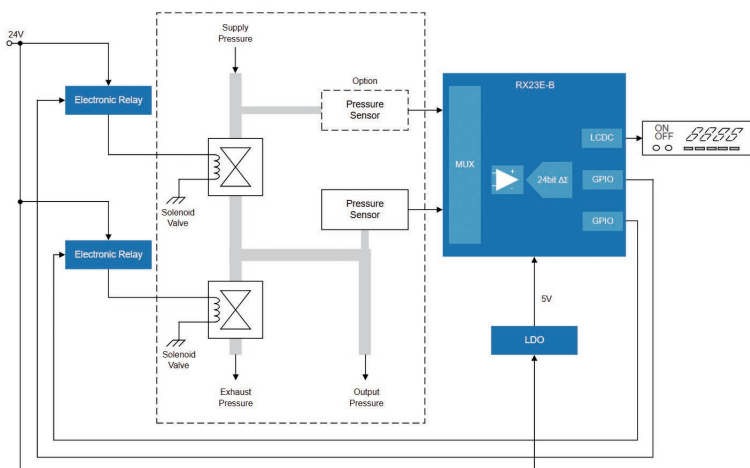


## Block Diagram

### RXv2 Core 32MHz (Single - precision FPU), Power Voltage: VCC = 1.8 to 5.5V, AVCC0 = 4.5 to 5.5V



## Use Case: Industrial Pressure Control System



Pressure control systems are essential in various industrial applications, such as pressure calibrators, electro-pneumatic regulators, and flow control systems. These systems consist of solenoid valves, pressure sensors, and a controller, the pressure is controlled by opening and closing the solenoid valves according to the set pressure. RX23E-B with a high-precision analog front end provides precise pressure control with a minimum of components.

### System Benefits:

- Integrating the MCU and high-precision analog front end (AFE) into one chip eliminates the need for an external dedicated AFE, reducing BOM costs and board mounting area.
- Achieves high accuracy and fast response by speeding up filter calculations and PID control calculations using the FPU of the RX v2 core.

# Development Environment

Renesas supports customers through all stages of the development of their applications by supplying integrated development environments, RTOS, middleware, and programming tools that dramatically enhance the development process. These development tools, combined with evaluation kits and assistance tools specifically for the RX Family, enable you to accomplish coding, building, and debugging tasks quickly and easily, while helping to reduce system development time.


Evaluation	Development	Mass production
<p><b>Evaluation versions</b></p> <p>Evaluation versions of tools, sample software, application notes</p> <p>Recommended for users getting started developing MCU applications</p> <p>CK-RX65N for IoT application development</p> <p>A growing selection of starter kits you can start using immediately</p> <p>Envision Kit for LCD application development</p> <p>Evaluation Kit (EK)</p>	<p><b>Integrated Development Environment and Source Code Editor</b></p> <p>e<sup>2</sup> studio IAR Embedded Workbench® for RX</p> <p>Visual Studio Code (Source Code Editor) CS+</p> <p><b>Compilers</b></p> <p><b>RENASAS</b> Renesas C/C++ Compiler Package for RX Family (CC-RX) (node locked and floating license versions)</p> <p>Original compilers from IAR Systems generate code that leads the industry in speed and compactness.</p> <p><b>GNU Tools</b> GNU compilers are available for RX Family MCUs.</p>	<p><b>Smart configurator</b></p> <p>Automatic generation of peripheral function settings</p> <p><b>QE (Quick and Effective tool)</b></p> <p><b>Middleware</b></p> <p>Embedded Target for RX Family (Model-Based Development Environment)</p> <p>E2 Emulator Lite</p> <p>E2 Emulator</p> <p><b>Debug and Parameter Settings</b></p> <p>QE for Current Consumption</p> <p>QE for Capacitive Touch</p>
		<p><b>Renesas Flash Programmer</b></p> <p>PG-FP6</p> <p>Also supported by debuggers and programmers from Segger.</p>

RX has prepared videos explaining each development environment.

Click here for details

Link: [RX Family Software & Tool](#)

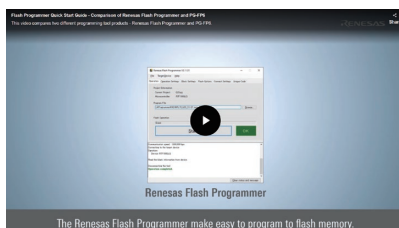
In these videos, you will learn about solutions, software, and tools for the Renesas RX family of MCUs. these videos introduce the Renesas development environment in an easy-to-understand manner to start your development.



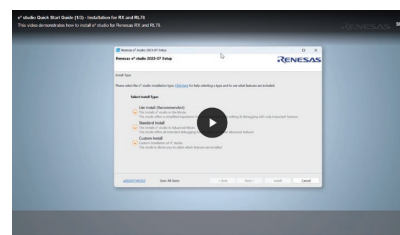
[Quick Start Guide - Tool & Software Introduction for RX | Renesas](#)



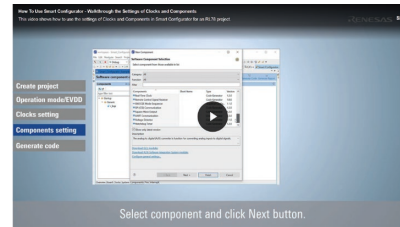
[Renesas Emulator Selection Guide for RX | Renesas](#)



[Flash Programmer Quick Start Guide - Comparison of Renesas Flash Programmer and PG-FP6 | Renesas](#)



[e<sup>2</sup> studio Quick Start Guide \(1/3\) - Installation for RX and RL78 | Renesas](#)



[How To Use Smart Configurator - Walkthrough the Settings of Clocks and Components | Renesas](#)



[QE Solution for Reducing Effort and Cost in Application Development | Renesas](#)

## RX Family General-Purpose Kits

The RX Family general-purpose kits enable users to effortlessly evaluate the features of different RX MCU Groups and quickly develop sophisticated IoT & embedded systems prototyping. A wide range of line-up from entry, basic kit to full-evaluation offer numerous options suitable for various needs. All are supported by RX Driver Package, Renesas IDE e<sup>2</sup> studio and 3rd IDE like IAR Embedded Workbench.


- Allow quick evaluation with built-in features and customization options with full I/Os access and connectors to seamless integration with expansion boards.
- Include on/off-board debuggers and programmers.
- Offer numerous sample projects and demos to kick-start the evaluation and development.
- Provide comprehensive application note and supplement document, in both English and Japanese. Design data is available to reference for customization.

## Product Lineup

RX Kit Portfolio	RX700 Series	RX600 Series	RX200 Series	RX100 Series
<b>Target Board (TB)</b> <b>Fast Prototyping Board (FPB)</b> <ul style="list-style-type: none"> <li>■ Low-Cost kit for first-time customers</li> <li>■ All MCU pin access</li> <li>■ On-board debugger</li> <li>■ 2 Pmods/Arduino Uno R3 *1</li> </ul>		TB-RX65N TB-RX660 TB-RX66N TB-RX671	TB-RX231 TB-RX23W TB-RX23W Module FPB-RX261	TB-RX130 TB-RX140 FPB-RX140
<b>Evaluation Kit (EK)</b> <ul style="list-style-type: none"> <li>■ Rich-Featured evaluation kit</li> <li>■ Specific function for try out MCU features</li> <li>■ Both On-board/external debugger supported</li> </ul>		EK-RX671	EK-RX261	
<b>Renesas Starter Kit (RSK)</b> <ul style="list-style-type: none"> <li>■ All-in-One evaluation kit</li> <li>■ Rich connectors for evaluating all MCU features</li> <li>■ Standalone emulator E2/E2-Lite</li> <li>■ Pmod-type TFT-LCD</li> </ul>	RSK-RX72M RSK-RX72N RSK-RX72T	RSK-RX65N RSK-RX660 RSK-RX66T RSK-RX671	RSK-RX231 RSK-RX23T RSK-RX24T RSK-RX24U	RSK-RX111 RSK-RX113 RSK-RX130 RSK-RX140


\*1: Target Board has one Pmod

## Board Image




TB-RX140

Target Board



FPB-RX140

Fast Prototyping Board



FPB-RX261



EK-RX261

Evaluation Kit



EK-RX671



RSK-RX72N

Renesas Starter Kit


A lineup of all kits including solution kits is available.  
 Click here for details.

Link: [renesas.com/rx/kits](https://renesas.com/rx/kits)

## Integrated Development Environment

Renesas have prepared an integrated development environment that strongly supports the entire embedded system development. You can choose from an open source-based environment with various expansion functions, an original Renesas development environment, or a partner-made environment according to your usage scenario.

e<sup>2</sup> studio



This development environment based on Eclipse provides a large number of functions and is a popular choice among users developing for RX the world over. A variety of compilers are supported, and you can create projects using simple operations.

IAR Embedded Workbench® for RX



This is the C/C++ integrated development environment most broadly used internationally as a high-performance and highly reliable commercial tool for embedded software development. All functions are integrated seamlessly to maximize development efficiency. The static response analysis and dynamic response analysis add-ons provide a low-cost way for developers to dramatically increase the quality of their code.

Visual Studio Code (Source Code Editor)



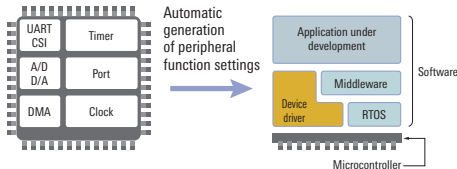
[Visual Studio Code](#) from Microsoft, available on [Microsoft Visual Marketplace](#), provides build and debug functions (extensions) for developing applications using Renesas MCUs.

CS+



This package provides access to basic software tools with a single install. Recommended for users looking for a convenient way to make use of basic functions. For new products, we will focus on e<sup>2</sup> studio for RX, but will continue to support existing products.

Renesas offers Solution Toolkits to provide for more efficient development. Each Solution Toolkit includes a variety of plug-ins that will assist in coding and the development of applications.

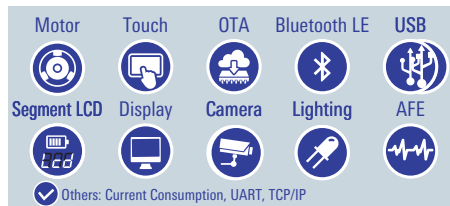


### Smart configurator

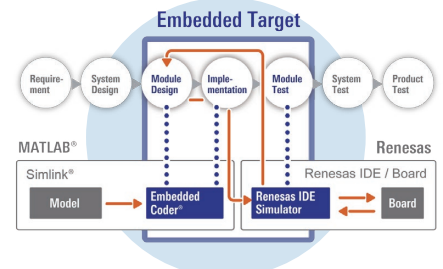
Tool that automatically generates device drivers

### Quick and Effective tool solution

QE tools allow you to just make simple setting to start developing your applications.



QE (Quick and Effective tool)



MATLAB®, Simulink®, and Embedded Coder® are registered trademarks of MathWorks, Inc.

### Embedded Target for RX Family (Model-Based Development Environment)

Links e<sup>2</sup> studio or CS+ with MATLAB® or Simulink® to assist customers with model-based development.



## Compiler

Renesas is preparing a range of compilers to maximize the performance of RX, from its own compilers to open source compilers from its partners.



Renesas C/C++ Compiler Package for RX Family (CC-RX) (node locked and floating license versions)

Provides powerful optimized features that help you realize the full performance potential of Renesas' proprietary RX CPU cores and boost development efficiency. A selection of compiler license formats are available.



Original compilers from IAR Systems generate code that leads the industry in speed and compactness.



GNU compilers are available for RX Family MCUs.

## Emulator

These on-chip debugging emulators can be also used as flash programmers. Execution address and data access break functions and on-chip trace function are supported.



**E2 Emulator Lite**

Entry-level model recommended for new users.

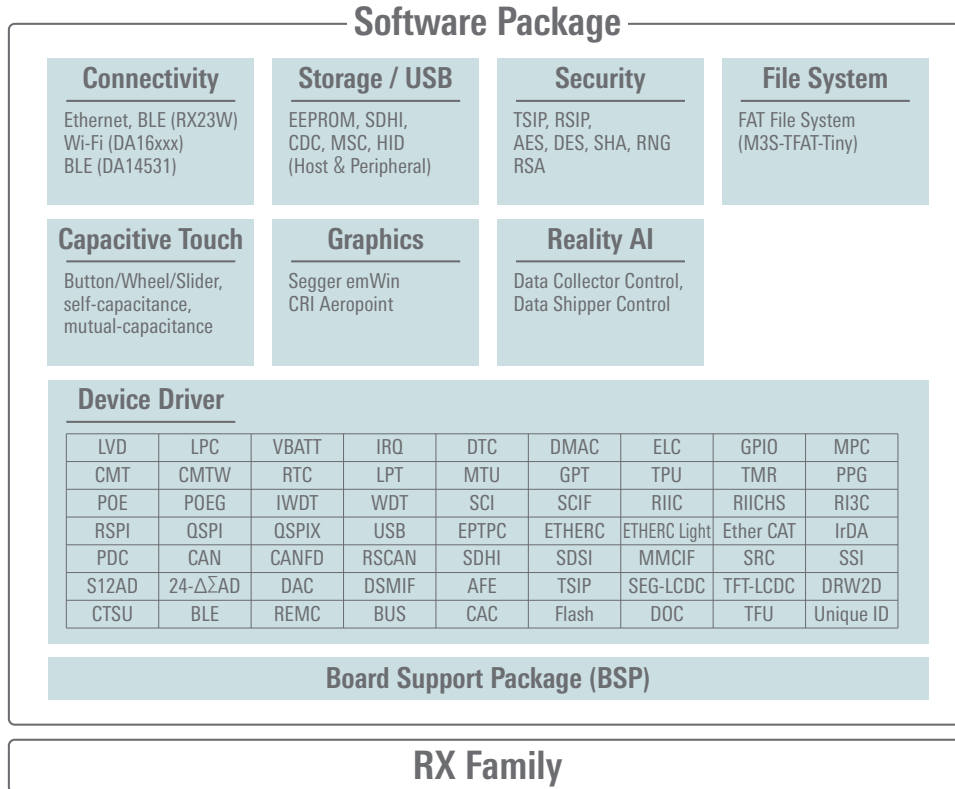


**E2 Emulator**

This model provides high functionality for enhanced development efficiency, with support for fast downloads and external trigger I/O.

## RX Driver Package

The RX Driver Package is a software package that enables use of peripheral function drivers, middleware, etc. Using this package contribute to reduced system development time for customers. Firmware Integration Technology (FIT) can be used on MCUs across the RX Family. By using e<sup>2</sup> studio or Smart Configurator, you can configure OS, drivers, middleware, and board-dependent code as user code templates. You can focus on the development of your applications.



### Benefits

- Two types of software packages that include peripheral drivers and middleware are available for the RX Family: the Code Generator and FIT software modules.
- The Code Generator automatically generates drivers from simple parameter settings made through its GUI. FIT software modules, on the other hand, are part of a set of modules compliant with the Firmware Integration Technology (FIT) specifications and provided in the Renesas Driver Package. Integrating these FIT software modules is also easy.
- The e<sup>2</sup> studio or CS+ IDE automatically downloads the RTOS, peripheral drivers, middleware, and board-dependent code from the repository on GitHub, which is used in handling the appropriate version control of the individual software modules.
- Provides flexibility in using bare-metal programming, included Azure RTOS, FreeRTOS and RI600V4(PX), your preferred RTOS, legacy code, and third-party ecosystem solutions

## QE (Quick and Effective) Tools Tailored for Many Application Types

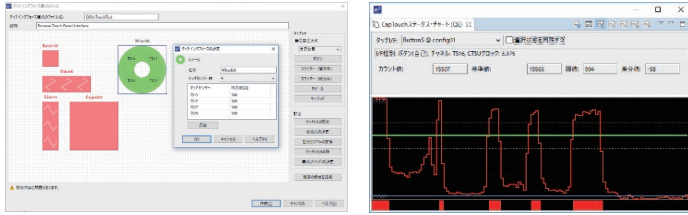
### Renesas Solutions and Tools that Lighten the Application Development Workload

#### QE (Quick and Effective) tool

QE development support tools add development knowhow (functionality) to applications within the integrated development environment, helping to minimize the application development workload.

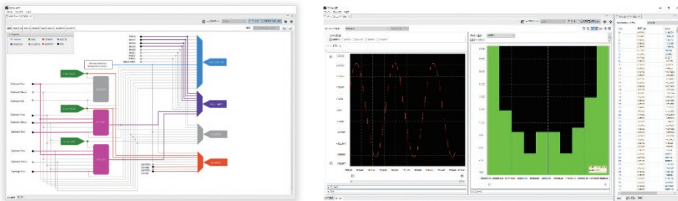
#### QE for Capacitive Touch Development Support Tool for Capacitive Touch Sensor Applications

This tool simplifies making initial touch interface settings and tuning sensitivity, reducing the time required for development.



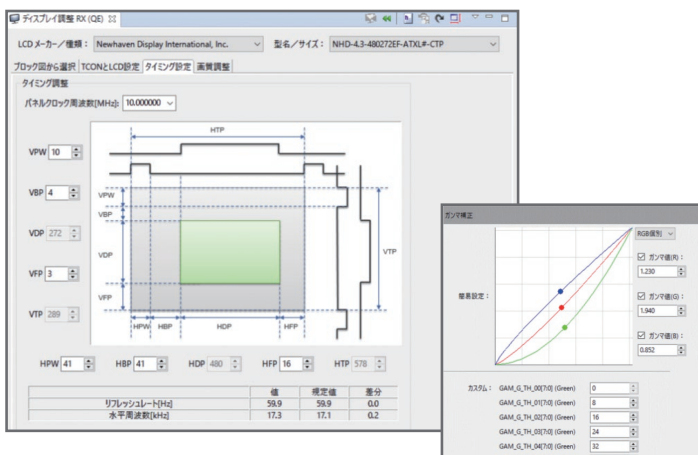
#### QE for AFE Development Support Tool with Analog Frontend Support

This tool lets you perform high-precision sensing adjustment while viewing circuit diagrams of the AFE configuration and make adjustments to analog signals without the need for an oscilloscope.



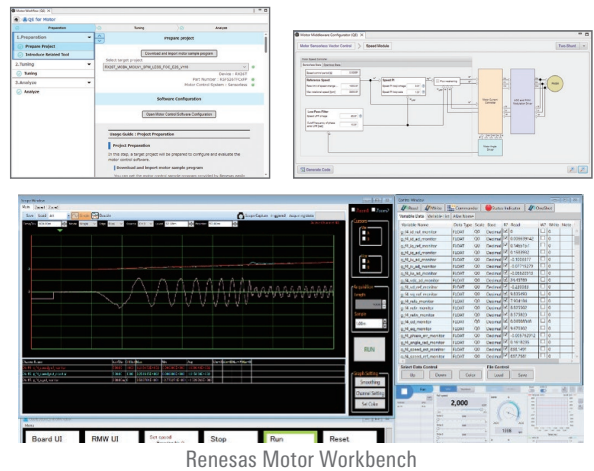
#### QE for Display Development Support Tool for Display Applications

This tool simplifies initial screen calibration of the display when using the MCU's on-chip LCD controller, reducing the time required for development. It also supports the use of an external LCD controller via a serial connection.



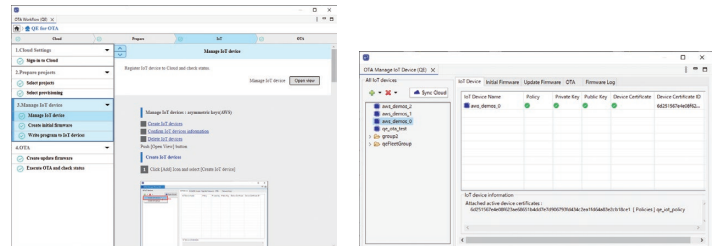
#### QE for Motor Development Support Tool for Motor Applications

This tool makes it easy to configure motor-related middleware and driver settings and to perform motor tuning and analysis. It lets you efficiently configure motor-related middleware and driver settings while checking block diagrams representing hardware configurations. Also, Renesas Motor Workbench automates the process of configuring settings, letting you get started with motor tuning and analysis right away.



#### QE for OTA: Development Assistance Tool for Firmware Update

This tool lets you easily try out the over the air (OTA) functions of leading cloud services such as AWS. You can use it to evaluate everything from creating firmware updates, uploading them to the cloud, and executing OTA updates. It is also compatible with AWS fleet provisioning. It is now possible to update the firmware of a Secondary MCU connected to the Primary MCU via UART, and to update the firmware without using the cloud.



#### QE for BLE Bluetooth® Low Energy Development Support Tool

This tool provides support for system development using the Bluetooth® Low Energy protocol stack, allowing you to try out its communication functions immediately and shortening the development time until deployment.

The Bluetooth® word mark and logos are registered trademarks owned by Bluetooth SIG, Inc. Any use of such marks and logos by Renesas Electronics is under license.

## Embedded Target for RX family (Model-Based Development Environment)

### Implementation from model to Renesas MCU is automated to streamline software development

Embedded Target (evaluation version) verifies algorithms to aid customers' model-based development by linking a Renesas integrated development environment (CS+ or e<sup>2</sup> studio) with MATLAB® or Simulink® from MathWorks.

Software development can be streamlined by automatically porting code for an embedded MCU and ensuring the state in which build and debug is performed in order to perform Processor-In-the-Loop simulation. The advanced analysis function of the Renesas integrated development environment is also useful for improving a model.

### Seamless development, from building an environment to verifying a model's performance

#### Automatically building a PILS\* environment

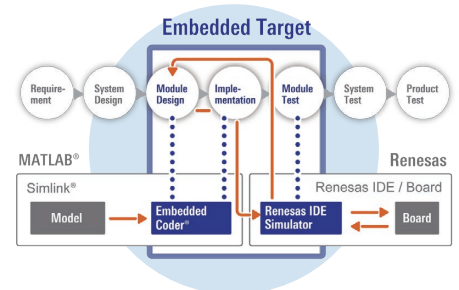
\*Processor In the Loop Simulation

Generate models for PILS from Simulink® models with one click.

A channel for communication between MATLAB® and the Renesas integrated development environment is built automatically.

#### Automatically generating a project for the Renesas integrated development environment

Embedded Coder® incorporates code generated from a verification model and automatically generates buildable/debuggable projects for CS+/e<sup>2</sup> studio.



MATLAB®, Simulink®, and Embedded Coder® are registered trademarks of MathWorks, Inc.

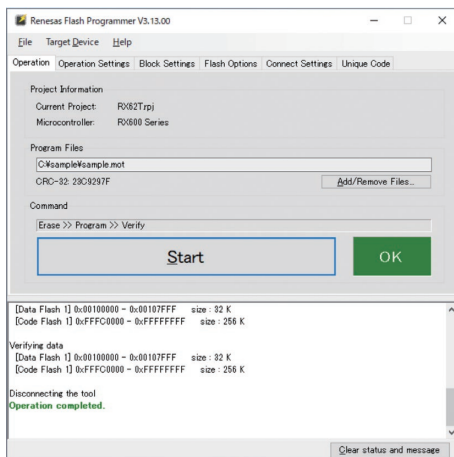
### Verifying a model's performance using a Renesas MCU or simulator

The actual equipment debugger or simulator function of CS+ or e<sup>2</sup> studio can be used for PIL simulation, and the analysis functions of CS+ or e<sup>2</sup> studio (including the execution time measurement function) can be used for model performance verification.

## Programming Tools

You can choose the model that best suits your needs, from development, prototyping, and small-scale programming to mass production.

Programming tools, including products from Renesas partner vendors



Renesas Flash Programmer  
flash memory programming software



PG-FP6  
standalone flash programmer

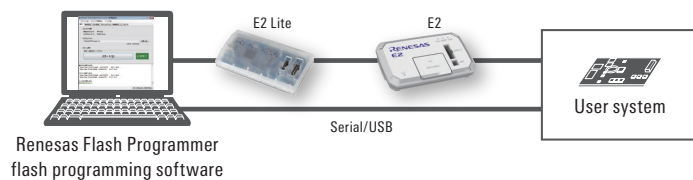


Also supported by debuggers and programmers from Segger.

### Programming controlled by a PC

#### [Renesas Flash Programmer flash programming software]

- Simple GUI specialized for programming
- Batch processing efficiently for programming large quantities at mass production
- PC-controlled programming using E2 emulator, E2 emulator Lite or serial/USB
- Ability to embed unique code

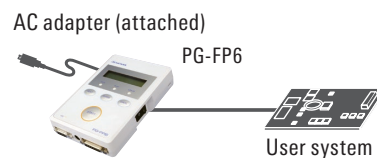


Renesas Flash Programmer  
flash programming software

### Programming controlled by a PC or stand-alone programming

#### [PG-FP6 flash programmer]

- Stand-alone programming
- Programming controlled by a PC using a dedicated GUI
- Ability to store settings for up to eight environments
- Ideal for use on the production line (command control, remote control)
- Ability to embed unique code



# Winning Combinations [↗](#)

## Speeding Up Application Design for Customers

### More Than 400 Winning Combinations for a Variety of Applications

Renesas offers comprehensive full-system solutions, featuring Winning Combinations of devices across our embedded processing, power, analog, and connectivity portfolios, to meet your application needs. With these engineering-vetted designs, you can take advantage of an elevated platform for your design ideas, accelerate your product development cycle, and lower overall risk to bring your designs to market.

Renesas continues to make available new Winning Combinations, including many featuring RX Family MCUs, one after another.

#### Key Technologies



Artificial Intelligence (AI)  
Functional Safety  
Gallium Nitride (GaN) Power  
Human Machine Interface (HMI)

Motor Control  
Security  
Tracking & Locationing  
USB

#### Industrial



Appliances  
Building Automation  
Industrial Automation  
Medical & Healthcare

Metering  
Motor Drives & Robotics  
Renewable Energy & Grid  
Retail, Automation & Payment

#### Consumer Electronics



Cameras  
Computing  
Home Entertainment

Power Adapters & Chargers  
Wearables

#### Communications Infrastructure



Cloud & Enterprise  
Memory

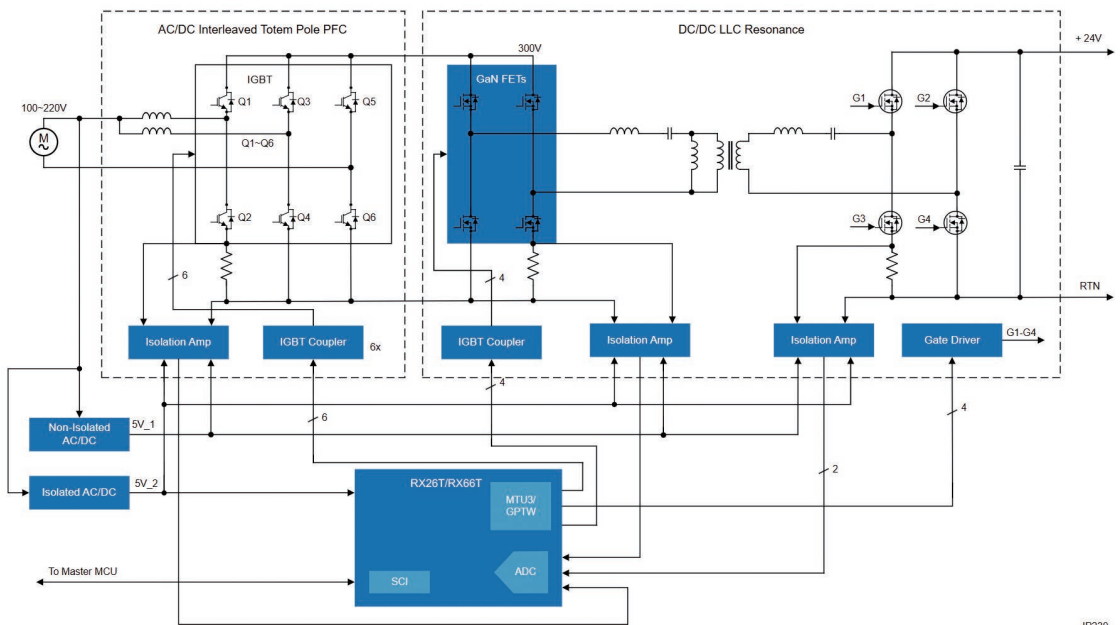
Networking & Fixed Access  
Wireless Infrastructure

### Example Winning Combination: Digital Power Conversion with Totem Pole Interleaved PFC

Easy-to-understand explanation of benefits

Easy-to-read block diagram

Easy access to related Renesas product pages



# Renesas Enabling Intelligence from the Cloud to the Edge and Endpoint Sustainably

Our comprehensive AI/ML developer stack transforms Vision, Voice, and Real-time Analytics applications. The extensive portfolios in sensing, connectivity, computing, and actuation, we cover all IoT layers. Our rich software, tools, solution offerings, and partner ecosystem provide the essential elements to accelerate your AIoT designs.

Real Time Analytics



Voice



Vision

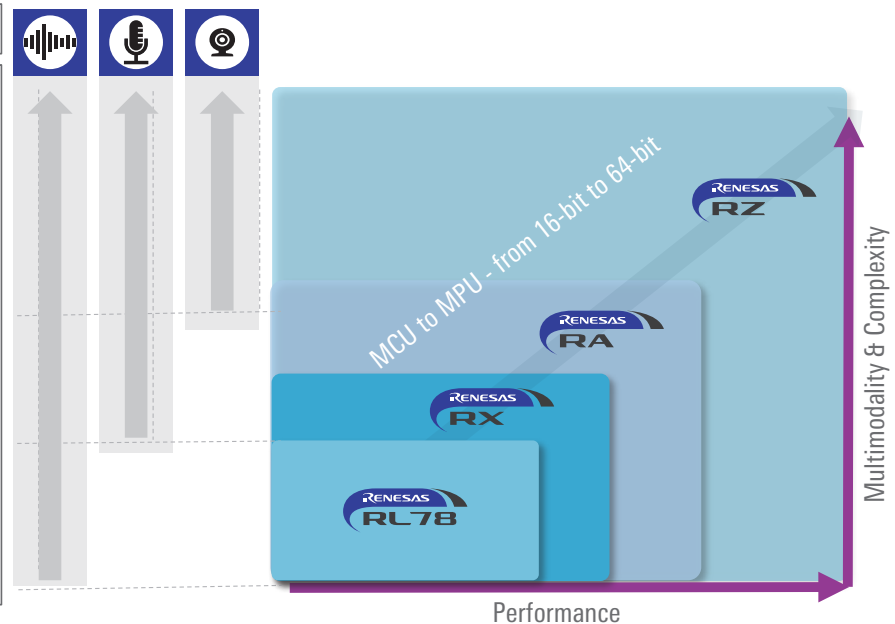
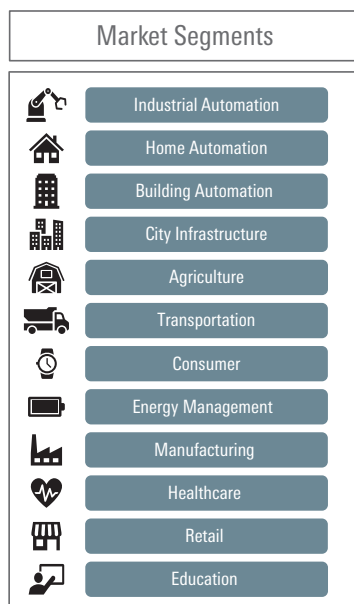
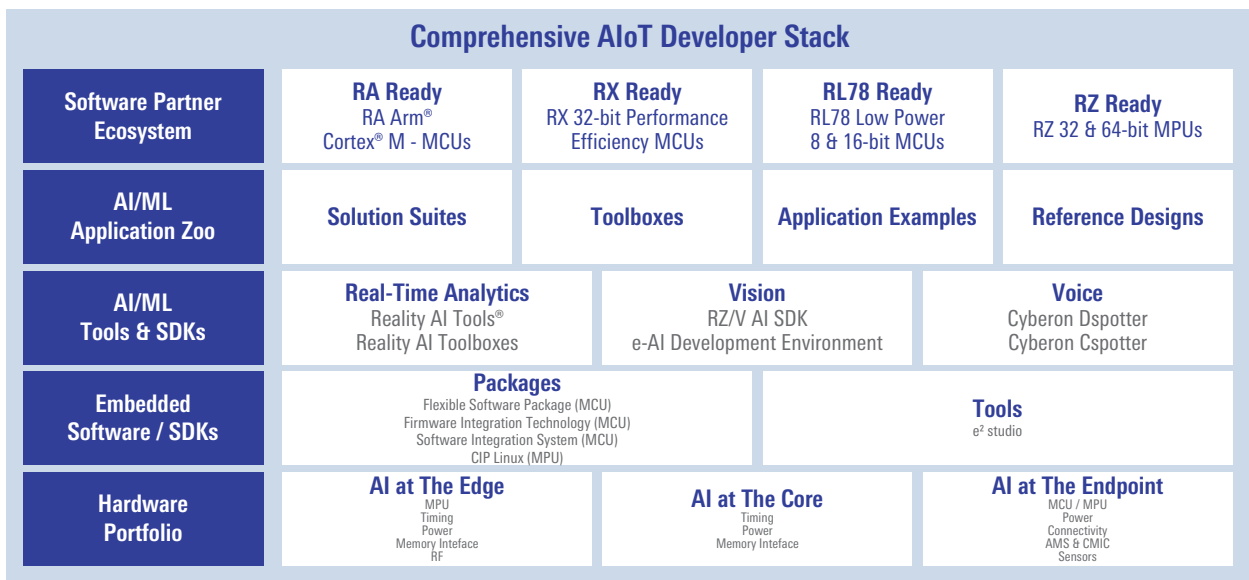


## Why Choose Renesas?

Comprehensive AI/ML developer stack for vision, voice, and real-time analytics use cases. Tools and workflows for multiple developer journeys (bring-your-own-model, transfer learning, bespoke consulting and more). Rich library of easy-to-find solutions (application examples, toolboxes, solution suites, hardware reference kits). Broad ecosystem of trusted partners offering commercial-grade building blocks.

## SIDE NOTE: Why Decentralize Intelligence?

Traditionally, the IoT has been built on a cloud-centric intelligence architecture. To truly scale and enable intelligence at all levels of the network, a decentralized intelligence architecture is needed. This means running cloud-independent inference engines on power-efficient or tiny computers within the edge and endpoints.

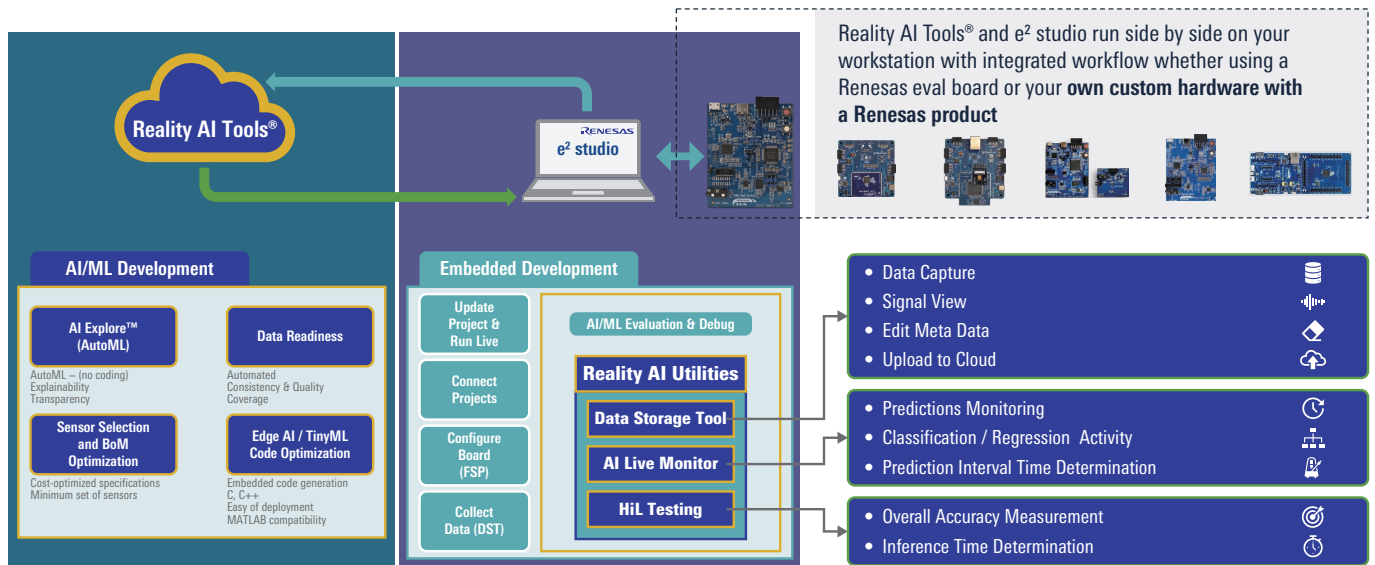


## Application Zoo

Real-life application examples supported across the wide range of Renesas MCU/MPU and reference/demonstration kits. Pretrained models for vision, voice and realtime analytics.



## Reality AI Tools



## Reference Kits & Development Boards

Technology					Product Evaluation	
RTA, Vision, Audio	Voice	Motor Control	Cloud	HMI	EK-RA8M1	FPB-RL78
AIK-RA8D1	VK-RA8M1	MCK-RA8T1	CK-RA6M5	CAP-TOUCH RX671		
AIK-RA6M3	Voice-RA6E1	MCK-RA6T2	CK-RX65N		EK-RA8D1	
AIK-RA4E1	Voice-RA4E1	MCK-RX26T			FPB-RA0	
	Voice-RA2L1	RSSK-RX72T				
		RSSK-RX66T				
		RSSK-RX23T				
		RSSK-RX13T				

# Security Solutions

In the rapidly growing area of IoT and highly-connected devices, increasing consumer awareness and government legislation is forcing embedded device manufacturers to take the topic of security seriously. Already under the constraints of needing to create cost- and energy-efficient solutions, developers nowadays are required to design and implement security with limited additional time and budget.

**Let Renesas simplify your path to product security and regulatory compliance.**



## Integrated Hardware-based Security Features

The RX Family was designed with security in mind, with scalable hardware-based security features including:

Functions		RX72M, RX72N	RX72T	RX671, RX66N, RX651, RX65N	RX66T	RX261	RX26T	RX231, RX23W	RX140
<b>Identity</b>	Chip Unique ID	✓	✓	✓	✓	✓	✓	✓	✓
<b>Isolation</b>	Security Engine	TSIP	TSIP-Lite	TSIP	TSIP-Lite	RSIP-E11A	TSIP-Lite	TSIP-Lite	–
<b>Cryptography and Key Handling</b>	AES	✓	✓	✓	✓	✓	✓	✓	✓
	SHA	✓	–	✓	–	✓	–	–	–
	RSA and ECC	✓	–	✓	–	ECC	–	–	–
	TRNG	✓	✓	✓	✓	✓	✓	✓	✓
	Secure Key Handling	✓	✓	✓	✓	✓	✓	✓	–
<b>Memory Protection</b>	Trusted Memory	✓	✓	✓	✓	–	✓	–	–
	Area Protection	✓	–	✓	–	✓	✓	✓	✓
	Memory Protection Unit	✓	✓	✓	✓	✓	✓	✓	–
	ID Code Protect	✓	✓	✓	✓	✓	✓	✓	✓
	ROM Code Protect	✓	✓	✓	✓	✓	✓	✓	✓
<b>Physical Protection</b>	Passive Tamper Pins	–	–	✓ (RX671 Only)	–	–	–	–	–
	SPA/DPA Resistance	✓	–	✓	–	✓	–	–	–

## Software and Tools

The RX Family **Firmware Integration Technology** (FIT) contains APIs for using the powerful cryptographic features of the Renesas Security Engines (TSIP, RSIP \*):

- No nondisclosure agreement (NDA) required, free of charge.
- The RX MCUboot FIT module includes integrated support for the Renesas Security Engines (TSIP, RSIP).

\*: Trusted Secure IP (TSIP), Renesas Secure IP (RSIP)

The easy-to-use Security Key Management Tool, combined with the Renesas Key Wrap Service, provides support for secure key injection and update for prototype development and over the lifetime of the product.

Clear, full-featured Application Notes and Sample Programs provide customizable demonstrations of the RX Family Security Features and Solutions. ([www.renesas.com/iot-security](http://www.renesas.com/iot-security))

## Valuable Certifications

The RX family has obtained the following certifications that demonstrate the security compliance of its cryptographic algorithms and modules:

- NIST Cryptographic Algorithm Verification Program (CAVP) for assurance of cryptographic correctness
- NIST FIPS 140-2 Level 3

## Ecosystem Partners

Renesas works with partners to deliver simple and robust security solutions.

([Renesas RX Partner Ecosystem Solutions](#) | [Renesas](#))

Company	Security Offerings	URL
wolfSSL	Security library for embedded systems (wolfSSL, wolfCrypt, wolfSSH, wolfBoot, wolfMQTT)	<a href="https://www.wolfssl.com/">https://www.wolfssl.com/</a>
IAR Systems	Tools & Environments for Security Development and Programming	<a href="https://www.iar.com/">https://www.iar.com/</a>
EPS Global	Secure Provisioning & IC Programming Service	<a href="https://www.epsprogramming.com/">https://www.epsprogramming.com/</a>
Ubiquitous AI Corporation	Solution for Secure Management & Operation of IoT Devices (Edge Trust)	<a href="https://www.ubiquitous-ai.com/en/">https://www.ubiquitous-ai.com/en/</a>
Veridify	Lightweight and Low-power Security Features (Veridify Security)	<a href="https://www.veridify.com/">https://www.veridify.com/</a>
Trusted Objects	Secure Programming & Provisioning (Tops Plug&Go for RX MCUs)	<a href="https://www.trusted-objects.com/">https://www.trusted-objects.com/</a>



# IoT Cloud Over-the-Air (OTA) Solutions

## Issues and Requirements Related to IoT Devices

- ✓ Utilize **AI/ML on AWS cloud services**
- ✓ Develop **S/W with minimum costs**
- ✓ Expand **Network (Wired, Wireless)**



- ✓ Realize **Remote monitoring and remote control**
- ✓ Realize **OTA (Over the Air), FW update**
- ✓ Strengthen **Security feature**

### Enhancing product's value proposition

Creating a comprehensive solution suite

- Data collection
- Remote operation
- Remote monitoring




Monitoring health status and health management

### Cost Optimization

Reducing work load and time to market

Connected Cities




Process optimization  
Inventory tracking

### Strengthening security

Security alerts and over-the-air updates

- Anomaly and fault detection
- Predictive Maintenance





Software and security updates

## IoT Cloud Over-the-Air (OTA) Solutions to Support IoT Development

### Development Platforms for Cloud (IoT) Devices

Expedite solution development with quick evaluation and proof of concept development

#### AWS Certified Hardware Environment




Sensor    MCU    Wireless

Ethernet

All-in-one IoT Cloud Kit

AWS device certified  
[evaluation kit for IoT development CK-RX65N](#)



#### Sample software ideal for use with IoT devices



- Application notes to support development
- Sensor data visualization demo program
  - AWS FreeRTOS OTA implementation procedure
  - IoT device provisioning procedure
  - TLS communication using TSIP\*
- ... and many more  
\* TSIP: Trusted Secure IP

#### Development Environment that Simplifies and Facilitates IoT Development

**Quick and Effective tool solution**



QE for OTA

e2 studio integrated development environment from Renesas

- Smart configuration for FreeRTOS
  - Setting configuration for FreeRTOS
  - Setting configuration for peripheral functions and pins
- IoT new project generation feature
- [QE for OTA](#) development support tool

### "QE for OTA" Development Assistance Tool for Firmware update

QE for OTA is development assistance tool that is available free of charge for developers to implement over-the-air (OTA) firmware updates with a simple and easy graphical user interface. It allows you to reduce the time required until OTA execution by 90% compared with configuring setting manually.

QE for OTA also supports firmware update of secondary MCU via primary MCU as well as firmware updates for MCUs that are not connected to the cloud.

#### OTA FW update using AWS

#### FW update locally without cloud\*

Support MCU:	Primary MCU	RX65N
	Secondary MCU*	RX23E-B, RX66T, RX660, RX261, RX140

\*: Supported by QE for OTA ver.2.2.0 or later version

## Graphical Solutions

These LCD solutions feature a graphic LCD controller (GLCDC) and large on-chip memory capacity (maximum 4MB ROM and 1MB RAM). Display resolutions up to WVGA (8-bit) are supported without requiring external memory. An integrated 2D rendering engine (DRW2D) ensures smooth graphics rendering with a reduced CPU processing load.

What's more, new LCD display solutions are now available with an RX device as the standard MCU and employing an SPI interface. They are ideal for applications where cost efficiency is a priority or cases where a small, high-resolution display is required.

### GUI Evaluation Kit

The Envision Kit (RX72N/RX65N) for GLCDC or DRW2D evaluation includes a WQVGA LCD and makes it easy to get started with GUI development.

- A debugger is included. Simply connect the board to a PC with a USB cable to start debugging.
- A preinstalled demo lets you experience the rendering performance of the 2D rendering engine.
- Compatible with the emWin for RX GUI tool from Segger. (Available free of charge to RX users.)
- Ample sample code and demos are available for download on the web.

The available sample LCD display applications using the SPI interface are quite similar to actual applications. Alongside QVGA LCD display applications, capacitive touch sensor operations can be evaluated at the same time.



RX72N Envision Kit



Display sample using SPI

### QE for Display (e<sup>2</sup> studio Plugin)

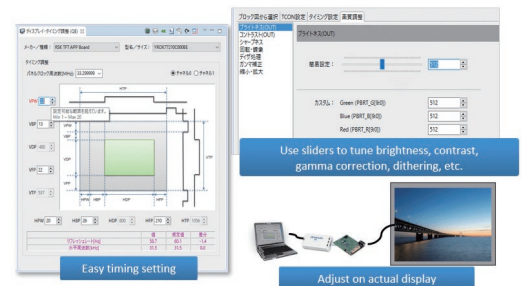
This tool assists in GUI development by simplifying configuration of LCD panel settings and enabling links with GUI tools from Renesas partner vendors.

#### 1. Simple LCD adjustment

- Simplifies timing adjustments and picture quality adjustments.
- Just click a button to update parameter values in registers. You can see the results on the LCD as you make adjustments.

#### 2. Linkage with GUI tools from partner vendors

- Download, install, and call tools from partner vendors.
- Update projects with image data edited in tools.
- Supports emWin for RX from Segger and Aeropoint GUI from CRI middleware.



# Renesas Ready Partner Network for Display Applications

Partner	Solution	Description	RA Arm Cortex-M	RX 32-Bit Performance / Efficiency MCUs	RZ 32 & 64-Bit MPUs
	CGI Studio	A powerful design tool for your embedded human machine interfaces (HMI). It enables the creation of HMIs and UIs of all kinds for automotive, white goods, medical, or industrial customers.			✓
	Storyboard	An embedded graphical user interface (GUI) development framework for creating engaging HMI applications with exceptional user experiences.	✓		✓
	EEZ Studio	A powerful solution for rapid development of embedded and desktop GUIs, offering seamless remote control of multiple devices and test & measurement (T&M) automation.	✓	✓	✓
	LVGL Embedded UI Library	A free and open-source embedded graphics library to create beautiful User Interfaces (UIs) for any MCU, MPU and display type. It makes UI development easier with 30+ built-in widgets, anti-aliasing, and more.	✓	✓	✓
	Qt for MCU	Qt for MCUs is a complete graphics framework and toolkit with everything you need to design, develop, and deploy GUIs on RA 32-bit MCUs.	✓		
	Qt Device Creation	Develop a single cross-platform code base using one integrated toolset and target embedded, desktop, and mobile platforms.			✓
	Qt Design Studio	An easy-to-use 3D-capable design tool that bridges the gap between design and development. It allows prototyping within minutes and converts the design into production-grade code.			✓
	emWin	A flexible, professional GUI platform, enabling the creation of highly efficient, high-quality, interactive GUI for the Renesas RA and RX Family MCUs on any display.	✓	✓	
	SquareLine Studio	A visual drag-and-drop UI editor that enables individuals and businesses to design and create stunning GUIs quickly and effortlessly.	✓	✓	✓
	Embedded Wizard	A GUI technology that enables the customer to create platform-independent and high-performance GUI, even on resource-constrained microcontrollers.	✓	✓	✓
	Guiliani - Graphic Solutions	A powerful, yet easy-to-use, modern, object-orientated, and customizable software for creating stylish GUI quickly.	✓		
	Guiliani - Graphical UI Framework	A modern and powerful C++ software for creating stylish GUI on a wide range of embedded hardware such as the RZ/A MPU family.			✓

# Capacitive Touch Sensing Solution

Renesas offers a capacitive touch solution that supports manufacturing processes and creates a user-friendly environment to lower hurdles in capacitive touch sensor development, proposing revolutionary designs for switching devices and equipment.

The capacitive touch evaluation system includes a CPU board and a self-capacitance evaluation board for use as a touch application board. It has everything you'll need to get started evaluating applications incorporating buttons, sliders, and wheels

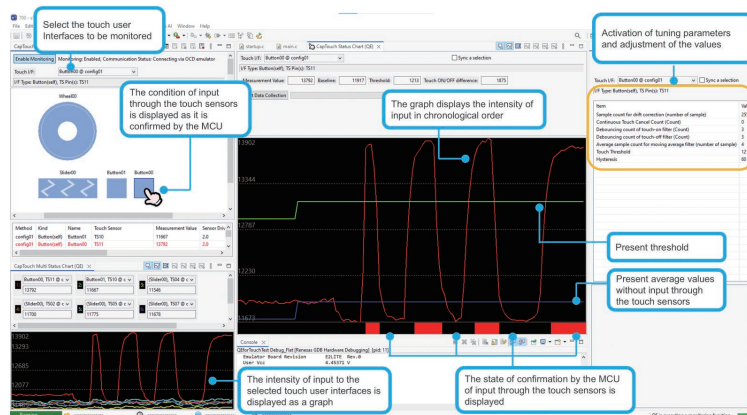
## Capacitive Touch Evaluation Systems

MCU	RX130	RX140	RX261	RX671
Product ID	RSSK-RX130	RSSK-RX140	RSSK-RX261	RSSK-RX671
Kit name	<a href="#">Capacitive Touch Evaluation System for RX130</a>	<a href="#">Capacitive Touch Evaluation System for RX140</a>	<a href="#">Capacitive Touch Evaluation System for RX261</a>	<a href="#">Capacitive Touch Evaluation System for RX671</a>
Part No.	RTK0EG0003S02001BJ	RTK0EG0039S01001BJ	RTK0EG0055S01001BJ	RTK0EG0044S01001BJ
Board Image				
MCU	R5F5130ADFN	R5F51406ADFN	R5F52618BGFP	R5F5671EHDFP
Package	80-pin LQFP	80-pin LQFP	100-pin LQFP	100-pin LQFP
ROM/RAM	128KB/16KB	256KB/64KB	512KB/128KB	2MB/384KB
Number of Touch pins	36	36	34	17
Bundled items	<ul style="list-style-type: none"> <li>Evaluation board                             <ul style="list-style-type: none"> <li>RX130 CPU board</li> <li>Self-capacitance electrode board (buttons, sliders, wheels)</li> <li>Mutual-capacitance electrode board (buttons, proximity sensors)</li> </ul> </li> <li>USB cable</li> <li>First Step Guide</li> </ul>	<ul style="list-style-type: none"> <li>Evaluation board                             <ul style="list-style-type: none"> <li>RX140 CPU board</li> <li>Self-capacitance electrode board (buttons, sliders, wheels)</li> </ul> </li> <li>First Step Guide</li> </ul>	<ul style="list-style-type: none"> <li>Evaluation board                             <ul style="list-style-type: none"> <li>RX261 CPU board</li> <li>Self-capacitance electrode board (buttons, sliders, wheels)</li> </ul> </li> <li>First Step Guide</li> </ul>	<ul style="list-style-type: none"> <li>Evaluation board                             <ul style="list-style-type: none"> <li>RX671 CPU board</li> <li>Self-capacitance electrode board (buttons, sliders, wheels)</li> </ul> </li> <li>First Step Guide</li> </ul>

## QE for Capacitive Touch: Development Assistance Tool for Capacitive Touch Sensors

QE for Capacitive Touch is a solution toolkit that runs on the integrated development environment. It speeds up the development of integrated systems utilizing capacitive touch sensors by simplifying tasks such as configuring initial settings or tuning the sensitivity of the touch interface.

Monitoring and parameter adjustment functions



# Motor Control Solution

Motor Control Development Kits for RX Family enable easy evaluation of motor control with permanent magnet synchronous motors (brushless DC motors) and stepper motors. These kits are configured to run sample code, which are downloaded from webpage. In addition, development support tools such as Renesas Motor Workbench and QE for Motor encourage easy analyzing and tuning for motor control, so you can immediately start evaluation using RX Family MCU.

## Features

- Include inverter board for 3-phase BLDC motor or Stepping motor
- Supports 1-/3-shunt current sensing for BLDC motor
- Overcurrent detection function
- Supports Motor Control Development Support Tool [Renesas Motor Workbench](#) and [QE for Motor](#)
- MCB-RX26T-TYPE-A version 2 (RTK0EMXE70C00001BJ) is a supported CPU board for separately sold High Voltage Inverter Board ([MCI-HV-1](#))

MCU		RX26T		RX13T, RX23T, RX24T, RX24U, RX66T, RX72T, RX72M	RX24T, RX72M
Product ID		MCK-RX26T (version 1)	MCK-RX26T (version 2)	MOTOR-RSSK-BLDC	MOTOR-RSSK-STEPPER
Kit name		<a href="#">Renesas Flexible Motor Control Kit for RX26T MCU Group</a>		<a href="#">Evaluation System for BLDC Motor</a>	<a href="#">Evaluation System for Stepping Motor with Resolver</a>
Part No.		RTK0EMXE70S00020BJ	RTK0EMXE70S00021BJ	RTK0EMX270S00020BJ	RTK0EMX270S01020BJ
Image					
Bundled items	Inverter Board	MCI-LV-1 (RTK0EM0000S04020BJ)		48V 5A Inverter board for BLDC motor	48V 2A Inverter board for stepping motor
	CPU Board	MCB-RX26T-TYPE-A version 1 (RTK0EMXE70C00000BJ)	MCB-RX26T-TYPE-A version 2 (RTK0EMXE70C00001BJ)	— Not included*	RX24T CPU Card with RDC
	Communication Board	MC-COM (RTK0EMXC90S00000BJ)		— On board communication circuit	— On board communication circuit
	Motor	R42BLD30L3 (MOONS' Industries)		TG-55L-KA (TSUKASA Electric Co.,Ltd)	R17PMK440CNVA4438 (MinebeaMitsumi Inc.)
Inverter specification		<ul style="list-style-type: none"> <li>Rated voltage: 48V</li> <li>Rated current: 10A (continuous)</li> <li>Protect functions: Overcurrent detection, PWM overlap protection</li> </ul>		<ul style="list-style-type: none"> <li>Rated voltage: 48V</li> <li>Rated current: 5A (continuous)</li> <li>Protect function: Overcurrent protection</li> </ul>	<ul style="list-style-type: none"> <li>Rated voltage: 48V</li> <li>Rated current: 2A (continuous)</li> <li>Protect function: Overcurrent protection</li> </ul>
Sample Code		<ul style="list-style-type: none"> <li>Hall sensor vector control of PM motors</li> <li>Sensorless Vector Control for IPMSM over the Whole Speed Range</li> <li>Sensorless Vector Control of a Permanent Magnet Synchronous Motor (1motor, 2motors)</li> <li>Vector Control for Permanent Magnet Synchronous Motor with Encoder</li> </ul>		<ul style="list-style-type: none"> <li>120-deg conducting control with hall sensor</li> <li>Sensorless 120-deg conducting control</li> <li>Sensorless vector control (1motor, 2motors, 4motors)</li> <li>Encoder vector control (1motor, 3motors)</li> <li>Magnetic sensor vector control</li> <li>Inductive sensor vector control</li> </ul>	<ul style="list-style-type: none"> <li>Vector control for 2-phase stepping motor with resolver</li> </ul>
Resources		<a href="#">MCK-RX26T User's Manual</a> <a href="#">Design Package</a> <a href="#">MCK-RX26T Quick Start Guide</a>		<a href="#">Evaluation System for BLDC Motor User's Manual</a> Schematic, BOM List	<a href="#">Evaluation System for Stepping Motor with Resolver User's Manual</a> <a href="#">rtk0emx270s01020bj-design-package</a>

Note: Evaluation System for BLDC Motor does not include CPU card and requires purchase separately sold CPU card for evaluation.

## Compatible CPU Card

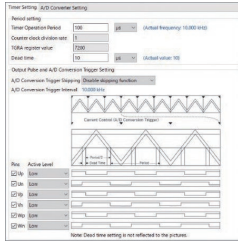
		Part No.	MOTOR-RSSK-BLDC	MOTOR-RSSK-STEPPER
Motor CPU Card	RX13T	RTK0EMXA10C00000BJ	✓	
	RX23T	RTK0EM0003C01202BJ	✓	
	RX24T	RTK0EM0009C03402BJ	✓	
	RX24U	RTK0EMX590C02000BJ	✓	
	RX66T	RTK0EMX870C00000BJ	✓	
	RX72T	RTK0EMX990C00000BJ	✓	
With RDC-IC	RX24T+RDC-IC	RTK0EMX270C02000BJ*		✓
	RX72M+RDC-IC	RTK0EMXD0C00000BJ	✓	✓

\*RX24T+RDC-IC CPU card is included in MOTOR-RSSK-STEPPER. Not purchasable by CPU card only.

## Motor Driver Generator Function of Smart Configurator for RX

The Motor component of Smart Configurator for the RX Family can generate drivers suitable for motor control for peripheral functions such as the multi-function timer pulse unit and A/D converter module, and you can use it without needing to be aware of the minute details of peripheral settings. This function is available in the e<sup>2</sup> studio integrated development environment and in RX Smart Configurator (standalone version).

### Timer (MTU/GPT) Settings



#### Configurable Settings

- Complementary PWM mode (MTU3 or GPT) or triangle-wave PWM mode (GPT)
- Switching frequency
- Dead time duration
- A/D conversion start trigger settings
- PWM signal output polarity
- Motor connection pin selection

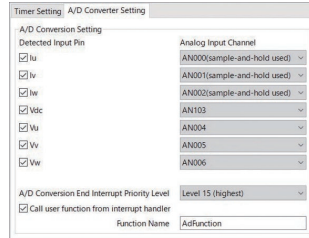
#### Features

- By configuring settings in a simple GUI, you can generate driver source code for the timer (multi-function timer pulse unit (MTU) or general PWM timer (GPT)) and 12-bit A/D converter (S12AD) peripheral modules that perform pulse output and current measurement essential for motor control. Complex settings such as timer pulse output settings (complementary PWM mode settings) and settings to trigger A/D conversion by timer events are configured automatically by the generated drivers.
- It is easy to change settings for the peripheral function channels or pins used for motor control from within Smart Configurator.

Supported MCUs: RX13T, RX23T, RX24T, RX24U, RX26T, RX66T, RX72T, and RX72M

Supported motors: 3-phase brushless DC motors and 2-phase stepping motors

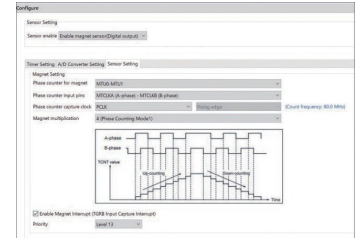
### 12-Bit A/D Converter (S12AD) Settings



#### Configurable Settings

- A/D converter pin selection for motor control
- Interrupt priority level selection

### Sensor Settings



#### Configurable Settings

- Motor component setting support Encoder and Hall sensor
- Motor component setting support Magnetic sensor (digital output) for RX24T

## Renesas Motor Workbench

Renesas Motor Workbench is a development support tool for debugging, analyzing and tuning motor control programs. With user friendly GUI, visually engaging experience while providing variable monitoring as real time waveform.

#### Features

- With use of motor included to Motor Control Kit, testing and confirming the operation of motor
- Motor Specific parameter measurement for various motor as well as debugging and adjusting the parameters.
- With motor embedded to final application, RMW can confirm the motor operation.

Supported MCUs: RX13T, RX23T, RX24T, RX24U, RX26T, RX66T, RX72T, and RX72M

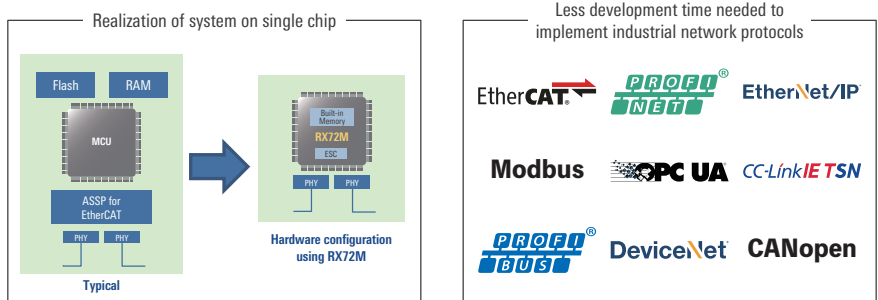
<h3 style="text-align: center;">Analyzer Tool</h3> <ul style="list-style-type: none"> <li>■ Dynamic access to variables in the MCU</li> <li>■ Displays changes in variables as waveforms in real-time</li> <li>■ Trigger settings and zoom analysis</li> </ul>	<h3 style="text-align: center;">Easy GUI Tool</h3> <ul style="list-style-type: none"> <li>■ Intuitive operations enable you to control speed and position of the motor easily</li> <li>■ You can check the drive status at a glance with meters and graphs</li> </ul>
<h3 style="text-align: center;">Tuner Tool</h3> <ul style="list-style-type: none"> <li>■ Automatically obtains and tunes the parameters necessary for vector control</li> <li>■ Enables fine tuning by means of the manual tuning function</li> <li>■ Outputs the tuning results (header file, PDF)</li> </ul>	<h3 style="text-align: center;">Servo Tool</h3> <div style="display: flex; justify-content: space-around;"> <div data-bbox="805 1803 949 1948"> <h4>Inertia Estimation</h4> <ul style="list-style-type: none"> <li>■ Inertia Estimation: Estimates the load inertia and the inertia of the rotor and the shaft connected with the motor-axis while driving the motor</li> </ul> </div> <div data-bbox="965 1803 1109 1948"> <h4>Servo Tuning</h4> <ul style="list-style-type: none"> <li>■ Servo Tuning: Configures the settings for servo operation such as position control method and control parameters</li> </ul> </div> <div data-bbox="1125 1803 1268 1948"> <h4>Return to Origin</h4> <ul style="list-style-type: none"> <li>■ Return to Origin: Sets the method for return to origin and the return speed, etc.</li> </ul> </div> <div data-bbox="1284 1803 1428 1948"> <h4>Point to Point</h4> <ul style="list-style-type: none"> <li>■ Point to Point: Performs PTP (Point to Point) operation for one axis</li> </ul> </div> </div>

# Industrial Network Solutions [↗](#)

Industrial networks are characterized by a variety of protocols coexisting side by side, each utilized for its own particular strongpoints. Renesas offers solutions that are compatible with multiple protocols to provide support for customers' development efforts.



## RX72M Network Solutions

The sample software supports EtherCAT® and other leading industrial network communication protocols that cover 70% of the market. Benefiting from collaboration with Renesas partner vendors, these sample program packages help reduce the development time required for implementation of protocols. The RX72M delivers superior performance with a 1461 CoreMark® score when operating at 240MHz together with large memory capacity, making it possible to realize a system on a single chip, reducing the BOM cost associated with development, and contributing to reduced device size.



## RX72M Network Solution Boards

These solutions consist of an evaluation board mounted with an RX72M MCU ideal for initial evaluation of networked devices, OS, middleware, and sample code.



### RX72M CPU Card with RDC-IC (RTK0EMXDE0C0000BJ) [↗](#)

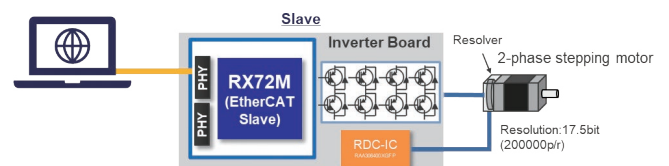
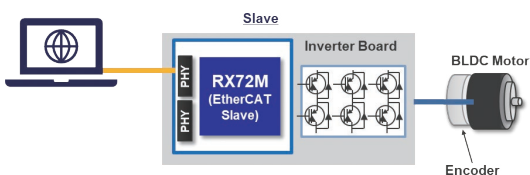


- Supports BLDC motor and stepping motor control when combined with a compatible inverter board.
- A variety of sample code is provided.



#### TS-RX72M-COM\*

- EtherCAT and 2-channel Ethernet ports (MII)
- RS-485 and CAN transceiver (field network support)
- Conformance tested on three major protocols (EtherCAT®, PROFINET RT, and EtherNet/IP).

\* The TS-RX72M-COM board is available for purchase from Tesser Technology, Inc. For details, please contact your Renesas sales agent.



- Encoder vector control for permanent magnet synchronous motors  
By installing encoder vector control software on an RX72M MCU, EtherCAT® communication and encoder brushless motor control can be implemented on a single chip.

- Vector control for resolver-equipped stepping motors  
By installing resolver vector control software on an RX72M MCU, EtherCAT® communication and resolver-equipped stepping motor control can be implemented on a single chip.

# IEC61508 Functional Safety Solutions [↗](#)

The crucial importance of functional safety is rising in the industrial field, aiming to maintain safety when malfunctions occur in order to prevent breakdowns and accidents during planned operation, adverse impacts from operator injuries, and associated economic losses. However, while equipment is required to meet functional safety standards and the scope of application to apply functional safety standard is expanding in many industrial fields, the development burden on customers is also increasing.

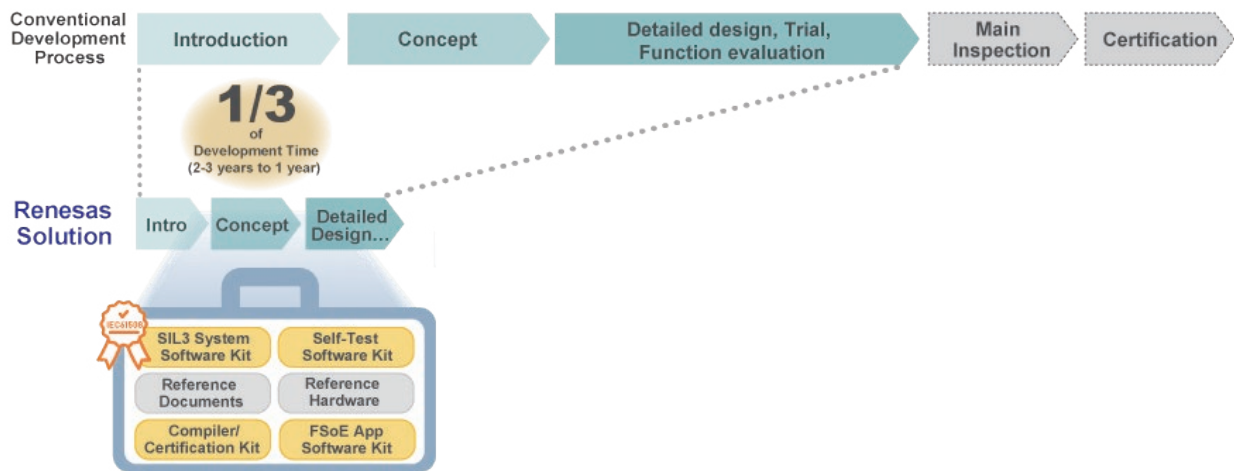
As a solution towards this problem, Renesas released a functional safety solution certified by the certification body.



## Functional Safety Solution Overview

As Renesas been the 1st MCU supplier to complete the verification of the core self test, Renesas provides functional safety solutions that reduce the development burden on customer and contributes to realize safe and reliable factories.

IEC61508 SIL3 certified products provide MCU self-test software, platform software to build dual MCU systems, safety network software, and safety compilers. In addition, we also provide evaluation boards of dual MCU configuration and technical document for acquiring IEC61508 certification and development, as a reference solution.



## Functional Safety Solution List

The key features and our aim of our solution are;

- One-stop functional safety solution for general purpose MCU
- Reduces time for constructing functional safety systems
- Easy implementation of safety system for various safety applications such as motor, safety controllers, programmable logic controls, and sensors.

Free evaluation version available for download via our web.

Self-test Software Kit	SIL3 System Software Kit	Safety Network Application Software Kit	Reference Documents	Reference Hardware Boards
Free package of MCU Self-diagnostics SW for diagnosing CPU, ROM, and RAM in MCU.	Package of Functional Safety Platform SW for cross-monitoring dual MCU and controlling user's application behavior.	Renesas offers this safety network protocol solution that can be used with the SIL3 System Software Kit. (Both FSoE slave and PROFIsafe slave functions are supported.)	Technical document explaining the method to comply with IEC61508 standard. The document consists with documents and excel data with easy explanation of the requirements to meet the IEC61508 standard.	These kits combine software and hardware, including evaluation boards for dual configurations and software for implementing the FSoE slave function. They can be used to evaluate Renesas safety software.

Also, because to prove that compiler generates a valid code when constructing SW, Renesas original certified compiler and certification kit is available. Certified IAR compiler also available from IAR.



## IEC60730 Functional Safety Solutions

In recent years, the use of automated electronic control systems has expanded to a wide variety of applications, and the need for reliability and safety has become an important element in system design. The IEC 60730 standard stipulates control requirements intended to guarantee that products, especially home appliances such as air conditioners, washing machines, dishwashers, clothes dryers, and refrigerators, operate with a high degree of safety and reliability. Recently, IEC 60730 has been extended to cover not only home appliances, but also industrial machinery such as collaborative robots, broadening the importance of the standard.

Renesas offers a package including self-diagnostic software and safety manuals for the RX Family that meets IEC 60730 class B and C requirements.\* These items have been approved by a certification authority and a copy of the approval certificate is included in the package. Making use of the package enables customers to reduce the time and effort involved in obtaining IEC 60730 certification for their applications.

\* Certification under the IEC 60335 standard is also included.

### Examples of Products Covered by IEC 60730 Class B

- Air conditioner outdoor units (fan/compressor)
- Ventilation fans
- Washing machines
- IH heaters and ranges



### Examples of Products Covered by IEC 60730 Class C

- Automatic guided vehicles (AGVs)
- Water heaters, boilers
- Service robots
- Physical assistant robots
- Collaborative robots



## IEC60730 Functional Safety Solutions Overview

Renesas offers two types of solutions to meet the class B and C requirements, respectively, of the IEC 60730 standard. These solutions are functional safety certified, and can be used as is in devices requiring functional safety support.

Supported MCU Series: RX100/RX200/RX600

No.	Description	IEC 60730 Class B Compliant Version*2	IEC 60730 Class C Compliant Version*3
1	RRX self-diagnostic software*1	✓	✓
2	Safety manual	✓	✓
3	User's guide	✓	✓
4	IEC 60730 certification documentation (approval certificate, test report)	✓	✓

\*1: Certified compiler Renesas CC-RX v3.05.00 may be embedded into products at no charge and is provided with no warranty or support.

\*2: Compliant with the following standards: IEC 60730-1 Annex H Class B, IEC 60335-1 Annex R Table R.1, EN 60730-1 Annex H Class B, EN 60335-1 Annex R Table R.1.

\*3: Compliant with the following standards: IEC 60730-1 Annex H Class C, IEC 60335-1 Annex R Table R.2, EN 60730-1 Annex H Class C, EN 60335-1 Annex R Table R.2.

# RX Family Ecosystem Partners



Renesas is enabling a comprehensive partner ecosystem to deliver an array of software and hardware building blocks that will work out-of-the-box with [Renesas RX Family MCUs](#). The Renesas RX ecosystem will help accelerate the development of IoT applications, including core technologies such as security, safety, connectivity, and HMI among others.



## Expansive Third Party Solutions Portfolio

- 200+ partners, 300+ solutions and growing
- Coverage across all key IoT technologies
- Robust GTM and strong digital drumbeat



## Commercial Grade Building Block Solutions

- Commercial grade software
- Work out-of-box with Renesas products
- Bundling options for select solutions



## Problem Solving at Heart

- Address specific design problems
- Address specific skill-set gaps
- Customer-centric approach

## Partner Overview

The partner overview shown might not be complete since the partner network is extending almost daily. For best reference and latest data, we recommend checking our webpage at: [www.renesas.com/rx-partners](http://www.renesas.com/rx-partners)

# Explanation of Orderable Part Numbers

**R5** Renesas MCU

**F** ROM Type  
F: Flash  
S: ROM LESS

**5** RX Family

**72M** ROM/RAM/data flash capacity (KB)\*1

**N** Chip Original info\*1

**H** Operating ambient temperature

**G** Package type/pin count/pin pitch

**FC** Package type/pin count/pin pitch

**#V** Packing specification

**0** Product identification code

**Product Group**

72M	RX72M	24U	RX24U
72N	RX72N	23T	RX23T
72T	RX72T	23W	RX23W
66N	RX66N	231	RX231
660	RX660	230	RX230
671	RX671	23E	RX23E
65N	RX65N	13T	RX13T
651	RX651	140	RX140
66T	RX66T	130	RX130
26T	RX26T	113	RX113
261	RX261	111	RX111
260	RX260	110	RX110
24T	RX24T		

**Operating ambient temperature**

D	-40°C to 85°C
G	-40°C to 105°C

**Packing specification**

U, V, 2, 3	Tray
0, 1	Tray (Full carton)
5	Tape and reel

**Package type/pin count/pin pitch**

BD	LFBGA	224	0.8	LA	TFLGA	100	0.5
BG	LFBGA	176	0.8	LC	TFLGA	177	0.5
BL	TFBGA	85	0.65	LE	TFLGA	145	0.65
BP	TFBGA	64	0.5	LF	WFLGA	64	0.5
FB	LFQFP	144	0.5	LJ	TFLGA	100	0.65
FC	LFQFP	176	0.5	LK	TFLGA	145	0.5
FD	LQFP	52	0.65	LM	WFLGA	36	0.5
FF	LQFP	80	0.65	LN	TFLGA	83	0.5
FH	LQFP	112	0.65	ND	HWQFN	64	0.5
FJ	LQFP	32	0.8	NE	HWQFN	48	0.5
FK	LQFP	64	0.8	NF	HWQFN	40	0.5
FL	LFQFP	48	0.5	NG	HVQFN	56	0.4
FM	LFQFP	64	0.5	NH	HWQFN	32	0.5
FN	LFQFP	80	0.5				
FP	LFQFP	100	0.5				

Example of product information for RX72M (176-pin), product No. R5F572MNHGFC#V0

This guide lists the values for individual product numbers. For information on the actual product lineup, refer to the relevant user's manual.

Note: 1. This information is different for each RX group. Refer to the relevant user's manual for details.

## Renesas Electronics Corporation TOYOSU FORESIA, 3-2-24 Toyosu, Koto-ku, Tokyo 135-0061, Japan

### Notice

1. Descriptions of circuits, software and other related information in this document are provided only to illustrate the operation of semiconductor products and application examples. You are fully responsible for the incorporation or any other use of the circuits, software, and information in the design of your product or system. Renesas Electronics disclaims any and all liability for any losses and damages incurred by you or third parties arising from the use of these circuits, software, or information.
  2. Renesas Electronics hereby expressly disclaims any warranties against and liability for infringement or any other claims involving patents, copyrights, or other intellectual property rights of third parties, by or arising from the use of Renesas Electronics products or technical information described in this document, including but not limited to, the product data, drawings, charts, programs, algorithms, and application examples.
  3. No license, express, implied or otherwise, is granted hereby under any patents, copyrights or other intellectual property rights of Renesas Electronics or others.
  4. You shall be responsible for determining what licenses are required from any third parties, and obtaining such licenses for the lawful import, export, manufacture, sales, utilization, distribution or other disposal of any products incorporating Renesas Electronics products, if required.
  5. You shall not alter, modify, copy, or reverse engineer any Renesas Electronics product, whether in whole or in part. Renesas Electronics disclaims any and all liability for any losses or damages incurred by you or third parties arising from such alteration, modification, copying or reverse engineering.
  6. Renesas Electronics products are classified according to the following two quality grades: "Standard" and "High Quality". The intended applications for each Renesas Electronics product depends on the product's quality grade, as indicated below.  
 "Standard": Computers; office equipment; communications equipment; test and measurement equipment; audio and visual equipment; home electronic appliances; machine tools; personal electronic equipment; industrial robots; etc.  
 "High Quality": Transportation equipment (automobiles, trains, ships, etc.); traffic control (traffic lights); large-scale communication equipment; key financial terminal systems; safety control equipment; etc.  
 Unless expressly designated as a high reliability product or a product for harsh environments in a Renesas Electronics data sheet or other Renesas Electronics document, Renesas Electronics products are not intended or authorized for use in products or systems that may pose a direct threat to human life or bodily injury (artificial life support devices or systems; surgical implantations; etc.), or may cause serious property damage (space system; undersea repeaters; nuclear power control systems; aircraft control systems; key plant systems; military equipment; etc.). Renesas Electronics disclaims any and all liability for any damages or losses incurred by you or any third parties arising from the use of any Renesas Electronics product that is inconsistent with any Renesas Electronics data sheet, user's manual or other Renesas Electronics document.
  7. No semiconductor product is absolutely secure. Notwithstanding any security measures or features that may be implemented in Renesas Electronics hardware or software products, Renesas Electronics shall have absolutely no liability arising out of any vulnerability or security breach, including but not limited to any unauthorized access to or use of a Renesas Electronics product or a system that uses a Renesas Electronics product. RENESAS ELECTRONICS DOES NOT WARRANT OR GUARANTEE THAT RENESAS ELECTRONICS PRODUCTS, OR ANY SYSTEMS CREATED USING RENESAS ELECTRONICS PRODUCTS WILL BE INVULNERABLE OR FREE FROM CORRUPTION, ATTACK, VIRUSES, INTERFERENCE, HACKING, DATA LOSS OR THEFT, OR OTHER SECURITY INTRUSION ("Vulnerability Issues"). RENESAS ELECTRONICS DISCLAIMS ANY AND ALL RESPONSIBILITY OR LIABILITY ARISING FROM OR RELATED TO ANY VULNERABILITY ISSUES. FURTHERMORE, TO THE EXTENT PERMITTED BY APPLICABLE LAW, RENESAS ELECTRONICS DISCLAIMS ANY AND ALL WARRANTIES, EXPRESS OR IMPLIED, WITH RESPECT TO THIS DOCUMENT AND ANY RELATED OR ACCOMPANYING SOFTWARE OR HARDWARE, INCLUDING BUT NOT LIMITED TO THE IMPLIED WARRANTIES OF MERCHANTABILITY, OR FITNESS FOR A PARTICULAR PURPOSE.
  8. When using Renesas Electronics products, refer to the latest product information (data sheets, user's manuals, application notes, "General Notes for Handling and Using Semiconductor Devices" in the reliability handbook, etc.), and ensure that usage conditions are within the ranges specified by Renesas Electronics with respect to maximum ratings, operating power supply voltage range, heat dissipation characteristics, installation, etc. Renesas Electronics disclaims any and all liability for any malfunctions, failure or accident arising out of the use of Renesas Electronics products outside of such specified ranges.
  9. Although Renesas Electronics endeavors to improve the quality and reliability of Renesas Electronics products, semiconductor products have specific characteristics, such as the occurrence of failure at a certain rate and malfunctions under certain use conditions. Unless designated as a high reliability product or a product for harsh environments in a Renesas Electronics data sheet or other Renesas Electronics document, Renesas Electronics products are not subject to radiation resistance design. You are responsible for implementing safety measures to guard against the possibility of bodily injury, injury or damage caused by fire, and/or danger to the public in the event of a failure or malfunction of Renesas Electronics products, such as safety design for hardware and software, including but not limited to redundancy, fire control and malfunction prevention, appropriate treatment for aging degradation or any other appropriate measures. Because the evaluation of microcomputer software alone is very difficult and impractical, you are responsible for evaluating the safety of the final products or systems manufactured by you.
  10. Please contact a Renesas Electronics sales office for details as to environmental matters such as the environmental compatibility of each Renesas Electronics product. You are responsible for carefully and sufficiently investigating applicable laws and regulations that regulate the inclusion or use of controlled substances, including without limitation, the EU RoHS Directive, and using Renesas Electronics products in compliance with all these applicable laws and regulations. Renesas Electronics disclaims any and all liability for damages or losses occurring as a result of your noncompliance with applicable laws and regulations.
  11. Renesas Electronics products and technologies shall not be used for or incorporated into any products or systems whose manufacture, use, or sale is prohibited under any applicable domestic or foreign laws or regulations. You shall comply with any applicable export control laws and regulations promulgated and administered by the governments of any countries asserting jurisdiction over the parties or transactions.
  12. It is the responsibility of the buyer or distributor of Renesas Electronics products, or any other party who distributes, disposes of, or otherwise sells or transfers the product to a third party, to notify such third party in advance of the contents and conditions set forth in this document.
  13. This document shall not be reprinted, reproduced or duplicated in any form, in whole or in part, without prior written consent of Renesas Electronics.
  14. Please contact a Renesas Electronics sales office if you have any questions regarding the information contained in this document or Renesas Electronics products.
- (Note 1) "Renesas Electronics" as used in this document means Renesas Electronics Corporation and also includes its directly or indirectly controlled subsidiaries.  
 (Note 2) "Renesas Electronics product(s)" means any product developed or manufactured by or for Renesas Electronics.

(Rev.5.0-1 2020.10)

■ Contact Us  
<https://www.renesas.com/contact-us>

