

## ICS527-01/02 Demo Board

The ICS527-01/02 demo board provides a way to quickly evaluate the performance of the ICS525-01 or ICS527-02 Clock Slicer User Configurable PECL Input Zero Delay Buffer.

### Power

Connect 3.3 across the VDD and GND header pins.

### Frequency Selection

The output frequency can be changed by setting switches SW1 and SW2 according to the instructions in datasheet. Alternatively, shunts can be soldered to the appropriate 0604 device landings underneath the SWs. Turning on a switch or stuffing a shunt will pull that particular input low. Opening the switch or removing the shunt will allow the on-chip pull-up resistors to take the signal high.

### Devices Supported

The ICS527-01/02 Demo Board supports either an ICS527-01 (CLK in, CLK out) or a ICS527-02 (PECL in, CLK out) device. ICS527-02 specific signal names are printed in lower case. All other silk-screen labels are either common to both devices or are specific to the ICS527-01.

Component	ICS527-01	ICS527-02
CN1	open	SMA Connector
R1	open	68 ohm
R3	short	open
R4	open	180 ohm
R6	open	68 ohm
R8	open	open
R9	50 ohm	180 ohm
R11	open	short
R12	short	open
R13	short	open

### Feedback Selection

The ICS527-01/02 Demo Board supports feedback from either CLK1 or CLK2. For off-board feedback, also connect the feedback signal to the resistor pad shared between R7 and R10

Component	CLK1 Feedback	CLK2 Feedback	Off-board Feedback
R7	short	open	open
R10	open	short	open

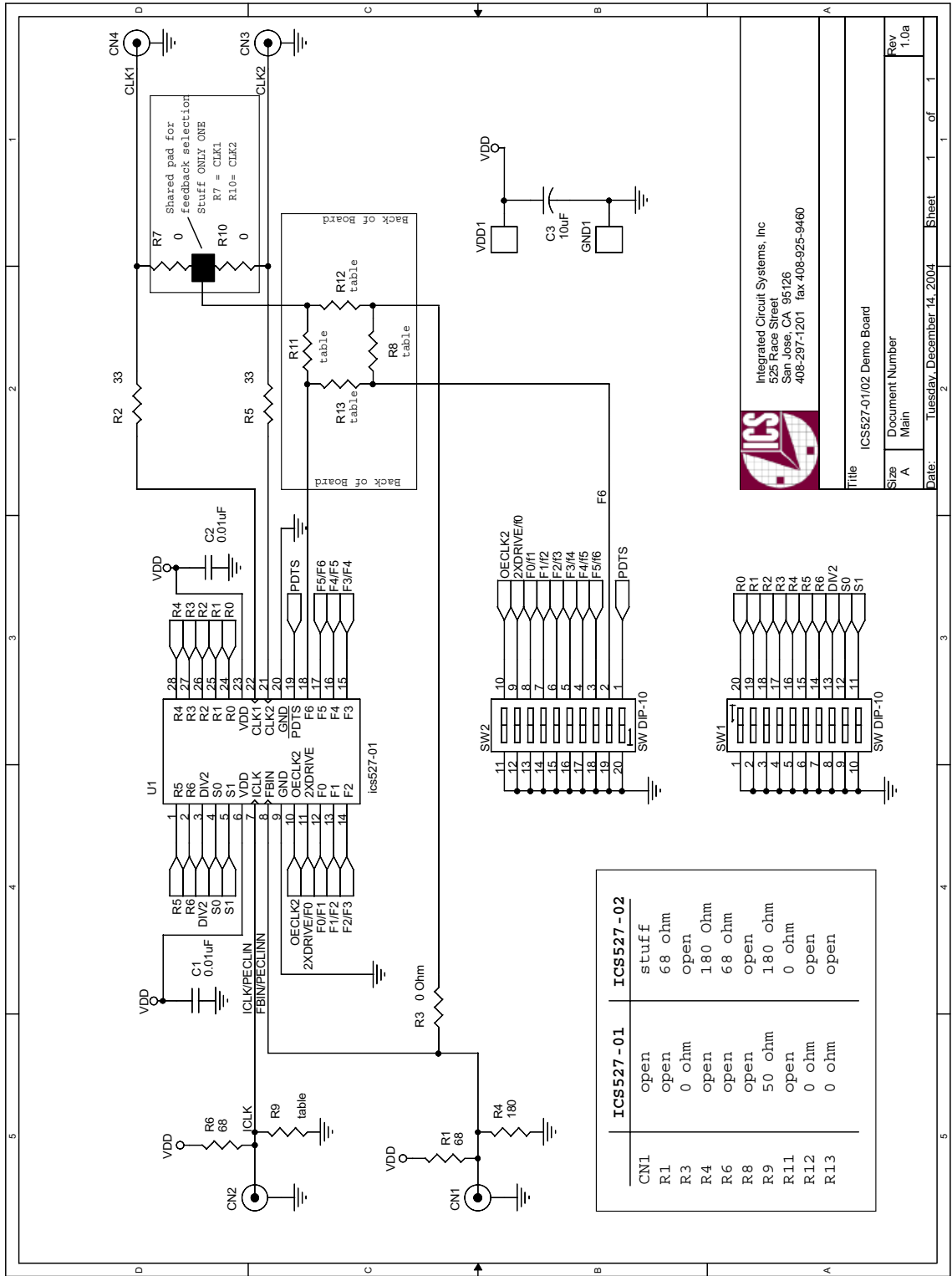
### Output Termination


The R2 and R5 resistors serve as series termination resistors.

### Trace Impedance

The ICS527-01/02 board has controlled impedance traces of 50 ohms for all clock inputs and outputs.

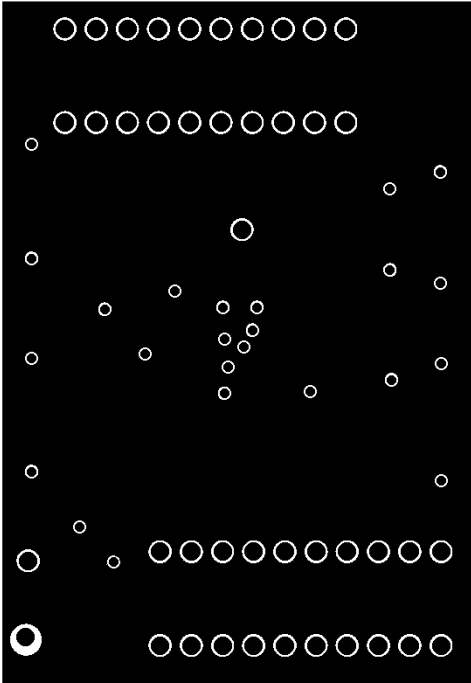
Demo Board Schematics



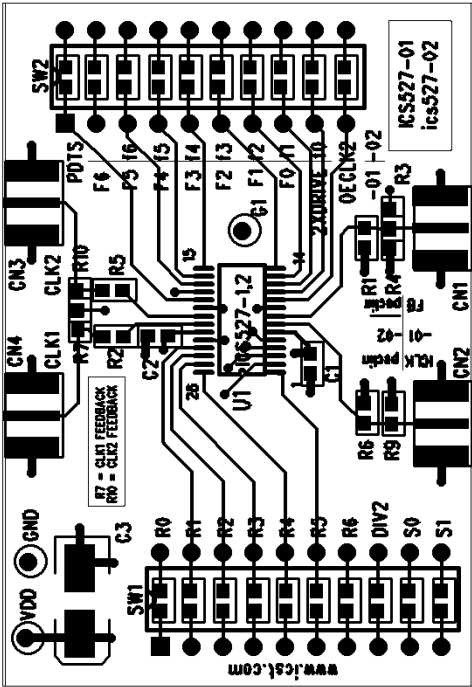

  
 Integrated Circuit Systems, Inc  
 525 Race Street  
 San Jose, CA 95126  
 408-297-1201 fax-408-925-9460

Title		ICS527-01/02 Demo Board	
Size	A	Document Number	Main
Rev	1.0a	Date:	Tuesday, December 14, 2004
		Sheet	1 of 1

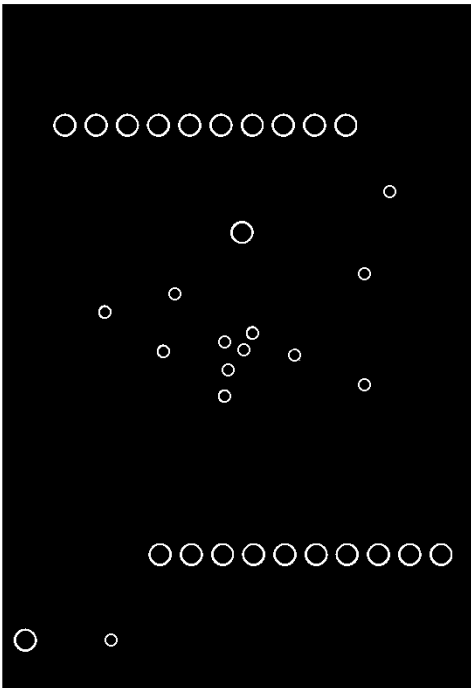
PCB Power Plane



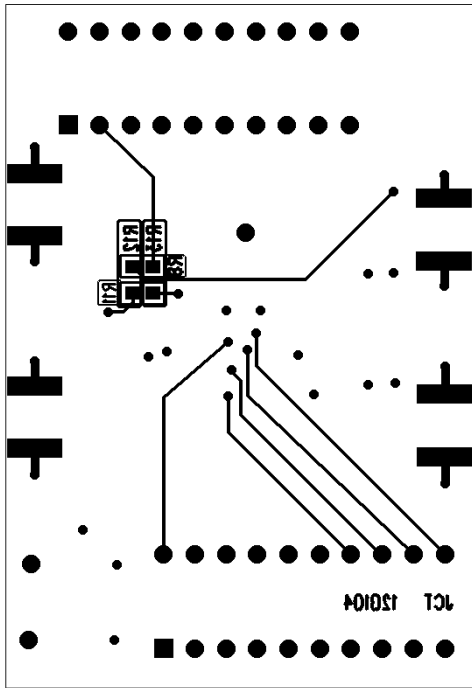
PCB Top



PCB Ground Plane



PCB Bottom



## IMPORTANT NOTICE AND DISCLAIMER

RENESAS ELECTRONICS CORPORATION AND ITS SUBSIDIARIES (“RENESAS”) PROVIDES TECHNICAL SPECIFICATIONS AND RELIABILITY DATA (INCLUDING DATASHEETS), DESIGN RESOURCES (INCLUDING REFERENCE DESIGNS), APPLICATION OR OTHER DESIGN ADVICE, WEB TOOLS, SAFETY INFORMATION, AND OTHER RESOURCES “AS IS” AND WITH ALL FAULTS, AND DISCLAIMS ALL WARRANTIES, EXPRESS OR IMPLIED, INCLUDING, WITHOUT LIMITATION, ANY IMPLIED WARRANTIES OF MERCHANTABILITY, FITNESS FOR A PARTICULAR PURPOSE, OR NON-INFRINGEMENT OF THIRD-PARTY INTELLECTUAL PROPERTY RIGHTS.

These resources are intended for developers who are designing with Renesas products. You are solely responsible for (1) selecting the appropriate products for your application, (2) designing, validating, and testing your application, and (3) ensuring your application meets applicable standards, and any other safety, security, or other requirements. These resources are subject to change without notice. Renesas grants you permission to use these resources only to develop an application that uses Renesas products. Other reproduction or use of these resources is strictly prohibited. No license is granted to any other Renesas intellectual property or to any third-party intellectual property. Renesas disclaims responsibility for, and you will fully indemnify Renesas and its representatives against, any claims, damages, costs, losses, or liabilities arising from your use of these resources. Renesas' products are provided only subject to Renesas' Terms and Conditions of Sale or other applicable terms agreed to in writing. No use of any Renesas resources expands or otherwise alters any applicable warranties or warranty disclaimers for these products.

(Disclaimer Rev.1.01)

### Corporate Headquarters

TOYOSU FORESIA, 3-2-24 Toyosu,  
Koto-ku, Tokyo 135-0061, Japan  
[www.renesas.com](http://www.renesas.com)

### Trademarks

Renesas and the Renesas logo are trademarks of Renesas Electronics Corporation. All trademarks and registered trademarks are the property of their respective owners.

### Contact Information

For further information on a product, technology, the most up-to-date version of a document, or your nearest sales office, please visit [www.renesas.com/contact-us/](http://www.renesas.com/contact-us/).