

To our customers,

Old Company Name in Catalogs and Other Documents

On April 1st, 2010, NEC Electronics Corporation merged with Renesas Technology Corporation, and Renesas Electronics Corporation took over all the business of both companies. Therefore, although the old company name remains in this document, it is a valid Renesas Electronics document. We appreciate your understanding.

Renesas Electronics website: <http://www.renesas.com>

April 1st, 2010
Renesas Electronics Corporation

Issued by: Renesas Electronics Corporation (<http://www.renesas.com>)

Send any inquiries to <http://www.renesas.com/inquiry>.

Notice

1. All information included in this document is current as of the date this document is issued. Such information, however, is subject to change without any prior notice. Before purchasing or using any Renesas Electronics products listed herein, please confirm the latest product information with a Renesas Electronics sales office. Also, please pay regular and careful attention to additional and different information to be disclosed by Renesas Electronics such as that disclosed through our website.
2. Renesas Electronics does not assume any liability for infringement of patents, copyrights, or other intellectual property rights of third parties by or arising from the use of Renesas Electronics products or technical information described in this document. No license, express, implied or otherwise, is granted hereby under any patents, copyrights or other intellectual property rights of Renesas Electronics or others.
3. You should not alter, modify, copy, or otherwise misappropriate any Renesas Electronics product, whether in whole or in part.
4. Descriptions of circuits, software and other related information in this document are provided only to illustrate the operation of semiconductor products and application examples. You are fully responsible for the incorporation of these circuits, software, and information in the design of your equipment. Renesas Electronics assumes no responsibility for any losses incurred by you or third parties arising from the use of these circuits, software, or information.
5. When exporting the products or technology described in this document, you should comply with the applicable export control laws and regulations and follow the procedures required by such laws and regulations. You should not use Renesas Electronics products or the technology described in this document for any purpose relating to military applications or use by the military, including but not limited to the development of weapons of mass destruction. Renesas Electronics products and technology may not be used for or incorporated into any products or systems whose manufacture, use, or sale is prohibited under any applicable domestic or foreign laws or regulations.
6. Renesas Electronics has used reasonable care in preparing the information included in this document, but Renesas Electronics does not warrant that such information is error free. Renesas Electronics assumes no liability whatsoever for any damages incurred by you resulting from errors in or omissions from the information included herein.
7. Renesas Electronics products are classified according to the following three quality grades: "Standard", "High Quality", and "Specific". The recommended applications for each Renesas Electronics product depends on the product's quality grade, as indicated below. You must check the quality grade of each Renesas Electronics product before using it in a particular application. You may not use any Renesas Electronics product for any application categorized as "Specific" without the prior written consent of Renesas Electronics. Further, you may not use any Renesas Electronics product for any application for which it is not intended without the prior written consent of Renesas Electronics. Renesas Electronics shall not be in any way liable for any damages or losses incurred by you or third parties arising from the use of any Renesas Electronics product for an application categorized as "Specific" or for which the product is not intended where you have failed to obtain the prior written consent of Renesas Electronics. The quality grade of each Renesas Electronics product is "Standard" unless otherwise expressly specified in a Renesas Electronics data sheets or data books, etc.
 - "Standard": Computers; office equipment; communications equipment; test and measurement equipment; audio and visual equipment; home electronic appliances; machine tools; personal electronic equipment; and industrial robots.
 - "High Quality": Transportation equipment (automobiles, trains, ships, etc.); traffic control systems; anti-disaster systems; anti-crime systems; safety equipment; and medical equipment not specifically designed for life support.
 - "Specific": Aircraft; aerospace equipment; submersible repeaters; nuclear reactor control systems; medical equipment or systems for life support (e.g. artificial life support devices or systems), surgical implantations, or healthcare intervention (e.g. excision, etc.), and any other applications or purposes that pose a direct threat to human life.
8. You should use the Renesas Electronics products described in this document within the range specified by Renesas Electronics, especially with respect to the maximum rating, operating supply voltage range, movement power voltage range, heat radiation characteristics, installation and other product characteristics. Renesas Electronics shall have no liability for malfunctions or damages arising out of the use of Renesas Electronics products beyond such specified ranges.
9. Although Renesas Electronics endeavors to improve the quality and reliability of its products, semiconductor products have specific characteristics such as the occurrence of failure at a certain rate and malfunctions under certain use conditions. Further, Renesas Electronics products are not subject to radiation resistance design. Please be sure to implement safety measures to guard them against the possibility of physical injury, and injury or damage caused by fire in the event of the failure of a Renesas Electronics product, such as safety design for hardware and software including but not limited to redundancy, fire control and malfunction prevention, appropriate treatment for aging degradation or any other appropriate measures. Because the evaluation of microcomputer software alone is very difficult, please evaluate the safety of the final products or system manufactured by you.
10. Please contact a Renesas Electronics sales office for details as to environmental matters such as the environmental compatibility of each Renesas Electronics product. Please use Renesas Electronics products in compliance with all applicable laws and regulations that regulate the inclusion or use of controlled substances, including without limitation, the EU RoHS Directive. Renesas Electronics assumes no liability for damages or losses occurring as a result of your noncompliance with applicable laws and regulations.
11. This document may not be reproduced or duplicated, in any form, in whole or in part, without prior written consent of Renesas Electronics.
12. Please contact a Renesas Electronics sales office if you have any questions regarding the information contained in this document or Renesas Electronics products, or if you have any other inquiries.

(Note 1) "Renesas Electronics" as used in this document means Renesas Electronics Corporation and also includes its majority-owned subsidiaries.

(Note 2) "Renesas Electronics product(s)" means any product developed or manufactured by or for Renesas Electronics.

38C2 Group

LCD Drive Control Circuit (External Dividing Resistor Usage)

1. Abstract

The following article introduces and shows an example of how to use the LCD Drive Control Circuit (External Dividing Resistor Usage) on the 38C2 group device.

2. Introduction

The explanation of this issue is applied to the following condition:

Applicable MCU: 38C2 Group

Oscillation frequency: 8MHz

In this sample program, the bit of the function which is not used may be operated on account of bit arrangement of SFR. Please set these setting values according to the use situation of a user system.

3. Contents

3.1 LCD Panel Display (Use of External Dividing Resistor)

Outline: The LCD panel is displayed by using the LCD drive control circuit.

Specifications:

- Segment output SEG0-SEG13 and common COM0-COM3 are used.
- Frame frequency=61Hz
- Duty ratio number=4, Bias value=1/3
- Waveform type B
- External dividing resistor is used
- “M38C2” is displayed

Figure 3.1 shows a Segment Allocation Example; Figure 3.2 shows the Circuit Example (When Using External Dividing Resistor); Figure 3.3 shows the LCD Display RAM Map; Figure 3.4 shows a LCD Display RAM Setting Example; Figures 3.5 and 3.6 show the Relevant Registers Setting; Figure 3.7 shows the Control Procedure.

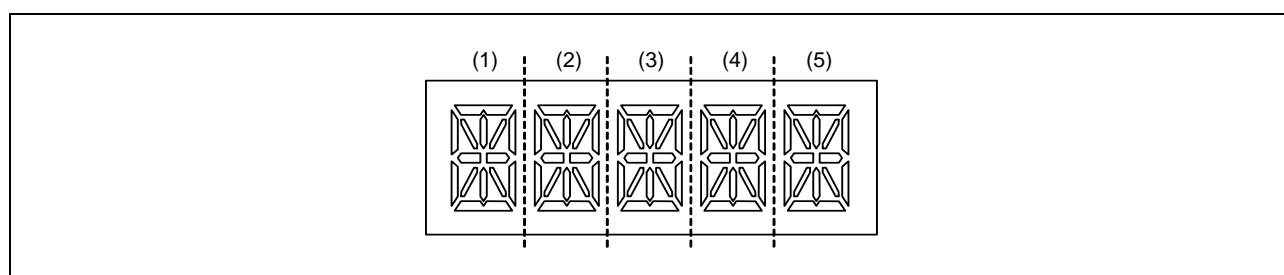


Figure 3.1 Segment Allocation Example

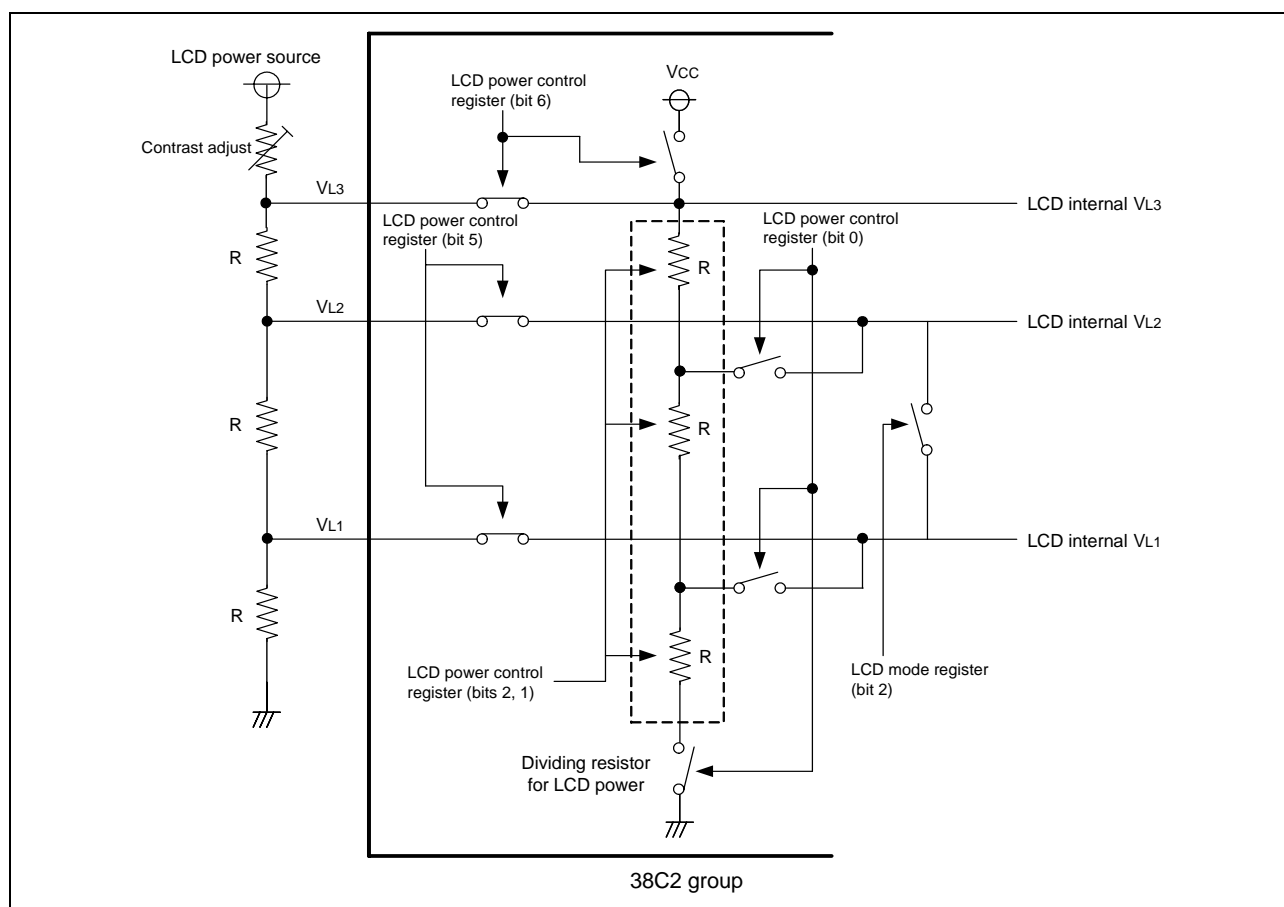


Figure 3.2 Circuit Example (When Using External Dividing Resistor)

Address \ Bit		7	6	5	4	3	2	1	0
		COM ₃	COM ₂	COM ₁	COM ₀	COM ₃	COM ₂	COM ₁	COM ₀
Address 0040 ₁₆	LRAM0	SEG ₁				SEG ₀			
Address 0041 ₁₆	LRAM1	SEG ₃				SEG ₂			
Address 0042 ₁₆	LRAM2	SEG ₅				SEG ₄			
Address 0043 ₁₆	LRAM3	SEG ₇				SEG ₆			
Address 0044 ₁₆	LRAM4	SEG ₉				SEG ₈			
Address 0045 ₁₆	LRAM5	SEG ₁₁				SEG ₁₀			
Address 0046 ₁₆	LRAM6	SEG ₁₃				SEG ₁₂			
Address 0047 ₁₆	LRAM7	SEG ₁₅				SEG ₁₄			
Address 0048 ₁₆	LRAM8	SEG ₁₇				SEG ₁₆			
Address 0049 ₁₆	LRAM9	SEG ₁₉				SEG ₁₈			
Address 004A ₁₆	LRAM10	SEG ₂₁				SEG ₂₀			
Address 004B ₁₆	LRAM11	SEG ₂₃				SEG ₂₂			

Figure 3.3 LCD Display RAM Map

Address \ Bit		7	6	5	4	3	2	1	0
		COM ₃	COM ₂	COM ₁	COM ₀	COM ₃	COM ₂	COM ₁	COM ₀
Address 0040 ₁₆	LRAM0	h	g	f	e	d	c	b	a
Address 0041 ₁₆	LRAM1	n	m		l	k	j		i
Address 0042 ₁₆	LRAM2	h	g	f	e	d	c	b	a
Address 0043 ₁₆	LRAM3	n	m		l	k	j		i
Address 0044 ₁₆	LRAM4	h	g	f	e	d	c	b	a
Address 0045 ₁₆	LRAM5	n	m		l	k	j		i
Address 0046 ₁₆	LRAM6	h	g	f	e	d	c	b	a
Address 0047 ₁₆	LRAM7	n	m		l	k	j		i
Address 0048 ₁₆	LRAM8	h	g	f	e	d	c	b	a
Address 0049 ₁₆	LRAM9	n	m		l	k	j		i
Address 004A ₁₆	LRAM10								
Address 004B ₁₆	LRAM11								

Digit

→(1)

→(1)

→(2)

→(2)

→(3)

→(3)

→(4)

→(4)

→(5)

→(5)

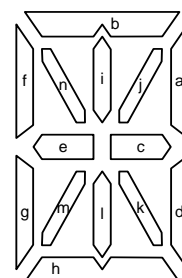


Figure 3.4 LCD Display RAM Setting Example

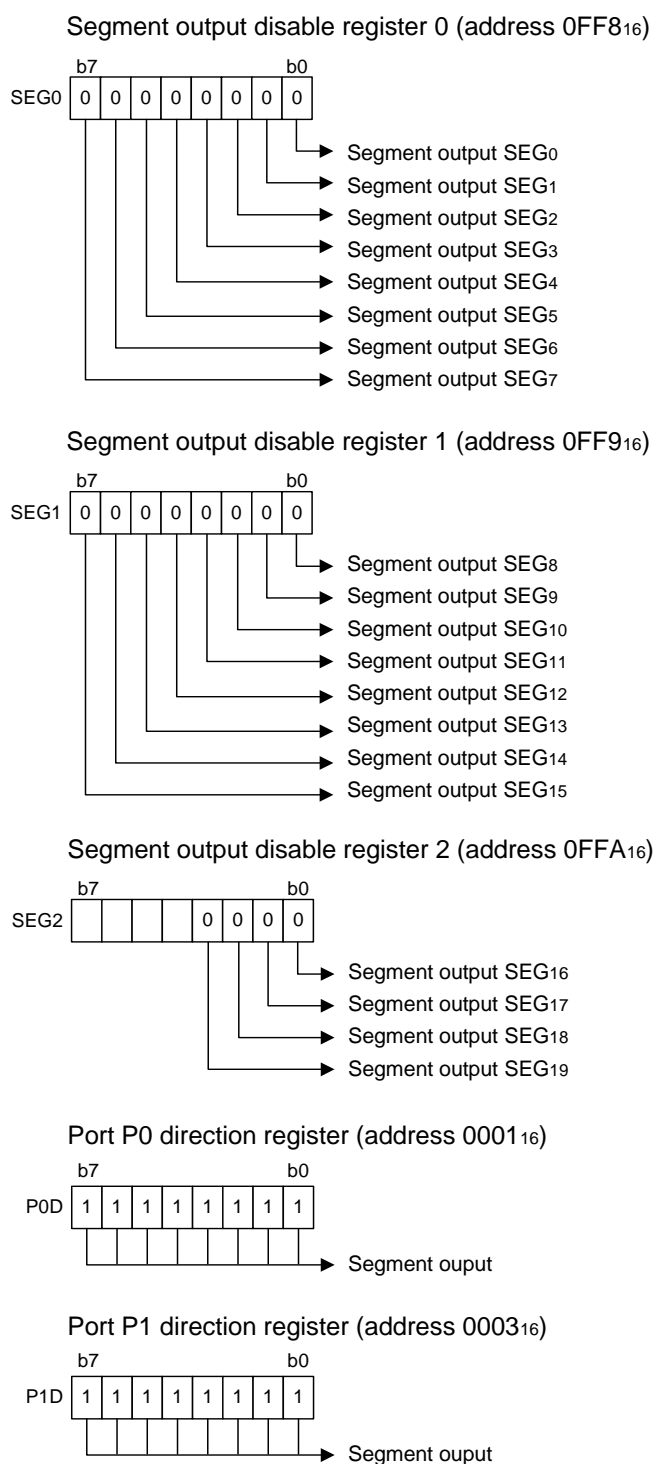
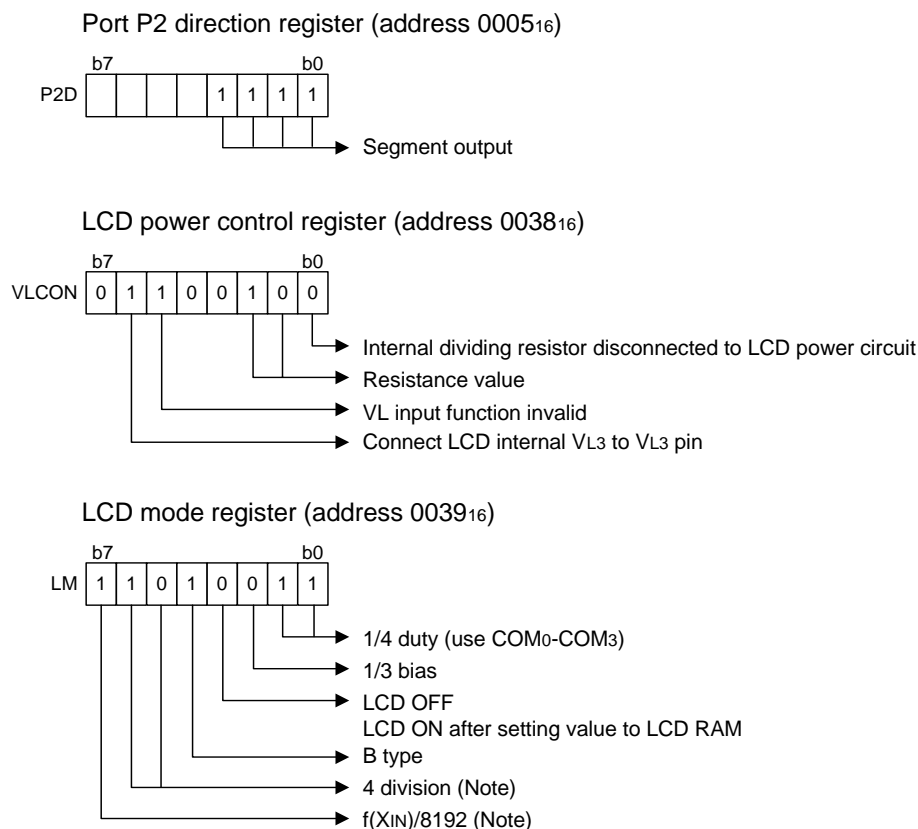


Figure 3.5 Relevant Register Setting (1)

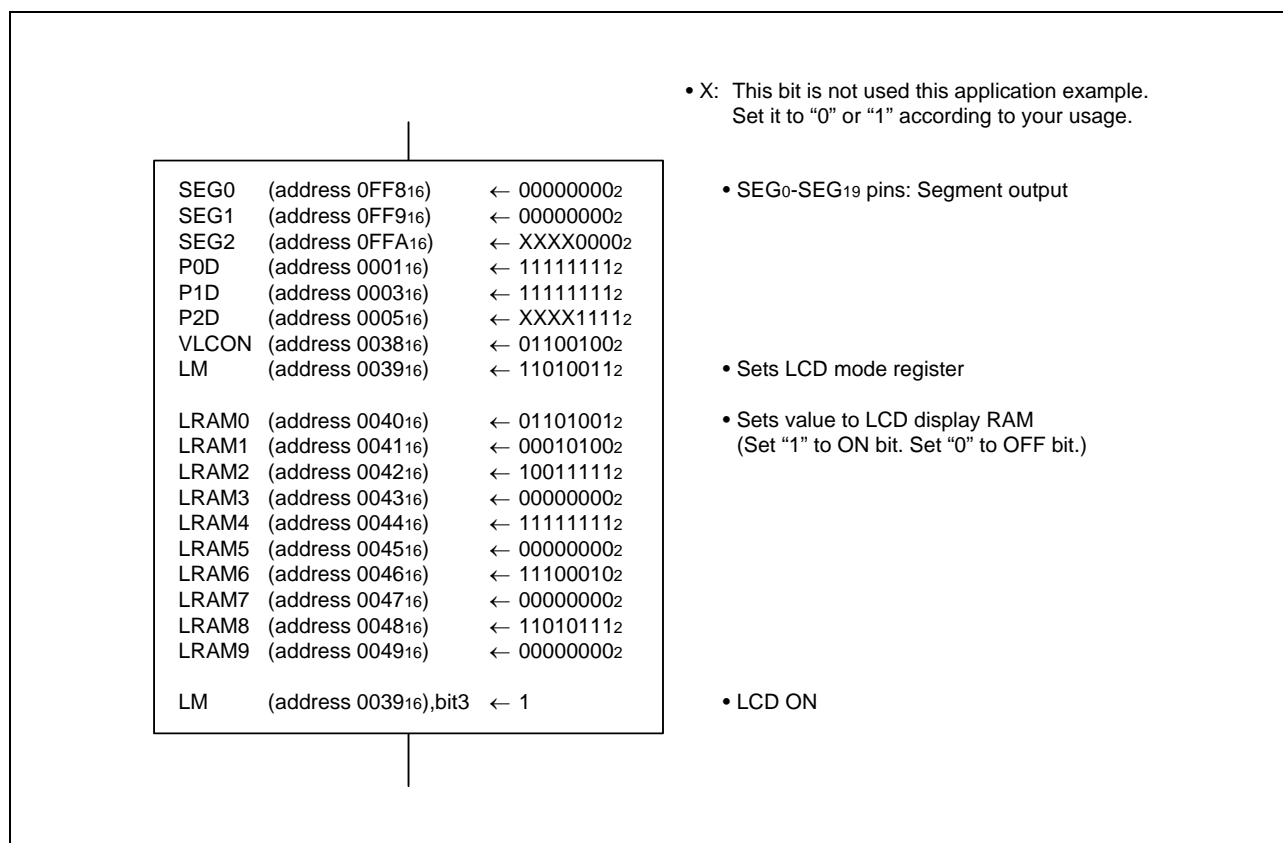


Notes: Frame frequency= $f(\text{LCDCK})/\text{Duty ratio}$
 $f(\text{LCDCK})$ =frequency of count source for LCDCK/Divider division ratio for LCD circuit
 Therefore, the frame frequency at $f(X_{IN})=8\text{MHz}$ is as follows.

$$\text{Frame frequency} = \{(8 \times 10^6 / 8192) / 4\} / 4 \approx 61.035\text{Hz}$$

Segment output disable register		0	1
Direction register	0	Input port No pull-up	Input port Pull-up ← Initial status
	1	Segment output	Port output

Figure 3.6 Relevant Register Setting (2)


Figure 3.7 Control Procedure

4. Sample Programming Code

```
[Main processing]
__MAIN:
    LDA  #01111111      ;Set Segment output disable register 0
    STA  SEG0
    LDM  #01111111      ;Set Segment output disable register 1
    STA  SEG1
    LDM  #01110000      ;Set Segment output disable register 2
    STA  SEG2
    LDM  #01111111,P0D   ;Set Port P0 direction register
    LDM  #01111111,P1D   ;Set Port P1 direction register
    LDM  #00111111,P2D   ;Set Port P2 direction register
    LDM  #01100100,VLCON  ;Set LCD power control register
    LDM  #01101001,LM     ;Set LCD mode register
;
    LDM  #01101001,LRAM0  ;Set LCD display RAM
    LDM  #00010100,LRAM1
    LDM  #01001111,LRAM2
    LDM  #00000000,LRAM3
    LDM  #01111111,LRAM4
    LDM  #00000000,LRAM5
    LDM  #01100010,LRAM6
    LDM  #00000000,LRAM7
    LDM  #01101011,LRAM8
    LDM  #00000000,LRAM9
;
    SEB  3,LM            ;LCD display ON
;
```

5. Reference

Renesas Technology Corporation Semiconductor Home Page
<http://www.renesas.com>

E-mail Support
E-mail: support_apl@renesas.com

Data Sheet
38C2 Group (A version) Data sheet
(Use the latest version on the home page: <http://www.renesas.com>)

REVISION HISTORY	38C2 Group LCD Drive Control Circuit (External Dividing Resistor Usage)
------------------	--

Rev.	Date	Description	
		Page	Summary
1.00	Sep 25, 2004	–	First Edition issued

Keep safety first in your circuit designs!

1. Renesas Technology Corporation puts the maximum effort into making semiconductor products better and more reliable, but there is always the possibility that trouble may occur with them. Trouble with semiconductors may lead to personal injury, fire or property damage. Remember to give due consideration to safety when making your circuit designs, with appropriate measures such as (i) placement of substitutive, auxiliary circuits, (ii) use of non-flammable material or (iii) prevention against any malfunction or mishap.

Notes regarding these materials

1. These materials are intended as a reference to assist our customers in the selection of the Renesas Technology Corporation product best suited to the customer's application; they do not convey any license under any intellectual property rights, or any other rights, belonging to Renesas Technology Corporation or a third party.
2. Renesas Technology Corporation assumes no responsibility for any damage, or infringement of any third-party's rights, originating in the use of any product data, diagrams, charts, programs, algorithms, or circuit application examples contained in these materials.
3. All information contained in these materials, including product data, diagrams, charts, programs and algorithms represents information on products at the time of publication of these materials, and are subject to change by Renesas Technology Corporation without notice due to product improvements or other reasons. It is therefore recommended that customers contact Renesas Technology Corporation or an authorized Renesas Technology Corporation product distributor for the latest product information before purchasing a product listed herein.

The information described here may contain technical inaccuracies or typographical errors. Renesas Technology Corporation assumes no responsibility for any damage, liability, or other loss rising from these inaccuracies or errors.

Please also pay attention to information published by Renesas Technology Corporation by various means, including the Renesas Technology Corporation Semiconductor home page (<http://www.renesas.com>).
4. When using any or all of the information contained in these materials, including product data, diagrams, charts, programs, and algorithms, please be sure to evaluate all information as a total system before making a final decision on the applicability of the information and products. Renesas Technology Corporation assumes no responsibility for any damage, liability or other loss resulting from the information contained herein.
5. Renesas Technology Corporation semiconductors are not designed or manufactured for use in a device or system that is used under circumstances in which human life is potentially at stake. Please contact Renesas Technology Corporation or an authorized Renesas Technology Corporation product distributor when considering the use of a product contained herein for any specific purposes, such as apparatus or systems for transportation, vehicular, medical, aerospace, nuclear, or undersea repeater use.
6. The prior written approval of Renesas Technology Corporation is necessary to reprint or reproduce in whole or in part these materials.
7. If these products or technologies are subject to the Japanese export control restrictions, they must be exported under a license from the Japanese government and cannot be imported into a country other than the approved destination.

Any diversion or reexport contrary to the export control laws and regulations of Japan and/or the country of destination is prohibited.
8. Please contact Renesas Technology Corporation for further details on these materials or the products contained therein.