

Introduction

Fuzhou Suntop Elec.Co., Ltd has designed a demo board which demonstrates how GreenFET and GreenPAK can be applied in Dimming LED Driver (See below figure 1).

The demo board is connected to 5V power supply via microUSB interface. This is self-locked power switch which can control on and off using GreenFET3 chip. When the device turns on power, the indicator light becomes red, and the signal goes to GreenPAK chip. Rotating the brightness knob (clockwise to increase) can control LED's brightness. Those 3 LEDs (green) indicate the current brightness values. Notes: As LED light is intensive, please do not look directly in order to avoid hurting your eyes.



Figure 1. Dimming LED Driver

GreenFET circuit design

SLG59M301V is a single N-channel load switch with integrated charge pump. The demo board demonstrates the advantages of N-channel MOSFET against P-channel MOSFET in low power control application.

Advantages:

1. The cost of N-channel MOSFET is less than P-channel MOSFET.
2. With less power consumption, the Rds(ON) of N-channel is lower than P-channel.
3. Integrated charge pump allows using lower power supply for on and off control.

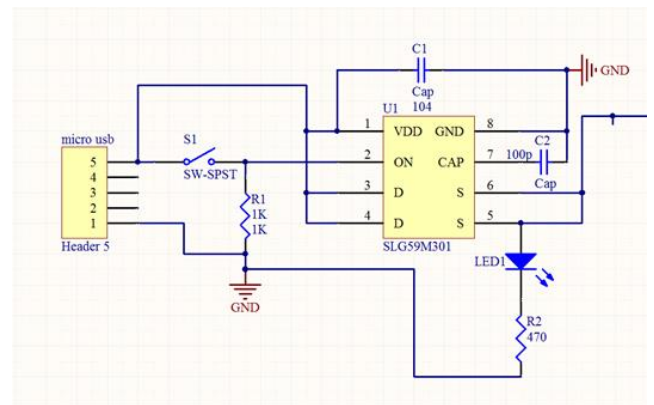


Figure 2. GreenFET circuit

GreenPAK circuit design

GreenPAK2 is a one-time programmable mixed-signal matrix, which contains PWM, ADC, Comparators, Voltage reference, clock generator and other circuits. With lower cost and higher reliability, it is simple to develop, and fast to run.

This demo board demonstrates how the usage of the internal clock generator, counter, ADC, PWM, Comparator, voltage reference, digital gate and, realizes the function of LED soft on/off control. With GreenPAK2 Development platform, you can develop the code to run on the part very quickly. Because there is no processor core, the system is highly reliable, as there is no issue with the

processor core stuck in a loop. Below, please find the picture for GreenPAK2 development platform.

Related Files

Programing code for **GreenPAK Designer**.

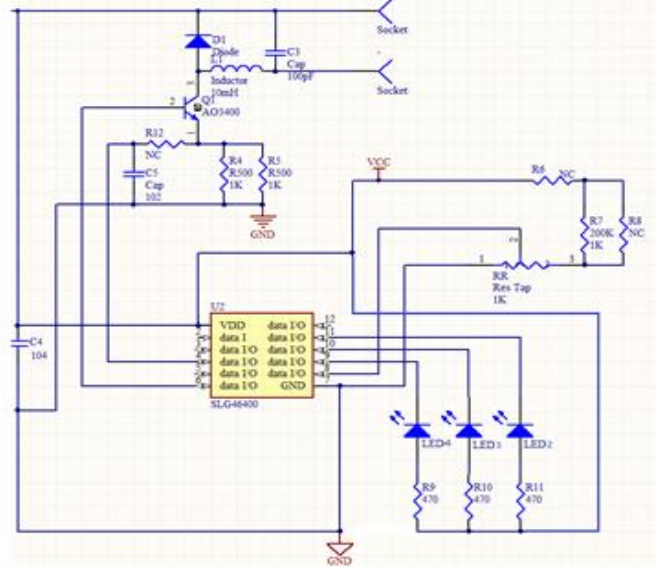


Figure 3. GreenPAK circuit

GreenPAK2 Design

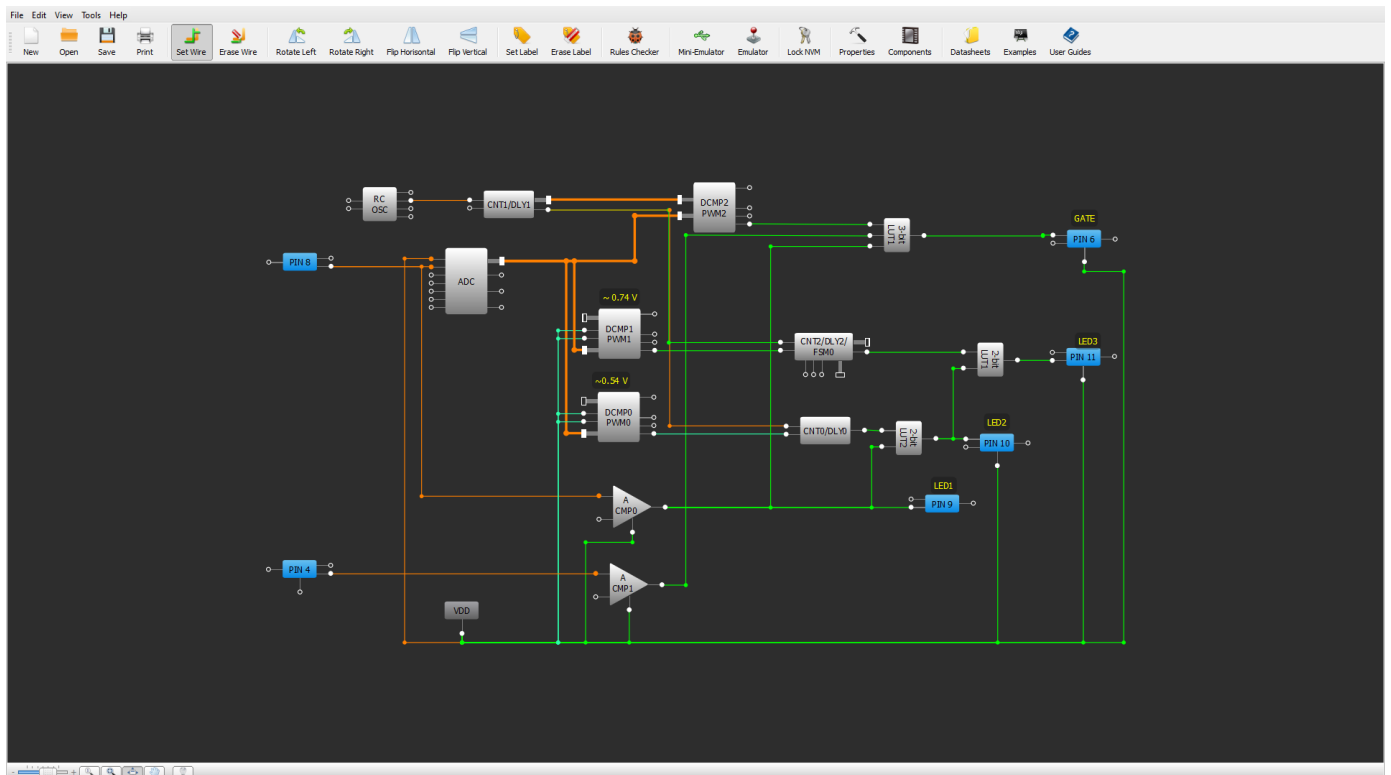


Figure 4. GreenPAK2 development platform design

IMPORTANT NOTICE AND DISCLAIMER

RENESAS ELECTRONICS CORPORATION AND ITS SUBSIDIARIES (“RENESAS”) PROVIDES TECHNICAL SPECIFICATIONS AND RELIABILITY DATA (INCLUDING DATASHEETS), DESIGN RESOURCES (INCLUDING REFERENCE DESIGNS), APPLICATION OR OTHER DESIGN ADVICE, WEB TOOLS, SAFETY INFORMATION, AND OTHER RESOURCES “AS IS” AND WITH ALL FAULTS, AND DISCLAIMS ALL WARRANTIES, EXPRESS OR IMPLIED, INCLUDING, WITHOUT LIMITATION, ANY IMPLIED WARRANTIES OF MERCHANTABILITY, FITNESS FOR A PARTICULAR PURPOSE, OR NON-INFRINGEMENT OF THIRD-PARTY INTELLECTUAL PROPERTY RIGHTS.

These resources are intended for developers who are designing with Renesas products. You are solely responsible for (1) selecting the appropriate products for your application, (2) designing, validating, and testing your application, and (3) ensuring your application meets applicable standards, and any other safety, security, or other requirements. These resources are subject to change without notice. Renesas grants you permission to use these resources only to develop an application that uses Renesas products. Other reproduction or use of these resources is strictly prohibited. No license is granted to any other Renesas intellectual property or to any third-party intellectual property. Renesas disclaims responsibility for, and you will fully indemnify Renesas and its representatives against, any claims, damages, costs, losses, or liabilities arising from your use of these resources. Renesas' products are provided only subject to Renesas' Terms and Conditions of Sale or other applicable terms agreed to in writing. No use of any Renesas resources expands or otherwise alters any applicable warranties or warranty disclaimers for these products.

(Disclaimer Rev.1.01 Jan 2024)

Corporate Headquarters

TOYOSU FORESIA, 3-2-24 Toyosu,
Koto-ku, Tokyo 135-0061, Japan
www.renesas.com

Trademarks

Renesas and the Renesas logo are trademarks of Renesas Electronics Corporation. All trademarks and registered trademarks are the property of their respective owners.

Contact Information

For further information on a product, technology, the most up-to-date version of a document, or your nearest sales office, please visit www.renesas.com/contact-us/.