

Brief Description

The ZSPM10x5 single-phase digital PWM controller family is optimally configured for use with the Murata Power Solutions 25A and 35A Power Blocks in smart digital power solutions.

The ZSPM10x5 controllers integrate a digital control loop, optimized for load-step transient response, steady-state performance, stability, and maximum flexibility. For improved system reliability, a rich set of protection and monitoring functions is provided.

The ZSPM10x5 family features a user-selectable, preconfigured digital control loop and compensators optimized for use with the Murata Power Solutions 25A power block OKLP-X/25-W12-C and 35A power block OKLP-X/35-W12-C.

Downloadable reference solutions are available, including IDT's Pink Power Designer™ GUI, layout guidelines, bill of materials, and step-by-step instructions.


- **ZSPM10x5A** features PMBus™ programmable output voltage (0.35V-3.60V); four predefined output capacitance ranges; and configurable protection, sequencing, and monitoring.
- **ZSPM10x5C** features pin-strap selectable output voltage (0.62V-1.20V) and four predefined output capacitance ranges.
- **ZSPM10x5D** features pin-strap selectable output voltage (1.25V-3.40V) and four predefined output capacitance ranges.

Available Support

- Evaluation Kit
- Reference Solution
- PC-based Pink Power Designer™ GUI

Physical Characteristics

- Operation temperature: -40°C to +125°C
- V_{OUT} : 0.35V to 3.60V (ZSPM10x5A)
- V_{OUT} : 0.62V to 1.20V (ZSPM10x5C)
- V_{OUT} : 1.25V to 3.40V (ZSPM10x5D)
- Lead free (RoHS compliant) 24-pin QFN package (4mm x 4mm)

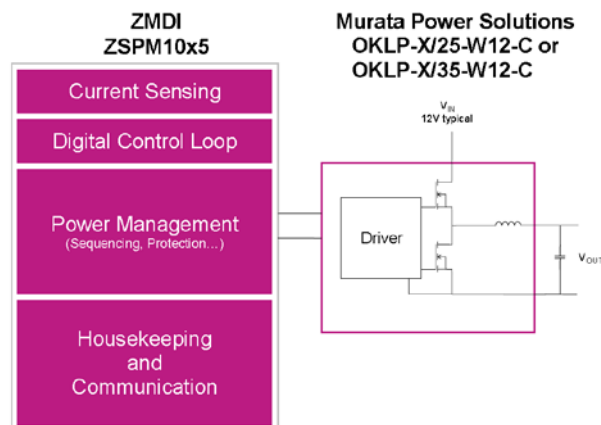


Features

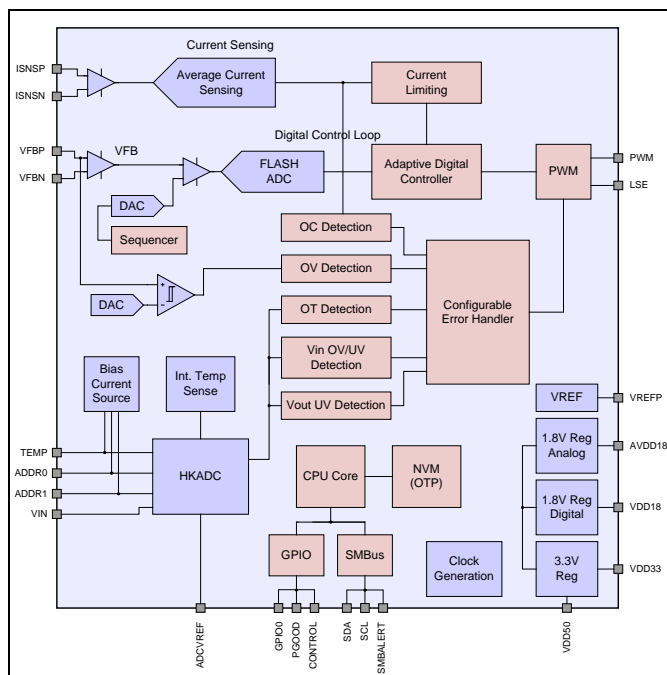
- Application-optimized digital control loop
- Advanced digital control techniques for maximum flexibility and excellent transient performance
- Extensive fault monitoring and handling
- Pre-configured for optimized use with Murata Power Solutions 25A and 35A Power Blocks
- PMBus™ or 2-pin configuration for loop compensation, output voltage, and slew rate
- Operation from a single 5V or 3.3V supply

Benefits

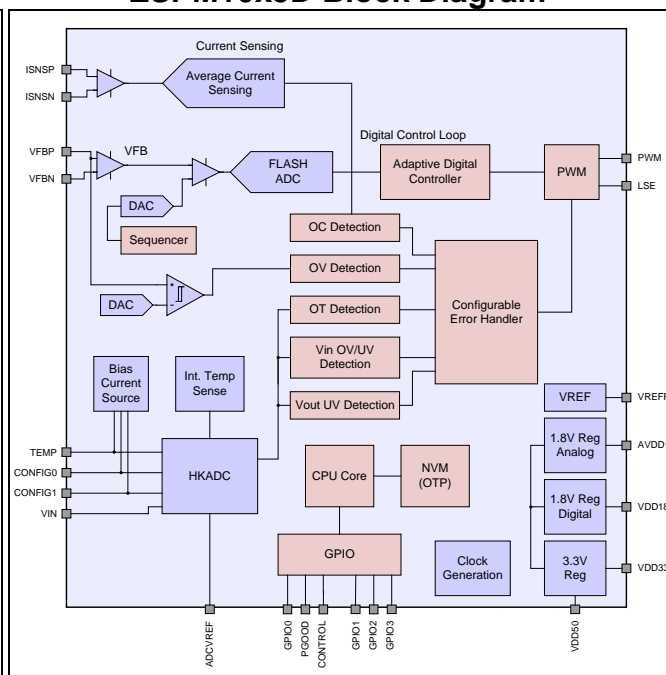
- Fast time-to-market using off-the-shelf, optimally configured controller and power block
- Fast configurability and design flexibility
- Simplified design flow and high reliability via proven system design solution
- Pin-to-pin compatibility across the product family enabling 25A and 35A point-of-load platform designs with or without digital communication



ZSPM10x5A Block Diagram



**ZSPM10x5C and
ZSPM10x5D Block Diagram**



Product Overview

IDT PWM Controller	Murata Power Block	Output Current (A)	Output Voltage		Output Capacitance ¹ (μF)	Predefined Compensation Loops ¹	Configurable	Digital Monitoring
			Level (V)	Slew Rate (V/ms)				
ZSPM1025A	OKLP-X/25	25	0.35-3.60	0.01-10	200-5700	4	PMBus™	Final application and development
ZSPM1025C	OKLP-X/25	25	0.62-1.20	0.10-10	200-5700	4	Pin Strap	Only during development
ZSPM1025D	OKLP-X/25	25	1.25-3.40	0.10-10	200-5700	4	Pin Strap	Only during development
ZSPM1035A	OKLP-X/35	35	0.35-3.60	0.01-10	200-5700	4	PMBus™	Final application and development
ZSPM1035C	OKLP-X/35	35	0.62-1.20	0.10-10	200-5700	4	Pin Strap	Only during development
ZSPM1035D	OKLP-X/35	35	1.25-3.40	0.10-10	200-5700	4	Pin Strap	Only during development

Note 1: See datasheet for more information.

Ordering Information

Note: Part numbers ZSPM1025AA1W 1 and ZSPM1035AA1W 1 are sold under a limited license from PowerOne, Inc. related to digital power technology as set forth in U.S. Patent 7000125 and other related patents owned by PowerOne, Inc. This license does not extend to stand-alone power supply products.

Sales Code	Description	Package
ZSPM1025AA1W 1	ZSPM1025A Digital PWM Controller for use with Murata 25A Power Block OKLP-X/25-W12-C	Reel
ZSPM1025CA1W 0	ZSPM1025C Digital PWM Controller for use with Murata 25A Power Block OKLP-X/25-W12-C	Reel
ZSPM1025DA1W 0	ZSPM1025D Digital PWM Controller for use with Murata 25A Power Block OKLP-X/25-W12-C	Reel
ZSPM1035AA1W 1	ZSPM1035A Digital PWM Controller for use with Murata 35A Power Block OKLP-X/35-W12-C	Reel
ZSPM1035CA1W 0	ZSPM1035C Digital PWM Controller for use with Murata 35A Power Block OKLP-X/35-W12-C	Reel
ZSPM1035DA1W 0	ZSPM1035D Digital PWM Controller for use with Murata 35A Power Block OKLP-X/35-W12-C	Reel
ZSPM8025-KIT	Evaluation Kit for ZSPM1025A with PMBus™ Communication Interface. Pink Power Designer™ GUI can be downloaded from the IDT web site at www.IDT.com/ZSPM8025KIT	Kit
ZSPM8725-KIT	Evaluation Kit for ZSPM1025C with PMBus™ Communication Interface. Pink Power Designer™ GUI can be downloaded from the IDT web site at www.IDT.com/ZSPM8725KIT	Kit
ZSPM8825-KIT	Evaluation Kit for ZSPM1025D with PMBus™ Communication Interface. Pink Power Designer™ GUI can be downloaded from the IDT web site at www.IDT.com/ZSPM8825KIT	Kit
ZSPM8035-KIT	Evaluation Kit for ZSPM1035A with PMBus™ Communication Interface. Pink Power Designer™ GUI can be downloaded from the IDT web site at www.IDT.com/ZSPM8035KIT	Kit
ZSPM8735-KIT	Evaluation Kit for ZSPM1035C with PMBus™ Communication Interface. Pink Power Designer™ GUI can be downloaded from the IDT web site at www.IDT.com/ZSPM8735KIT	Kit
ZSPM8835-KIT	Evaluation Kit for ZSPM1035D with PMBus™ Communication Interface. Pink Power Designer™ GUI can be downloaded from the IDT web site at www.IDT.com/ZSPM8835KIT	Kit

IMPORTANT NOTICE AND DISCLAIMER

RENESAS ELECTRONICS CORPORATION AND ITS SUBSIDIARIES ("RENESAS") PROVIDES TECHNICAL SPECIFICATIONS AND RELIABILITY DATA (INCLUDING DATASHEETS), DESIGN RESOURCES (INCLUDING REFERENCE DESIGNS), APPLICATION OR OTHER DESIGN ADVICE, WEB TOOLS, SAFETY INFORMATION, AND OTHER RESOURCES "AS IS" AND WITH ALL FAULTS, AND DISCLAIMS ALL WARRANTIES, EXPRESS OR IMPLIED, INCLUDING, WITHOUT LIMITATION, ANY IMPLIED WARRANTIES OF MERCHANTABILITY, FITNESS FOR A PARTICULAR PURPOSE, OR NON-INFRINGEMENT OF THIRD-PARTY INTELLECTUAL PROPERTY RIGHTS.

These resources are intended for developers who are designing with Renesas products. You are solely responsible for (1) selecting the appropriate products for your application, (2) designing, validating, and testing your application, and (3) ensuring your application meets applicable standards, and any other safety, security, or other requirements. These resources are subject to change without notice. Renesas grants you permission to use these resources only to develop an application that uses Renesas products. Other reproduction or use of these resources is strictly prohibited. No license is granted to any other Renesas intellectual property or to any third-party intellectual property. Renesas disclaims responsibility for, and you will fully indemnify Renesas and its representatives against, any claims, damages, costs, losses, or liabilities arising from your use of these resources. Renesas' products are provided only subject to Renesas' Terms and Conditions of Sale or other applicable terms agreed to in writing. No use of any Renesas resources expands or otherwise alters any applicable warranties or warranty disclaimers for these products.

(Disclaimer Rev.1.01 Jan 2024)

Corporate Headquarters

TOYOSU FORESIA, 3-2-24 Toyosu,
Koto-ku, Tokyo 135-0061, Japan
www.renesas.com

Contact Information

For further information on a product, technology, the most up-to-date version of a document, or your nearest sales office, please visit www.renesas.com/contact-us/.

Trademarks

Renesas and the Renesas logo are trademarks of Renesas Electronics Corporation. All trademarks and registered trademarks are the property of their respective owners.