
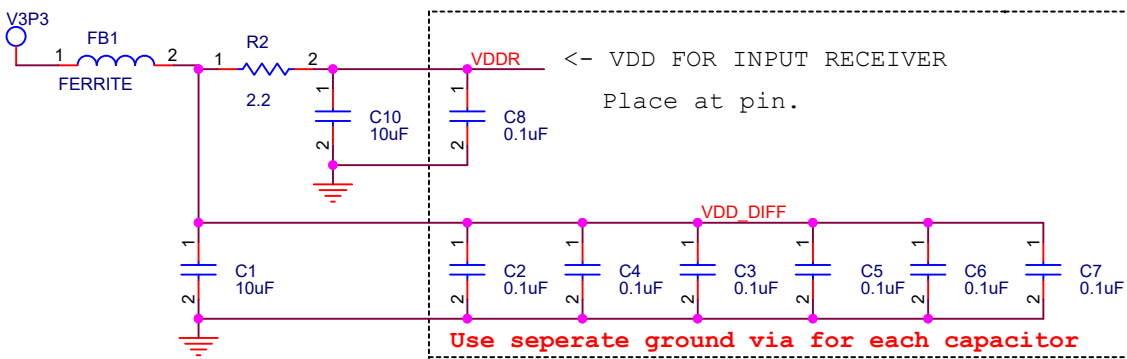
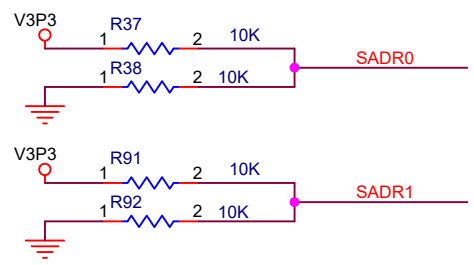


Pull up resistors are at SMBus controller end.

SCLK 3.3
SDATA 3.3

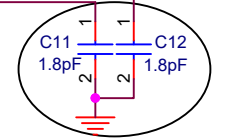
Pin 4 may be connected to Vdd ->



Do not terminate unused outputs. Leave floating

2 in. 85 ohm coupled differential trace.

Test load if unused outputs are available.



9QXL2000B SMBus Addressing

SMB PIN	Address
A1 A0	
L L	D8
L M	DA
L H	DE
M L	C2
M M	C4
M H	C6
H L	CA
H M	CC
H H	CE

NOTE: FERRITE BEADS =

Manufacture	Part Number	Z@100MHz	PkgSz	DC res.	Current (Ma)
muRata	BLM21A601R	600	0805	0.30	600
TDK	MMZ2012S601A	600	0805	0.30	600
STEWART	HZ0805E601R	600	0805	0.30	600
AssocCmpTch	CBG0805-600-50	600	0805	0.30	600

Revision history

Rev	Change
0.1	First publication
0.2	Update symbpl for rev B

Integrated Device Technology
6024 Silver Creek Valley Road
San Jose, CA

Title: 9QXL2000B

Size B Document Number Rev 0.2

Date: Thursday, January 31, 2019 Sheet 1 of 1