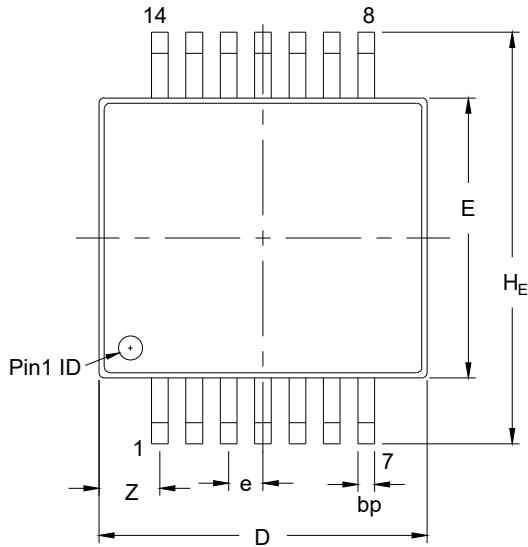
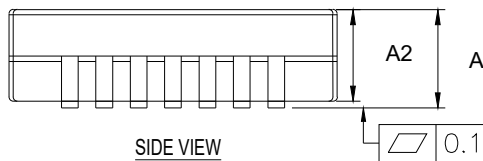


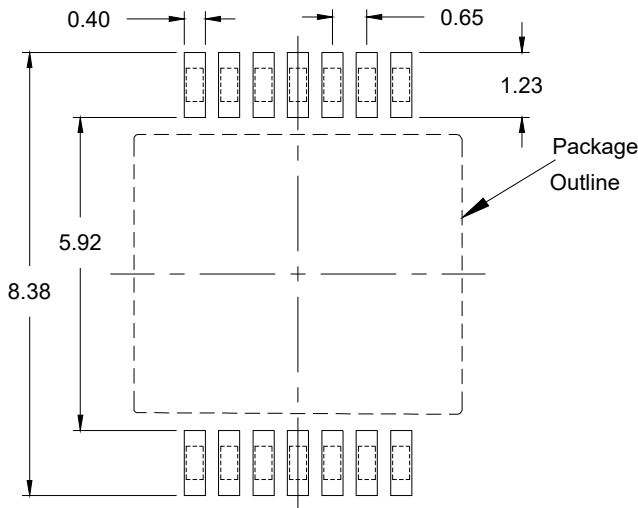
BASED ON JEDEC JEP95: MO-150



TOP VIEW



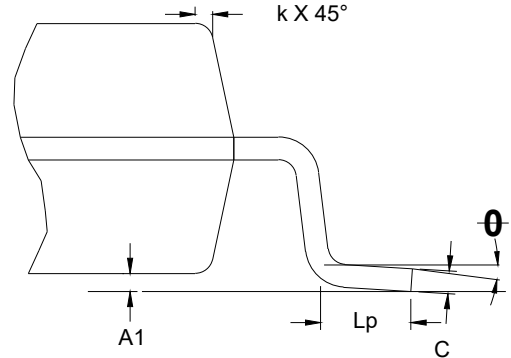
SIDE VIEW



RECOMMENDED LAND PATTERN
(PCB Top View, SMD Design)

- | | |
|------------------|------------------------|
| 1. Dimensions | |
| 2. Weight | ≤ 0.3 g |
| 3. Body Material | LOW STRESS EPOXY |
| 4. Lead Material | FeNi-ALLOY or Cu-ALLOY |
| 5. Lead Finish | SOLDER PLATING |
| 6. Lead Form | Z-BENDS |

VIEW X



DIMENSIONS OF SUB-GROUP C1	
A min	1.73
A1 min	0.05
A1 max	0.21
A2 min	1.68
A2 max	1.78
c min	0.09
c max	0.20
D min*	6.07
D max*	6.33
E min*	5.20
E max*	5.38
k min	0.25
θ max	0°
θ max	10°

* WITHOUT MOLD FLASH

DIMENSIONS OF SUB-GROUP B1	
A max	1.99
bp min	0.25
bp max	0.38
e nom	0.65
HE min	7.40
HE max	8.20
Lpmin	0.63
Z max	1.22

NOTES:

- JEDEC compatible.
- All dimensions are in mm and angles are in degrees.