

CubeSuite Ver.1.40

Integrated Development Environment

User's Manual: Message

Target Device

78K0 Microcontroller

78K0R Microcontroller

V850 Microcontroller

All information contained in these materials, including products and product specifications, represents information on the product at the time of publication and is subject to change by Renesas Electronics Corp. without notice. Please review the latest information published by Renesas Electronics Corp. through various means, including the Renesas Electronics Corp. website (<http://www.renesas.com>).

Notice

1. All information included in this document is current as of the date this document is issued. Such information, however, is subject to change without any prior notice. Before purchasing or using any Renesas Electronics products listed herein, please confirm the latest product information with a Renesas Electronics sales office. Also, please pay regular and careful attention to additional and different information to be disclosed by Renesas Electronics such as that disclosed through our website.
2. Renesas Electronics does not assume any liability for infringement of patents, copyrights, or other intellectual property rights of third parties by or arising from the use of Renesas Electronics products or technical information described in this document. No license, express, implied or otherwise, is granted hereby under any patents, copyrights or other intellectual property rights of Renesas Electronics or others.
3. You should not alter, modify, copy, or otherwise misappropriate any Renesas Electronics product, whether in whole or in part.
4. Descriptions of circuits, software and other related information in this document are provided only to illustrate the operation of semiconductor products and application examples. You are fully responsible for the incorporation of these circuits, software, and information in the design of your equipment. Renesas Electronics assumes no responsibility for any losses incurred by you or third parties arising from the use of these circuits, software, or information.
5. When exporting the products or technology described in this document, you should comply with the applicable export control laws and regulations and follow the procedures required by such laws and regulations. You should not use Renesas Electronics products or the technology described in this document for any purpose relating to military applications or use by the military, including but not limited to the development of weapons of mass destruction. Renesas Electronics products and technology may not be used for or incorporated into any products or systems whose manufacture, use, or sale is prohibited under any applicable domestic or foreign laws or regulations.
6. Renesas Electronics has used reasonable care in preparing the information included in this document, but Renesas Electronics does not warrant that such information is error free. Renesas Electronics assumes no liability whatsoever for any damages incurred by you resulting from errors in or omissions from the information included herein.
7. Renesas Electronics products are classified according to the following three quality grades: “Standard”, “High Quality”, and “Specific”. The recommended applications for each Renesas Electronics product depends on the product’s quality grade, as indicated below. You must check the quality grade of each Renesas Electronics product before using it in a particular application. You may not use any Renesas Electronics product for any application categorized as “Specific” without the prior written consent of Renesas Electronics. Further, you may not use any Renesas Electronics product for any application for which it is not intended without the prior written consent of Renesas Electronics. Renesas Electronics shall not be in any way liable for any damages or losses incurred by you or third parties arising from the use of any Renesas Electronics product for an application categorized as “Specific” or for which the product is not intended where you have failed to obtain the prior written consent of Renesas Electronics. The quality grade of each Renesas Electronics product is “Standard” unless otherwise expressly specified in a Renesas Electronics data sheets or data books, etc.
 - “Standard”: Computers; office equipment; communications equipment; test and measurement equipment; audio and visual equipment; home electronic appliances; machine tools; personal electronic equipment; and industrial robots.
 - “High Quality”: Transportation equipment (automobiles, trains, ships, etc.); traffic control systems; anti-disaster systems; anti-crime systems; safety equipment; and medical equipment not specifically designed for life support.
 - “Specific”: Aircraft; aerospace equipment; submersible repeaters; nuclear reactor control systems; medical equipment or systems for life support (e.g. artificial life support devices or systems), surgical implantations, or healthcare intervention (e.g. excision, etc.), and any other applications or purposes that pose a direct threat to human life.
8. You should use the Renesas Electronics products described in this document within the range specified by Renesas Electronics, especially with respect to the maximum rating, operating supply voltage range, movement power voltage range, heat radiation characteristics, installation and other product characteristics. Renesas Electronics shall have no liability for malfunctions or damages arising out of the use of Renesas Electronics products beyond such specified ranges.
9. Although Renesas Electronics endeavors to improve the quality and reliability of its products, semiconductor products have specific characteristics such as the occurrence of failure at a certain rate and malfunctions under certain use conditions. Further, Renesas Electronics products are not subject to radiation resistance design. Please be sure to implement safety measures to guard them against the possibility of physical injury, and injury or damage caused by fire in the event of the failure of a Renesas Electronics product, such as safety design for hardware and software including but not limited to redundancy, fire control and malfunction prevention, appropriate treatment for aging degradation or any other appropriate measures. Because the evaluation of microcomputer software alone is very difficult, please evaluate the safety of the final products or system manufactured by you.
10. Please contact a Renesas Electronics sales office for details as to environmental matters such as the environmental compatibility of each Renesas Electronics product. Please use Renesas Electronics products in compliance with all applicable laws and regulations that regulate the inclusion or use of controlled substances, including without limitation, the EU RoHS Directive. Renesas Electronics assumes no liability for damages or losses occurring as a result of your noncompliance with applicable laws and regulations.
11. This document may not be reproduced or duplicated, in any form, in whole or in part, without prior written consent of Renesas Electronics.
12. Please contact a Renesas Electronics sales office if you have any questions regarding the information contained in this document or Renesas Electronics products, or if you have any other inquiries.

(Note 1) “Renesas Electronics” as used in this document means Renesas Electronics Corporation and also includes its majority-owned subsidiaries.

(Note 2) “Renesas Electronics product(s)” means any product developed or manufactured by or for Renesas Electronics.

How to Use This Manual

This manual describes the role of the CubeSuite integrated development environment for developing applications and systems for 78K0 microcontrollers, 78K0R microcontrollers and V850 microcontrollers, and provides an outline of its features.

CubeSuite is an integrated development environment (IDE) for 78K0 microcontrollers, 78K0R microcontrollers and V850 microcontrollers, integrating the necessary tools for the development phase of software (e.g. design, implementation, and debugging) into a single platform.

By providing an integrated environment, it is possible to perform all development using just this product, without the need to use many different tools separately.

Readers This manual is intended for users who wish to understand the functions of the CubeSuite and design software and hardware application systems.

Purpose This manual is intended to give users an understanding of the functions of the Cubesuite to use for reference in developing the hardware or software of systems using these devices.

Organization This manual can be broadly divided into the following units.

CHAPTER 1 GENERAL
CHAPTER 2 MESSAGE FORMATS
CHAPTER 3 MESSAGE TYPES
CHAPTER 4 COMPONENT NUMBERS
CHAPTER 5 MESSAGE NUMBERS
CHAPTER 6 MESSAGES
APPENDIX A WINDOW REFERENCE
APPENDIX B INDEX

How to Read This Manual It is assumed that the readers of this manual have general knowledge of electricity, logic circuits, and microcontrollers.

Conventions	Data significance:	Higher digits on the left and lower digits on the right
	Active low representation:	<u>XXX</u> (overscore over pin or signal name)
	Note:	Footnote for item marked with Note in the text
	Caution:	Information requiring particular attention
	Remark:	Supplementary information
	Numeric representation:	Decimal ... XXXX
		Hexadecimal ... 0xXXXX

Related Documents

The related documents indicated in this publication may include preliminary versions. However, preliminary versions are not marked as such.

Document Name		Document No.
CubeSuite Integrated Development Environment User's Manual	Start	R20UT0256E
	Analysis	R20UT0265E
	Programming	R20UT0266E
	Message	This manual
	Coding for CX compiler	R20UT0259E
	Build for CX compiler	R20UT0261E
	78K0 Coding	R20UT0004E
	78K0 Build	R20UT0005E
	78K0 Debug	R20UT0262E
	78K0 Design	R20UT0006E
	78K0R Coding	U19382E
	78K0R Build	U19385E
	78K0R Debug	R20UT0263E
	78K0R Design	R20UT0007E
	V850 Coding	U19383E
	V850 Build	U19386E
	V850 Debug	R20UT0264E
	V850 Design	R20UT0257E

Caution The related documents listed above are subject to change without notice. Be sure to use the latest edition of each document when designing.

All trademarks or registered trademarks in this document are the property of their respective owners.

[MEMO]

[MEMO]

[MEMO]

TABLE OF CONTENTS

CHAPTER 1 GENERAL ... 10

CHAPTER 2 MESSAGE FORMATS ... 11

- 2.1 When Using CubeSuite ... 11
- 2.2 When Executing Build Tool ... 11
 - 2.2.1 When executing CX ... 11
 - 2.2.2 When executing CA78K0, CA78K0R or CA850 ... 12

CHAPTER 3 MESSAGE TYPES ... 13

- 3.1 When Using CubeSuite ... 13
- 3.2 When Executing Build Tool ... 13

CHAPTER 4 COMPONENT NUMBERS ... 14

- 4.1 When Using CubeSuite ... 14
- 4.2 When Executing Build Tool ... 14
 - 4.2.1 When executing CX ... 14
 - 4.2.2 When executing CA78K0, CA78K0R or CA850 ... 14

CHAPTER 5 MESSAGE NUMBERS ... 15

- 5.1 When Using CubeSuite ... 15
- 5.2 When Executing Build Tool ... 15
 - 5.2.1 When executing CX ... 15
 - 5.2.2 When executing CA78K0, CA78K0R ... 15
 - 5.2.3 When executing CA850 ... 16

CHAPTER 6 MESSAGES ... 17

- 6.1 Internal Errors ... 18
- 6.2 Fatal Errors ... 21
- 6.3 Abort Errors ... 137
- 6.4 Informations ... 189
- 6.5 Choices ... 196
- 6.6 Warnings ... 203

APPENDIX A WINDOW REFERENCE ... 274

- A.1 Description ... 274

CHAPTER 1 GENERAL

This manual describes internal error message, fatal error message, abort error message, information message, choice message and warning message that CubeSuite outputs.

The message is output to [Output panel](#) or [Message dialog box](#), etc..

CHAPTER 2 MESSAGE FORMATS

This chapter describes the output formats of error messages.

2.1 When Using CubeSuite

The output format when CubeSuite is operated is as follows.

(1) When the file name and line number are included

```
file-name (line-number) : message-type component-number message-number : message
```

(2) When the file name and line number aren't included

```
message-type component-number message-number : message
```

Remark Following contents are output as the continued character string.

MESSAGE TYPES : 1 alphabetic character

COMPONENT NUMBERS : 2 digits

Message number : 5 digits

2.2 When Executing Build Tool

The output format when the build tool is executed is as follows.

2.2.1 When executing CX

(1) When the file name and line number are included

```
file-name (line-number) : message-type component-number message-number : message
```

(2) When the file name and line number aren't included

```
message-type component-number message-number : message
```

Remark Following contents are output as the continued character string.

MESSAGE TYPES : 1 alphabetic character

COMPONENT NUMBERS : 05

Message number : 5 digits

2.2.2 When executing CA78K0, CA78K0R or CA850

(1) When the file name and line number are included

```
file-name (line-number) : build-tool-name error message-type message-number : message
```

(2) When the file name and line number aren't included

```
message-type message-number message
```

Remarks 1. Following contents are output as the continued character string.

MESSAGE TYPES : 1 alphabetic character

MESSAGE NUMBERS : 4 digits

2. The following format is used for internal errors C0101, C0103, C0104 etc..

```
[file-name <line-number> message] message-type message-number message
```

3. An internal error of the build tool displayed in [Output panel](#) doesn't correspond to the display of help function.

CHAPTER 3 MESSAGE TYPES

This chapter describes the message types displayed by CubeSuite.

3.1 When Using CubeSuite

The message types (1 alphabetic character) when CubeSuite is operated are as follows.

Table 3-1. Message Type (When Using CubeSuite)

Message Type	Description
C	Internal error : Processing terminated (suspended). Internal error occurred.
E	Fatal error : Processing terminated (suspended). Error occurred.
M	Information : Informational message. Check the message and continue the process.
Q	Choice : It performs the selected action. This type of message is displayed when a choice is necessary in order to carry on with the next operation.
W	Warning : Warning message. Check the message and continue the process.

3.2 When Executing Build Tool

The message types (1 alphabetic character) when the build tool is executed are as follows.

Table 3-2. Message Type (When Executing Build Tool)

Message Type	Description
C	Internal error : Processing is aborted. No output objects are generated.
E	Fatal error : Processing is aborted if a set number of errors occur. No output objects are generated.
F	Abort error : Processing is aborted. No output objects are generated.
W	Warning : Processing continues. Output objects are generated (They might not be what the user intended).

Caution All errors except abort errors are considered successful completion for the librarian.

CHAPTER 4 COMPONENT NUMBERS

This chapter describes the component number displayed by CubeSuite.

4.1 When Using CubeSuite

The component number (2 digits) categories when CubeSuite is operated are as follows.

Table 4-1. Component Number

Component Number	Description
00	Common processing
01	Update Manager/Installer/License Manager
02	Integrated Development Environment Framework
03	Design Tool (Pin Configurator)
04	Design Tool (Code Generator)
05	Build Tool (CX)
06	Debug Tool (Emulator/Simulator)
08	Analyze Tool
10	Flash Programming Tool
12	Debug Tool (Emulator/Simulator)
13	Debug Tool (Simulator)
14	Memory Bank Relocation Support Tool
16	CX CubeSuite information I/O DLL
17	Console

4.2 When Executing Build Tool

The component number (2 digits) when the build tool is executed is as follows.

4.2.1 When executing CX

The component number when the build tool (CX) is executed is "05".

4.2.2 When executing CA78K0, CA78K0R or CA850

The component number when the build tool (CA78K0,CA78K0R,CA850) is executed isn't output.

CHAPTER 5 MESSAGE NUMBERS

This chapter describes the message numbers displayed by CubeSuite.

5.1 When Using CubeSuite

The message numbers when CubeSuite is used are 5 digits number output following component number (see "[4.1 When Using CubeSuite](#)").

5.2 When Executing Build Tool

The message numbers when the build tool is executed is as follows.

5.2.1 When executing CX

The message numbers when the build tool (CX) is executed are 5 digits number output following component number (05).

5.2.2 When executing CA78K0, CA78K0R

The message number (4 digits) categories when the build tool (CA78K0, CA78K0R) is executed is as follows.

Table 5-1. Message Number (When Executing CA78K0, CA78K0R)

Message Number	Description
0nnn	C compiler error message
2nnn	Assembler error message
3nnn	Linker error message
4nnn	Object converter error message
5nnn	Librarian error message
6nnn	List converter error message
7nnn	Variables/functions information file generator error message
9nnn	Stack usage tracer error message

Remark *n* is a number.

5.2.3 When executing CA850

The message number categories when the build tool (CA850) is executed is as follows.

Table 5-2. Message Number (When Executing CA850)

Message Number	Description
1nnn - 2nnn, 5nnn - 7nnn	C compiler error message
3nnn	Assembler error message
4nnn	Linker error message
84nn - 85nn	ROMization processor error message
86nn - 87nn	Hex converter error message
82nn - 83nn	Archiver error message
80nn - 81nn	Section file generator error message
88nn	Disassembler error message
90nn - 91nn	Dump command error message
93nn - 95nn	Stack usage tracer error message
96nn	Cross reference tool error message
97nn	Memory layout visualization tool error message

Remark *n* is a number.

CHAPTER 6 MESSAGES

This chapter describes the messages displayed by CubeSuite.

6.1 Internal Errors

Table 6-1. Internal Errors

Cxxxx	[Message]	Internal error ("xxxx" is the error number)
	[Explanation]	If the message number is not listed on the next or subsequent lines, make sure that there are no restrictions. If there are no restrictions, please contact your vendor or your Renesas Electronics overseas representative.
C0101	[Message]	Internal error
	[Explanation]	An internal error has occurred.
	[Action by User]	Please contact your vendor or your Renesas Electronics overseas representative.
C0103	[Message]	Intermediate file error
	[Explanation]	There is an error in the intermediate file.
	[Action by User]	Please contact your vendor or your Renesas Electronics overseas representative.
C0104	[Message]	Illegal use of register
	[Explanation]	A register has been used incorrectly.
C0106	[Message]	Stack overflow 'cause of overflow'
	[Explanation]	A stack overflow has occurred. The cause of the overflow is either the stack or the heap.
	[Action by User]	Please contact your vendor or your Renesas Electronics overseas representative.
C2921	[Message]	Assembler internal error
	[Explanation]	An internal error has occurred in the assembler.
	[Action by User]	Try performing the assembly again. If the error is not resolved, please contact your vendor or your Renesas Electronics overseas representative.
C3113	[Message]	Linker internal error
	[Explanation]	An internal error has occurred in the linker
	[Action by User]	Please contact your vendor or your Renesas Electronics overseas representative.
C4999	[Message]	Object Converter internal error
	[Explanation]	An internal error has occurred in the object converter.
	[Action by User]	Please contact your vendor or your Renesas Electronics overseas representative.
C5100	[Message]	Internal error
	[Explanation]	An internal error has occurred.
C6999	[Message]	Internal error
	[Explanation]	A command internal error has occurred.
C8113	[Message]	Linker internal error
	[Explanation]	An internal error has occurred in the linker
	[Action by User]	Please contact your vendor or your Renesas Electronics overseas representative.
C9690	[Message]	xxx
	[Explanation]	Compiler error xxx has occurred.

C9691	[Message]	null pointer access
	[Explanation]	Attempted to access a NULL pointer.
C9692	[Message]	index out of range
	[Explanation]	Attempted to access outside the array bounds.
C9790	[Message]	xxx
	[Explanation]	Compiler error xxx has occurred.
C9791	[Message]	null pointer access
	[Explanation]	Attempted to access a NULL pointer.
C9792	[Message]	index out of range
	[Explanation]	Attempted to access outside the array bounds.
C05nnnnn	[Message]	Internal error. Internal error (<i>information</i>).
	[Action by User]	Please contact your vendor or your Renesas Electronics overseas representative.
C0560901	[Message]	Internal error. (Illegal linkage status (<i>number</i>))
C0560903	[Message]	Internal error. (Can not allocate memory(builtin new error)
C0560904	[Message]	Internal error. (No relocation type (<i>number</i>))
C0560905	[Message]	Internal error. (Illegal " <i>string</i> ")
C0560906	[Message]	Internal error. (Extern undefined symbol exists (" <i>string</i> "))
C0560907	[Message]	Internal error. (Can not get the target dependent symbol:GP-symbol)
C0592nnn	[Message]	Internal error.
	[Action by User]	Please contact your vendor or your Renesas Electronics overseas representative.
C0592100	[Message]	Internal error.
	[Action by User]	Please contact your vendor or your Renesas Electronics overseas representative.
C0592200	[Message]	Internal error.
	[Action by User]	Please contact your vendor or your Renesas Electronics overseas representative.
C0100001	[Message]	xxx is empty.
C0190000	[Message]	Specified device is invalid.
C0600000	[Message]	Internal error.
C0600001	[Message]	Illegal argument. (xxx=yyy)
C0600002	[Message]	Illegal argument. (xxx=nullptr)
C0600003	[Message]	It has already registered.
C0600004	[Message]	It is not registered.
C0602000	[Message]	Already connected.
C0602001	[Message]	Already disconnected.
C0602002	[Message]	A device file is non-setting.
C0602003	[Message]	Unhandled exception occurred.
C0602100	[Message]	Please check connection with the target board.
C0602101	[Message]	Please check connection with the target board, and power on it.

C0602102	[Message]	Please check connection of the exchange adapter.
C0602103	[Message]	Please disconnect the target board.
C0602104	[Message]	Please power off the target board, and disconnect it.
C0602200	[Message]	Incorrect ID Code. Flash memory was erased.
C0602201	[Message]	Disabled ID Code. Flash memory was erased.
C0602202	[Message]	Incorrect ID Code.
C1700000	[Message]	Failed in the execution of Callback event (ID = xxx).
	[Action by User]	Restart CubeSuite.
C1700001	[Message]	Failed in the execution of Hook event (ID = xxx).
	[Action by User]	Restart CubeSuite.
C1700002	[Message]	Failed in the execution of the code.
	[Action by User]	Restart CubeSuite.
C1700003	[Message]	Failed in the script execution.
	[Action by User]	Restart CubeSuite.
C1700004	[Message]	Failed in the display of the character string.
	[Action by User]	Restart CubeSuite.
C1710000	[Message]	The specified name is illegal.
	[Action by User]	Restart CubeSuite. If this does not resolve the problem, reinstall CubeSuite.
C1710001	[Message]	The specified name is already used.
	[Action by User]	Restart CubeSuite. If this does not resolve the problem, reinstall CubeSuite.
C1710002	[Message]	Failed to read the necessary DLL..
	[Action by User]	Restart CubeSuite. If this does not resolve the problem, reinstall CubeSuite.
C1710003	[Message]	Cannot find the specified name.
	[Action by User]	Restart CubeSuite. If this does not resolve the problem, reinstall CubeSuite.

6.2 Fatal Errors

Table 6-2. Fatal Errors

E0062	[Message]	[78K0] Function Information File : Unknown Mapping for ' <i>allocation attribute specification target</i> '
	[Explanation]	[78K0] An illegal mapping attribute is specified in the function information file.
	[Action by User]	[78K0] Specify C or a bank number as the mapping attribute.
E0074	[Message]	[78K0] Variable Information File : syntax error ' <i>content of error</i> '
	[Explanation]	[78K0] There is a syntax error in the variable information file.
	[Action by User]	[78K0] Edit the variable information file and correct any syntax errors.
	[Message]	[78K0R] Variable/Function Information File : syntax error ' <i>content of error</i> '
	[Explanation]	[78K0R] There is a syntax error in the variable/function information file.
	[Action by User]	[78K0R] Edit the variable/function information file and correct any syntax errors.
E0102	[Message]	Too many errors
	[Explanation]	There are more than 30 total syntax errors and compiler limit errors. Although the C compiler will continue processing, no further error messages will be output. Previous errors could be causing several subsequent ones. Try eliminating earlier errors first.
E0105	[Message]	Register overflow : simplify expression
	[Explanation]	There are no more available registers because the expression is too complex.
	[Action by User]	Simplify the complex expression that caused the error.
E0108	[Message]	Compiler limit : too much automatic data in function
	[Explanation]	Automatic variables in the function exceed the maximum allocated area of 64 Kbytes.
	[Action by User]	Reduce the variables so that the limit of 64 Kbytes is not exceeded.
E0109	[Message]	Compiler limit : too much parameter of function
	[Explanation]	The function parameters exceed the maximum allocated area of 64 Kbytes.
	[Action by User]	Reduce the parameters so that the limit of 64 Kbytes is not exceeded.
E0110	[Message]	Compiler limit : too much code defined for section name in file
	[Explanation]	The area allocated to section name exceeds the limit.
E0111	[Message]	Compiler limit : too much global data defined in file
	[Explanation]	Global variables in the file exceed the maximum allocated area of 64 Kbytes.
E0113	[Message]	Compiler limit : too many local labels
	[Explanation]	The maximum number of internal labels in a single function has been exceeded.
	[Action by User]	The function body is too large. Break up the function.
E0115	[Message]	[78K0] Compiler limit : too much code defined in file for a bank
	[Explanation]	[78K0] The area allocated for code in the file exceeds the maximum bank size.
	[Action by User]	[78K0] Split up the file or its functions so that the code size in the file does not exceed the bank size.

E0116	[Message]	Compiler limit : too many function definitions in file
	[Explanation]	The maximum number of function definitions in a file has been exceeded.
	[Action by User]	Split up the file so that the number of function definitions does not exceed the processing limit.
E0117	[Message]	Compiler limit : too many source lines in file
	[Explanation]	The maximum number of source lines in a file has been exceeded.
	[Action by User]	Split up the file so that the number of source lines does not exceed the processing limit.
E0201	[Message]	Unknown character 'hexadecimal'
	[Explanation]	The character with the specified internal code could not be recognized.
E0202	[Message]	Unexpected EOF
	[Explanation]	The file has ended in the middle of a function.
E0301	[Message]	Syntax error
	[Explanation]	A syntax error has occurred.
	[Action by User]	Make sure that there are no coding errors in the source.
E0303	[Message]	Expected identifier
	[Explanation]	A goto-statement identifier is required.
	[Action by User]	Include a correct identifier specifying the goto statement.
E0305	[Message]	Compiler limit : too many identifiers with block scope
	[Explanation]	There are too many symbols with block scope in a single block.
E0306	[Message]	Illegal index , indirection not allowed
	[Explanation]	An index is being used on an expression that does not take a pointer value.
E0307	[Message]	Call of non-function 'variable-name'
	[Explanation]	The variable name is being used as a function name.
E0308	[Message]	Improper use of a typedef name
	[Explanation]	The typedef name is not being used correctly.
E0311	[Message]	Number syntax
	[Explanation]	The constant expression is incorrect.
E0312	[Message]	Illegal octal digit
	[Explanation]	The number contains characters that cannot be used as octal digits.
E0313	[Message]	Illegal hexadecimal digit
	[Explanation]	The number contains characters that cannot be used as hexadecimal digits.
E0314	[Message]	Too big constant
	[Explanation]	The constant is too large.
E0315	[Message]	Too small constant
	[Explanation]	The constant is too small.
E0316	[Message]	Too many character constants
	[Explanation]	The length of the character constant exceeds two characters.
E0317	[Message]	Empty character constant
	[Explanation]	The character content ' ' is empty.

E0318	[Message]	No terminated string literal
	[Explanation]	The character string does not end with a quotation mark (").
E0319	[Message]	Changing string literal
	[Explanation]	The string literal is being overwritten.
E0321	[Message]	Compiler limit : too many characters in string literal
	[Explanation]	The length of the string literal exceeds 509 characters.
E0322	[Message]	Ellipsis requires three periods
	[Explanation]	The C compiler has detected two periods (..), but three are required (...).
E0323	[Message]	Missing 'delimiter'
	[Explanation]	There is an error in the delimiter.
E0324	[Message]	Too many }'s
	[Explanation]	The opening and closing curly brackets ({ and }) do not match up.
E0325	[Message]	No terminated comment
	[Explanation]	The comment is not terminated by the "*/" characters.
E0326	[Message]	Illegal binary digit
	[Explanation]	The number contains characters that cannot be used as binary digits.
E0327	[Message]	Hex constants must have at least one hex digit
	[Explanation]	A hexadecimal constant expression must contain at least one hex digit.
E0329	[Message]	Compiler limit : too many comment nesting
	[Explanation]	The maximum limit of 255 nested comments has been exceeded.
E0334	[Message]	[78K0] '-SM' option specified-float & double keywords are not allowed
	[Explanation]	[78K0] The "specify static model" option (-sm) was specified. The types float and double are not allowed.
E0341	[Message]	[78K0] '-MF' option specified for bank function - ' <i>function modifier</i> ' keyword is not allowed
	[Explanation]	[78K0] Function modifiers cannot be used because the function information file specification option for supporting the bank function (-mf) was specified.
E0342	[Message]	Keyword function-modifier is not allowed
	[Explanation]	This function modifier cannot be used.
E0402	[Message]	Incompatible type conversion
	[Explanation]	Converting to a type not permitted for an assignment statement.
E0403	[Message]	Illegal indirection
	[Explanation]	Used an asterisk operator (*) on an expression of type integer.
E0404	[Message]	Incompatible structure type conversion
	[Explanation]	Two structures or two sides of a structure assignment statement are of incompatible types.
E0405	[Message]	Illegal lvalue
	[Explanation]	An element is not a legal lvalue.

E0406	[Message]	Cannot modify a const object 'variable-name'
	[Explanation]	A variable with the const attribute is being overwritten.
E0407	[Message]	Cannot write for read/only sfr 'SFR name'
	[Explanation]	Trying to overwrite a read-only sfr.
E0408	[Message]	Cannot read for write/only sfr 'SFR name'
	[Explanation]	Trying to read from a write-only sfr.
E0409	[Message]	Illegal SFR access 'SFR name'
	[Explanation]	Trying to gain illegal read or write access to the sfr.
E0414	[Message]	Expected pointer
	[Explanation]	A pointer is required.
E0501	[Message]	Expression syntax
	[Explanation]	An expression syntax error has occurred.
E0502	[Message]	Compiler limit : too many parentheses
	[Explanation]	Parenthesis nesting in the expression exceeds 32 levels.
E0507	[Message]	Expected integral index
	[Explanation]	Only expressions with integral type are allowed as array indices.
E0508	[Message]	Too many actual arguments
	[Explanation]	The number of arguments specified in the function call exceeds the number of parameters specified in the parameter type list or function definition.
E0509	[Message]	Too few actual arguments
	[Explanation]	The number of arguments specified in the function call is fewer than the number of parameters specified in the parameter type list or function definition.
E0512	[Message]	Cannot call function in norec function
	[Explanation]	A function call was made within a norec function. Function calls cannot be made within norec functions.
E0513	[Message]	Illegal structure/union member ' <i>member-name</i> '
	[Explanation]	The structure/union reference specifies an undefined member.
E0514	[Message]	Expected structure/union pointer
	[Explanation]	The expression in front of the arrow operator (->) is the name of a structure or union, rather than a pointer to a structure or union.
	[Action by User]	Use a pointer to a structure or union for expressions in front of the arrow operator (->).
E0515	[Message]	Expected structure/union name
	[Explanation]	The expression in front of the dot operator (.) is a pointer to a structure or union, rather than the name of a structure or union.
	[Action by User]	Use the name of a structure or union for expressions in front of the dot operator (.).
E0516	[Message]	Zero sized structure ' <i>structure-name</i> '
	[Explanation]	The size of the structure is zero.
E0517	[Message]	Illegal structure operation
	[Explanation]	An operator that is not available for structures is being used.

E0518	[Message]	Illegal structure/union comparison
	[Explanation]	Two structures or unions cannot be compared.
E0519	[Message]	Illegal bit field operation
	[Explanation]	This operation is not legal for bit fields.
E0520	[Message]	Illegal use of pointer
	[Explanation]	The only operators that can be used for pointers are addition/subtraction, assignment, relation, indirection (*), and member reference (->).
E0521	[Message]	Illegal use of floating
	[Explanation]	Trying to use an operator that cannot be used with floating-point numbers.
E0523	[Message]	Illegal bit , boolean type operation
	[Explanation]	Trying to perform an operation that is illegal for variables of type bit and boolean.
E0524	[Message]	'&' on constant
	[Explanation]	You cannot obtain the address of a constant.
E0525	[Message]	'&' requires lvalue
	[Explanation]	The address-of operator (&) can only be used on an expression that assigns to an lvalue.
E0526	[Message]	'&' on register variable
	[Explanation]	It is not possible to obtain the address of a register variable.
E0527	[Message]	'&' on bit , boolean ignored
	[Explanation]	It is not possible to obtain the address of a variable of type bit field, bit, or boolean.
E0529	[Message]	Sizeof returns zero
	[Explanation]	The value of the sizeof expression is 0.
E0530	[Message]	Illegal sizeof operand
	[Explanation]	The operand of a sizeof expression must be an identifier or type name.
E0531	[Message]	Disallowed conversion
	[Explanation]	Trying to perform an illegal cast.
	[Action by User]	Make sure that the cast is not incorrect. Casting a constant to a pointer will also cause this error of the memory model causes it to be an out-of-bounds address.
E0532	[Message]	Pointer on left , needs integral right : 'operator'
	[Explanation]	Because the left-hand-side operand is a pointer, the right-hand-side operand must be an integral value.
E0533	[Message]	Invalid left-or-right operand : 'operator'
	[Explanation]	The left-hand-side or right-hand-side operand is illegal for this operator.
E0534	[Message]	Divide check
	[Explanation]	The divisor of a division (/) or modulo (%) operation is 0.
E0535	[Message]	Invalid pointer addition
	[Explanation]	It is not possible to add two pointers.
E0536	[Message]	Must be integral value addition
	[Explanation]	Only integral values can be added to pointers.

E0537	[Message]	Illegal pointer subtraction
	[Explanation]	To subtract one pointer from another, they must be of the same type.
E0538	[Message]	Illegal conditional operator
	[Explanation]	There is a coding error in the conditional operator.
E0539	[Message]	Expected constant expression
	[Explanation]	A constant expression is required.
E0541	[Message]	Function argument has void type
	[Explanation]	The function argument is of type void.
E0544	[Message]	[78K0] Illegal type for parameter in noauto or norec function prototype
	[Explanation]	[78K0] An illegal parameter type was declared in the prototype declaration of a noauto or norec function.
E0546	[Message]	Too few actual argument for inline function 'function name'
	[Explanation]	The number of arguments specified for a call to an inlined function does not match the number of parameters specified in the function's specification.
E0549	[Message]	[78K0] '-SM' option specified-recursive function is not allowed
	[Explanation]	[78K0] The "specify static model" option (-sm) was specified. Recursive calls are not allowed.
E0550	[Message]	Cannot call function in __flashf function
	[Explanation]	Function calls cannot be made from a __flashf function.
E0551	[Message]	Cannot call long type library in __flashf function
	[Explanation]	Library calls of type long cannot be made from a __flashf function.
E0602	[Message]	Compiler limit : too many characters in logical source line
	[Explanation]	The length of the logical source line exceeds 2,048 characters.
E0603	[Message]	Compiler limit : too many labels
	[Explanation]	There are more than 33 labels.
E0604	[Message]	Case not in switch
	[Explanation]	A case statement is not in the correct location.
E0605	[Message]	Duplicate case 'label name'
	[Explanation]	The same case label appears more than once in the same switch statement.
E0606	[Message]	Non constant case expression
	[Explanation]	A value other than an integer constant is specified for a case statement.
E0607	[Message]	Compiler limit : too many case labels
	[Explanation]	There are more than 257 case labels in the switch statement.
E0608	[Message]	Default not in switch
	[Explanation]	A default statement is not in the correct location.
E0609	[Message]	More than one 'default'
	[Explanation]	The switch statement has more than one default statement.
E0610	[Message]	Compiler limit : block nest level too depth
	[Explanation]	Block nesting exceeds 45 levels.

E0611	[Message]	Inappropriate 'else'
	[Explanation]	if and else statements do not match.
E0617	[Message]	Do statement must have 'while'
	[Explanation]	do must end with while.
E0620	[Message]	Break/continue error
	[Explanation]	The location of a break or continue statement is incorrect.
E0621	[Message]	Void function 'function name' cannot return value
	[Explanation]	A function with a void declaration is returning a value.
E0623	[Message]	No effective code and data , cannot create output file
	[Explanation]	Cannot create output file because there is no valid code or data.
E0701	[Message]	External definition syntax
	[Explanation]	There is an error in the function definition.
E0702	[Message]	Too many callt functions
	[Explanation]	There are too many callt function declarations. Up to 32 callt functions can be declared.
	[Action by User]	Reduce the number of callt function declarations.
E0703	[Message]	Function has illegal storage class
	[Explanation]	An illegal storage class has been specified for the function.
E0704	[Message]	Function returns illegal type
	[Explanation]	The return type of the function is illegal.
E0705	[Message]	[78K0] Too many parameters in noauto or norec function
	[Explanation]	[78K0] There are too many noauto or norec function parameters.
	[Action by User]	[78K0] Reduce the number of parameters
E0706	[Message]	Parameter list error
	[Explanation]	There is an error in the function's parameter list.
E0707	[Message]	Not parameter 'string'
	[Explanation]	Something other than a parameter is being declared in the function definition.
E0708	[Message]	[78K0R] Illegal parameters in rtos_task function
	[Explanation]	[78K0R] There is an illegal parameter in the RTOS task function.
	[Action by User]	[78K0R] Use no more than one parameter. Parameters larger than 4 bytes cannot be specified.
E0709	[Message]	Different bank direction specified same file
	[Explanation]	Different banks are specified in the same file.
E0710	[Message]	Illegal strage class
	[Explanation]	An auto or register declaration has been made outside a function, or a boolean variable has been defined inside a function.
E0711	[Message]	Undeclared 'variable-name' : function 'function-name'
	[Explanation]	Trying to use a variable that has not been declared.

E0712	[Message]	Declaration syntax
	[Explanation]	There is a syntax error in the declaration statement.
E0713	[Message]	Redefined 'symbol name'
	[Explanation]	The same symbol has been defined more than once.
	[Action by User]	Define symbols one time.
E0715	[Message]	Too many sreg variables
	[Explanation]	There are too many sreg variable declarations.
E0716	[Message]	[78K0] Not allowed automatic data in noauto function
	[Explanation]	[78K0] Automatic variables cannot be used in noauto functions.
E0717	[Message]	[78K0] Too many automatic data in noauto or norec function
	[Explanation]	[78K0] There are too many automatic variables in a noauto or norec function.
	[Action by User]	[78K0] Reduce the number of automatic variables in the noauto/norec function. See the "CubeSuite Coding" of the User's Manual for information on the numbers of variables that can be used.
E0718	[Message]	Too many bit , boolean type variables
	[Explanation]	There are too many variables of type bit or boolean.
	[Action by User]	Reduce the number of variable of type bit, boolean, and __boolean. See the "CubeSuite Coding" of the User's Manual for information on the numbers of variables that can be used.
E0719	[Message]	Illegal use of type
	[Explanation]	The use of the type name is illegal.
E0720	[Message]	Illegal void type for 'identifier'
	[Explanation]	An identifier is being declared as type void.
E0722	[Message]	Illegal keyword for rtos_task function
	[Explanation]	An illegal function modifier has been specified for an RTOS task function.
E0723	[Message]	[78K0] Illegal type for parameter in noauto or norec function
	[Explanation]	[78K0] The type of a parameter is too large for a noauto or norec function.
E0724	[Message]	Structure redefinition
	[Explanation]	The same structure has been defined more than once.
E0726	[Message]	Function cannot be structure/union member
	[Explanation]	Functions may not be members of structures or unions.
E0727	[Message]	Unknown size structure/union 'name'
	[Explanation]	There is a structure or union of undefined size.
E0728	[Message]	Compiler limit : too many structure/union members
	[Explanation]	The structure or union has more than 256 members.
E0729	[Message]	Compiler limit : structure/union nesting
	[Explanation]	Structures/unions are nested more than 15 levels.
E0730	[Message]	Bit field outside of structure
	[Explanation]	A bit field has been declared outside a structure.

E0731	[Message]	Illegal bit field type
	[Explanation]	A type other than integer has been specified for a bit field.
E0732	[Message]	Too long bit field size
	[Explanation]	The number of bits specified in a bit field declaration exceeds the number of bits in the bit field's type.
E0733	[Message]	Negative bit field size
	[Explanation]	A negative number of bits have been specified in a bit field declaration.
E0734	[Message]	Illegal enumeration
	[Explanation]	There is a syntax error in the enumeration declaration.
E0735	[Message]	Illegal enumeration constant
	[Explanation]	The enumeration constant is illegal.
E0736	[Message]	Compiler limit : too many enumeration constants
	[Explanation]	There are more than 255 enumeration constants.
E0737	[Message]	Undeclared structure/union/enum tag
	[Explanation]	The tag has not been declared.
E0738	[Message]	Compiler limit : too many pointer modifying
	[Explanation]	More than 12 indirection operators (*) have been used in a pointer definition.
E0739	[Message]	Expected constant
	[Explanation]	A variable is being used in the index of an array declaration.
E0740	[Message]	Negative subscript
	[Explanation]	A negative size has been specified for the array.
E0741	[Message]	Unknown size array 'array name'
	[Explanation]	The size of the array is undefined.
	[Action by User]	Specify a size for the array.
E0742	[Message]	Compiler limit : too many array modifying
	[Explanation]	More than 12 dimensions have been specified in an array declaration.
E0743	[Message]	Array element type cannot be function
	[Explanation]	Arrays of functions are not allowed.
E0747	[Message]	Function prototype mismatch
	[Explanation]	There is an error in the function's prototype declaration.
	[Action by User]	Make sure that the function name, parameters, return types, and other information match.
E0750	[Message]	Initializer syntax
	[Explanation]	There is a syntax error in the initializer.
E0751	[Message]	Illegal initialization
	[Explanation]	The definition of an initialize setting does not match its variable's type.
E0753	[Message]	Cannot initialize static with automatic
	[Explanation]	It is not possible to initialize a static variable with an automatic variable.

E0756	[Message]	Too many initializers 'array name'
	[Explanation]	There are more initial values for the array than the number of elements in the declaration.
E0757	[Message]	Too many structure initializers
	[Explanation]	There are more initial values for the structure than the number of members in the declaration.
E0758	[Message]	Cannot initialize a function 'function name'
	[Explanation]	Functions cannot be initialized.
E0759	[Message]	Compiler limit : initializers too deeply nested
	[Explanation]	The initialization elements are nested too deeply.
E0765	[Message]	Undefined static function 'function name'
	[Explanation]	A function with a static declaration was referenced in a file where it has no definition.
E0766	[Message]	[78K0] Illegal type for automatic data in noauto or norec function
	[Explanation]	[78K0] The type of an automatic variable is too large for a noauto or norec function.
E0768	[Message]	[78K0R] Cannot allocate interrupt function in RAM area
	[Explanation]	[78K0R] Cannot allocate interrupt function in RAM area, because when interrupt occurred, it can't branch.
E0769	[Message]	[78K0R] __far is not allowed for callt/interrupt function
	[Explanation]	[78K0R] The __far modifier is not allowed for callt/interrupt functions.
E0770	[Message]	Parameters are not allowed for interrupt function
	[Explanation]	Arguments are not allowed for interrupt functions.
E0771	[Message]	Interrupt function must be void type
	[Explanation]	interrupt functions must be of type void.
E0772	[Message]	[78K0] Callt/callf/noauto/norec/__banked/__pascal are not allowed for interrupt function
	[Explanation]	[78K0] The callt, callf, noauto, norec, __banked, __pascal declaration cannot be used for interrupt functions.
	[Message]	[78K0R] Callt are not allowed for interrupt function
	[Explanation]	[78K0R] The callt declaration cannot be used for interrupt functions.
E0773	[Message]	Cannot call interrupt function
	[Explanation]	An interrupt function cannot be called.
E0774	[Message]	Interrupt function can't use with the other kind interrupts
	[Explanation]	An interrupt function cannot be used for more than one kind of interrupt.
E0775	[Message]	Cannot call rtos_task function
	[Explanation]	An RTOS task cannot be called.
E0776	[Message]	[78K0] Cannot call ret_int/ret_wup except in rtos_interrupt_handler
	[Explanation]	[78K0] ret_int/ret_wup system calls can only be made from a RTOS_INTERRUPT handler.
	[Message]	[78K0R] Cannot call ret_int/_kernel_int_entry
	[Explanation]	[78K0R] Cannot make ret_int/_kernel_int_entry system call.

E0777	[Message]	[78K0] Not call ret_int/ret_wup in rtos_interrupt_handler
	[Explanation]	[78K0] A ret_int/ret_wup system call was not made from a RTOS_INTERRUPT handler.
	[Message]	[78K0R] Cannot allocate rtos_system_call
	[Explanation]	[78K0R] Cannot allocate RTOS system call function.
E0778	[Message]	Cannot call ext_tsk in interrupt function
	[Explanation]	Cannot make ext_tsk system call with interrupt function/interrupt handler.
E0780	[Message]	Zero width for bit field 'member name'
	[Explanation]	A member name is specified for a bit field declaration with 0 bits specified for members.
E0781	[Message]	[78K0] '-SM' option specified-variable parameters are not allowed
	[Explanation]	[78K0] The "specify static model" option (-sm) was specified. Variable-length parameter lists are not allowed.
E0782	[Message]	[78K0] '-SM' option specified-structure & union parameter is not allowed
	[Explanation]	[78K0] The "specify static model" option (-sm) was specified. Parameters may not be of type struct or union.
E0783	[Message]	[78K0] '-SM' option specified-structure & union return value is not allowed
	[Explanation]	[78K0] The "specify static model" option (-sm) was specified. Return values may not be of type struct or union
E0784	[Message]	[78K0] '-SM' option specified-too many parameters of function
	[Explanation]	[78K0] The "specify static model" option (-sm) was specified. The function parameters have exceeded the limit of 3 parameters/6 bytes.
E0785	[Message]	[78K0] '-SM' option specified-expected function prototype
	[Explanation]	[78K0] The "specify static model" option (-sm) was specified. There is no function prototype declaration.
E0788	[Message]	Cannot allocate a __flash function 'function name'
	[Explanation]	Cannot allocate __flash function.
E0789	[Message]	'-ZF' option did not specify - cannot allocate an EXT_FUNC function 'function name'
	[Explanation]	It is not possible to specify the create object option (-zf) for the Flash area. Functions specified via #pragma EXT_FUNC cannot be allocated.
E0790	[Message]	Callt/callf/___interrupt are not allowed for EXT_FUNC function 'function name'
	[Explanation]	The callt/callf/___interrupt are not allowed for EXT_FUNC function 'function name'
E0791	[Message]	[78K0] '-ZF' / '-ZX' option specified - cannot allocate a callt/callf function 'function name'
	[Explanation]	[78K0] The create object option (-zf) or the RAM allocate option (-zx) has been specified for the Flash area. A callt/callf function cannot be allocated.
	[Message]	[78K0R] '-ZF' / '-ZX' option specified - cannot allocate a callt function 'function name'
	[Explanation]	[78K0R] The create object option (-zf) or the RAM allocate option (-zx) has been specified for the Flash area. A callt function cannot be allocated.

E0794	[Message]	Too many parameters in __flashf function
	[Explanation]	There are too many __flashf function parameters.
E0795	[Message]	Illegal type for parameter in __flashf function
	[Explanation]	Parameters of this type are not allowed for __flashf functions.
E0796	[Message]	Too many automatic data in __flashf function
	[Explanation]	There are too many automatic variables for a __flashf function.
E0797	[Message]	Illegal type for automatic data in __flashf function
	[Explanation]	Automatic variables of this type are not allowed for __flashf functions.
E0799	[Message]	Cannot allocate 'variable name' out of 'address range'
	[Explanation]	The address of a variable name with absolute address alignment has been specified outside of the allowable address range.
E0801	[Message]	Undefined control
	[Explanation]	Encountered an item beginning with a pound sign (#), but which is not recognized as a keyword.
E0802	[Message]	Illegal preprocess directive
	[Explanation]	There is an error in the preprocess directive.
	[Action by User]	Make sure that there are no preprocess directives (e.g. #pragma) at the beginning of the file, and that there are no errors in the preprocess directives.
E0803	[Message]	Unexpected non-whitespace before preprocess directive
	[Explanation]	The preprocess directive is preceded by a non-whitespace character.
E0805	[Message]	Misplaced else or elif
	[Explanation]	#if, #ifdef, or #ifndef does not match #else or #elif.
E0806	[Message]	Misplaced endif
	[Explanation]	#if, #ifdef, or #ifndef does not match #endif.
E0807	[Message]	Compiler limit : too many conditional inclusion nesting
	[Explanation]	Conditional compilation nesting exceeds 255 levels.
E0810	[Message]	Cannot find include file 'file name'
	[Explanation]	Include file not found.
	[Action by User]	Either set the path where the include file is located in the INC environment variable, or set the path using the -i option.
E0811	[Message]	Too long file name 'file name'
	[Explanation]	The file name is too long.
E0812	[Message]	Include directive syntax
	[Explanation]	The filename defined by the #include statement is not properly surrounded by quotation marks (" ") or angle brackets (< >).
E0813	[Message]	Compiler limit : too many include nesting
	[Explanation]	Include file nesting exceeds 50 levels.
	[Action by User]	Correct the source so that include file nesting is no more than 50 levels.
E0814	[Message]	Illegal macro name
	[Explanation]	The macro name is illegal.

E0815	[Message]	Compiler limit : too many macro nesting
	[Explanation]	Macro nesting exceeds 200 levels.
E0818	[Message]	Redeclared parameter in macro 'macro name'
	[Explanation]	The same identifier appears more than once in the parameter list of a macro definition.
E0821	[Message]	Illegal macro parameter 'macro name'
	[Explanation]	There is a code error inside the parentheses () of a function-format macro.
E0822	[Message]	Missing) 'macro name'
	[Explanation]	Failed to find a closing parenthesis ')' on the same line as a #define'd function-format macro.
E0823	[Message]	Too long macro expansion 'macro name'
	[Explanation]	The arguments after macro expansion are too long.
E0826	[Message]	Compiler limit : too many macro defines
	[Explanation]	There are more than 10,000 macros defined.
E0827	[Message]	Compiler limit : too many macro parameters
	[Explanation]	More than 31 parameters are called in a single macro definition.
E0828	[Message]	Not allowed #undef for system macro name
	[Explanation]	A system macro name was specified via #undef.
E0830	[Message]	[78K0] No chip specifier : #pragma pc ()
	[Explanation]	[78K0] No device type is specified.
E0831	[Message]	[78K0] Illegal chip specifier : '#pragma pc (device type)'
	[Explanation]	[78K0] There is an error in the device-type specification. Alternately, a device name specified via the #pragma directive is located other than at the top of the C source.
E0833	[Message]	Expected #asm
	[Explanation]	Failed to find an #asm directive.
E0834	[Message]	Expected #endasm
	[Explanation]	Failed to find an #endasm directive.
E0838	[Message]	Duplicated pragma VECT or INTERRUPT or RTOS_INTERRUPT 'string'
	[Explanation]	There are duplicate #pragma VECT 'string', INTERRUPT 'string', or RTOS_INTERRUPT 'string'.
E0839	[Message]	Unrecognized pragma VECT or INTERRUPT or RTOS_INTERRUPT 'string'
	[Explanation]	There is an unrecognized #pragma VECT 'string', INTERRUPT 'string', or RTOS_INTERRUPT 'string'.
E0842	[Message]	Unrecognized pragma SECTION 'string'
	[Explanation]	There is an unrecognized #pragma SECTION 'string'.
E0843	[Message]	Unspecified start address of 'section name'
	[Explanation]	A correct start address is not specified after the #pragma section AT.
E0845	[Message]	Cannot allocate 'section name' out of 'address range'
	[Explanation]	Cannot locate the specified section at the specified start address.

E0847	[Message]	Different BANK or SP_SWITCH specified on same interrupt function 'function name'
	[Explanation]	Specified different register banks or stack switches to interrupt functions with the same name.
E0853	[Message]	Unrecognized pragma NAME 'module name'
	[Explanation]	'module name' contains unrecognized characters.
E0854	[Message]	Undefined rtos_task 'string'
	[Explanation]	The body of the RTOS task has not been defined.
E0855	[Message]	Cannot assign rtos_interrupt_handler to non-maskable and software interrupt
	[Explanation]	It is not possible to assign an RTOS_INTERRUPT handler to a non-maskable and a software interrupt.
E0858	[Message]	Unrecognized pragma 'pragma string' 'illegal string'
	[Explanation]	There is an unrecognized #pragma 'pragma string' 'illegal string'.
E0859	[Message]	[78K0] Cannot allocate EXT_TABLE out of 0x80-0xff80
	[Explanation]	[78K0] The start address of the flash area branch table must be between 0x80 and 0xff80.
	[Action by User]	[78K0] Specify a start address for the flash area branch table that is within the specifiable range.
E0860	[Message]	[78K0] Redefined #pragma EXT_TABLE
	[Explanation]	[78K0] #pragma EXT_TABLE has been redefined.
E0861	[Message]	No EXT_TABLE specifier
	[Explanation]	The start address of the flash area branch table is not specified.
	[Action by User]	Only specify the -zf option when using the self-overwrite feature with a Flash memory product having this feature.
E0862	[Message]	Illegal EXT_FUNC id specifier : out of 0x0-0xff
	[Explanation]	The ID of a function in the flash area specified by #pragma EXT_FUNC must be 0x0 to 0xff.
E0863	[Message]	Redefined #pragma EXT_FUNC name 'function name'
	[Explanation]	A function specified by #pragma EXT_FUNC has been redefined.
E0864	[Message]	Redefined #pragma EXT_FUNC id 'ID value'
	[Explanation]	An ID specified by #pragma EXT_FUNC has been redefined.
E0865	[Message]	Out of range - cannot allocate an EXT_FUNC function 'function name'
	[Explanation]	The address of the flash area branch table is out of bounds. Functions specified via #pragma EXT_FUNC cannot be allocated.
E0866	[Message]	#pragma section found after C body. cannot include file containing #pragma section and without C body at the line
	[Explanation]	There is #pragma section syntax after C body code. Subsequently, it will not be possible to include files with #pragma section syntax and no C body (including external reference declarations of variables and functions).
E0867	[Message]	#pragma section found after C body. cannot specify #include after #pragma section in this file
	[Explanation]	There is #pragma section syntax after C body code. Subsequently, it will not be possible to use #include statements.

E0868	[Message]	#include found after C body. cannot specify #pragma section after #include directive
	[Explanation]	There is an #include statement after C body code. Subsequently, it will not be possible to use #pragma section syntax.
E0873	[Message]	[78K0R] '-ZX' option specified - cannot specify #pragma interrupt /rtos_interrupt
	[Explanation]	[78K0R] The -zx option was specified. Interrupt functions and RTOS interrupt handlers cannot be specified via #pragma directives.
	[Action by User]	[78K0R] Specify it using one of the following decorators: __interrupt/__interrupt_brk/ __rtos_interrupt.
E0899	[Message]	The string specified by the #error directive will be output.
	[Explanation]	An #error string has been specified.
E1305	[Message]	cannot remove temporary directory ' <i>dir</i> '
	[Explanation]	Cannot delete working folder <i>dir</i> provided for the creation of temporary files.
E1307	[Message]	cannot unlink temporary file ' <i>file</i> '
	[Explanation]	Cannot delete the temporary file <i>file</i> .
E2043	[Message]	illegal argument for <i>function</i>
	[Explanation]	There is an illegal argument for function <i>function</i> .
E2103	[Message]	illegal header name
	[Explanation]	There is an error in the header string specified by the #include directive.
E2104	[Message]	cannot find include file ' <i>file</i> '
	[Explanation]	File <i>file</i> specified by the #include directive could not be found.
E2111	[Message]	illegal token ' <i>token</i> '
	[Explanation]	Illegal token <i>token</i> was found.
E2113	[Message]	unexpected EOF
	[Explanation]	The file ends in a location that is not allowed by the syntax.
E2114	[Message]	non-terminated comment
	[Explanation]	The comment is not closed by the "*/" characters.
E2116	[Message]	illegal expression syntax
	[Explanation]	There is a coding error in a preprocessing control expression.
E2117	[Message]	compiler limit: too long identifier ' <i>name...</i> ' [<i>num</i>]
	[Explanation]	The identifier name is too long. The maximum value for processing is 1,023 for internal identifiers, and 1,022 for external identifiers.
E2118	[Message]	compiler limit: too many characters in string literal [<i>num</i>]
	[Explanation]	The string literal is too long. The maximum length for processing is 32,766.
E2123	[Message]	compiler limit: too many macro parameters [<i>num</i>]
	[Explanation]	There are too many macro parameters. The maximum length for processing is 127.
E2124	[Message]	illegal macro name ' <i>name</i> '
	[Explanation]	The macro name <i>name</i> is illegal.
E2125	[Message]	System reserved macro ' <i>name</i> ' must not be redefined.
	[Explanation]	Macro name <i>name</i> is reserved by the system. It cannot be redefined.

E2126	[Message]	System reserved macro ' <i>name</i> ' must not be undefined.
	[Explanation]	It is not possible to undefine macro <i>name</i> because it is reserved by the system.
E2129	[Message]	illegal macro parameter ' <i>name</i> '
	[Explanation]	The macro parameter <i>name</i> is illegal.
E2130	[Message]	macro ' <i>name</i> ': mismatch number of parameters
	[Explanation]	The numbers of parameters of macro <i>name</i> do not match.
E2131	[Message]	macro ' <i>name</i> ': missing ')'
	[Explanation]	The definition of macro <i>name</i> has parameters, but is missing a closing parenthesis ")".
E2133	[Message]	illegal operand for '#' operator
	[Explanation]	The pound operator (#) specifies something other than a parameter in a macro definition.
E2134	[Message]	compiler limit: too long stringizing result [<i>num</i>]
	[Explanation]	The result of conversion to string is too long. The maximum length for processing is 32,766.
E2135	[Message]	illegal operand for '##' operator
	[Explanation]	There is a token-chaining coding error in the macro definition.
E2136	[Message]	illegal pasting result
	[Explanation]	The result of token chaining is incorrect.
E2137	[Message]	compiler limit: too long pasting result [<i>num</i>]
	[Explanation]	The result of token chaining is too long. The maximum length for processing is 32,766.
E2138	[Message]	macro ' <i>name</i> ' illegal parameter syntax
	[Explanation]	There is a coding error in the parameter(s) of macro <i>name</i> .
E2151	[Message]	illegal preprocessing directive syntax
	[Explanation]	There is an error in the preprocessing directive syntax.
E2152	[Message]	illegal number ' <i>name</i> ' in conditional inclusion.
	[Explanation]	The expression following an #if directive can only specify an integer like <i>name</i> .
E2155	[Message]	compiler limit: too many conditional inclusion nestings [<i>num</i>]
	[Explanation]	The nesting of #if and #endif blocks is too deep. The maximum length for processing is 255.
E2156	[Message]	misplaced '#else' or '#elif'
	[Explanation]	The location of an #else or #elif directive is inappropriate.
E2157	[Message]	misplaced '#endif'
	[Explanation]	The location of an #endif directive is inappropriate.
E2159	[Message]	illegal include directive syntax
	[Explanation]	There is a coding error in the #include directive.
E2164	[Message]	unexpected non-whitespace before preprocessing directive
	[Explanation]	The preprocessing directive is preceded by a non-whitespace character.
E2165	[Message]	unrecognized pragma directive '#pragma <i>directive</i> ', ignored
	[Explanation]	The #pragma <i>directive</i> is not recognized. This pragma directive will be ignored.

E2170	[Message]	illegal integral/floating constant
	[Explanation]	The integral or floating-point constant notation is incorrect.
E2171	[Message]	constant out of range
	[Explanation]	The constant value is outside of the expressible range.
E2173	[Message]	illegal octal digit
	[Explanation]	There is an error in octal-digit notation.
E2174	[Message]	illegal hexadecimal digit
	[Explanation]	There is an error in hexadecimal-digit notation.
E2175	[Message]	octal digit out of range
	[Explanation]	The octal value is outside the expressible range.
E2177	[Message]	empty character constant
	[Explanation]	The string constant is empty.
E2178	[Message]	illegal binary digit
	[Explanation]	There is an error in binary-digit notation.
E2201	[Message]	Syntax error
	[Explanation]	There is a syntax error in the statement.
E2202	[Message]	Illegal operand
	[Explanation]	There is a coding error in the operand.
E2203	[Message]	Illegal register
	[Explanation]	A register that cannot be coded has been specified.
E2204	[Message]	Illegal character
	[Explanation]	There are illegal characters in the source module.
E2205	[Message]	Unexpected LF in string
	[Explanation]	A newline character was found before the string was closed.
E2206	[Message]	Unexpected EOF in string
	[Explanation]	The end of the file was encountered before the string was closed.
E2207	[Message]	Unexpected null code in string
	[Explanation]	The string contains a null character (00H).
E2210	[Message]	<i>name</i> : not defined
	[Explanation]	<i>name</i> is not defined.
E2211	[Message]	redeclaration of <i>name</i>
	[Explanation]	<i>name</i> is being redeclared.
E2213	[Message]	Nothing is declared.
	[Explanation]	No declarator has been specified.
E2214	[Message]	Void object is not allowed.
	[Explanation]	void objects are not allowed.
E2217	[Message]	Undeclared function ' <i>function</i> ' is calld.
	[Explanation]	Undeclared function <i>function</i> has been called.

E2220	[Message]	Both 'signed' and 'unsigned' are specified.
	[Explanation]	Both "signed" and "unsigned" have been specified.
E2221	[Message]	illegal type specifier combination
	[Explanation]	This combination of type specifiers is illegal.
E2236	[Message]	Typedef declaration must not have initializer.
	[Explanation]	A typedef declaration must not include an initializer.
E2237	[Message]	too many initializers
	[Explanation]	There are too many initializers.
E2238	[Message]	illegal initializer
	[Explanation]	There is an error in the initializer(s).
E2240	[Message]	Local static function is not allowed.
	[Explanation]	Static functions cannot be declared with local scope.
E2250	[Message]	Array size is not given.
	[Explanation]	An array size has not been specified.
E2251	[Message]	Array size must be greater than zero.
	[Explanation]	The array size must be greater than zero.
E2252	[Message]	Array type has incomplete element type.
	[Explanation]	The type of the array element is incomplete.
E2253	[Message]	compiler limit : array size is too large [0x0ffffff]
	[Explanation]	The array is too large. The maximum size for processing is 0xfffffff.
E2260	[Message]	compiler limit: complicated type modifiers [<i>num</i>]
	[Explanation]	There are too many derived modifiers. The maximum number for processing is 16.
E2261	[Message]	illegal storage class specifier combination
	[Explanation]	This combination of storage class specifiers is illegal.
E2262	[Message]	illegal use of 'enum'
	[Explanation]	This usage of "enum" type specifiers is illegal.
E2263	[Message]	illegal use of 'struct'
	[Explanation]	This usage of "struct" type specifiers is illegal.
E2265	[Message]	illegal use of 'union'
	[Explanation]	This usage of "union" type specifiers is illegal.
E2266	[Message]	illegal use of ' <i>specifier</i> '
	[Explanation]	This usage of " <i>specifier</i> " storage class specifiers is illegal.
E2274	[Message]	illegal use of 'typedef'
	[Explanation]	This usage of "typedef" storage class specifiers is illegal.
E2280	[Message]	Void function cannot return value.
	[Explanation]	A return value has been specified for a function of type void.
E2281	[Message]	Function has illegal storage class.
	[Explanation]	There is an error in the function's storage class specification.

E2282	[Message]	Array of function is not allowed.
	[Explanation]	Arrays of functions are not allowed.
E2283	[Message]	illegal return type: function
	[Explanation]	Function return values may not be of type function.
E2284	[Message]	illegal return type: array
	[Explanation]	Function return values may not be of type array.
E2285	[Message]	'Void' in parameter list
	[Explanation]	There is a parameter of type void in the parameter declaration list of the function declaration. Type void can only be used for single-parameter functions.
E2286	[Message]	Function requires return value.
	[Explanation]	No return value has been specified for a function with a return value.
E2288	[Message]	return type mismatch <i>type1</i> (<i>type2</i>)
	[Explanation]	The type <i>type2</i> of the return value indicated by the return statement does not match the function's return value type <i>type1</i> .
E2290	[Message]	argument type mismatch <i>type1</i> (<i>type2</i>)
	[Explanation]	The type <i>type2</i> of the argument does not match the type <i>type1</i> of the formal parameter in the function declaration.
E2292	[Message]	Argument <i>name</i> is missing.
	[Explanation]	The formal parameter <i>name</i> declared in the function definition was not found.
E2296	[Message]	illegal first argument '...', requires a named argument
	[Explanation]	The ellipsis operator (...) cannot be used for the first parameter of a function.
E2300	[Message]	'Struct'/'union' size must not be zero.
	[Explanation]	The size of a structure or union cannot be zero.
E2301	[Message]	[78K0][78K0R] Expression too complex
	[Explanation]	[78K0][78K0R] expression is too complex.
	[Message]	[V850] illegal bit-field type
	[Explanation]	[V850] A type that cannot be specified for a bit field has been specified.
E2302	[Message]	Absolute expression expected
	[Explanation]	A relocatable expression has been coded.
E2303	[Message]	[78K0][78K0R] Illegal expression
	[Explanation]	[78K0][78K0R] There is an error in the expression format.
	[Message]	[V850] illegal bit-field size
	[Explanation]	[V850] The value of the constant expression specifying the width of the bit field must not exceed the number of bits making up the specified object type.
E2304	[Message]	[78K0][78K0R] Illegal symbol in expression file name
	[Explanation]	[78K0][78K0R] The expression contains an illegal symbol.
	[Message]	[V850] ' <i>name</i> ' has incomplete type.
	[Explanation]	[V850] The type of <i>name</i> is incomplete.

E2305	[Message]	[78K0][78K0R] Too long string as constant
	[Explanation]	[78K0][78K0R] The string definition exceeds the maximum length (4 characters).
	[Message]	[V850] Field ' <i>name</i> ' declared as a function.
	[Explanation]	[V850] The member <i>name</i> has been declared as type function.
E2306	[Message]	Illegal number
	[Explanation]	There is an error in numeric notation.
E2307	[Message]	Division by zero
	[Explanation]	Attempting to divide by zero.
E2308	[Message]	Too large integer
	[Explanation]	The constant value is greater than 16 bits.
E2309	[Message]	Illegal bit value
	[Explanation]	There is an error in bit notation.
E2310	[Message]	Bit value out of range
	[Explanation]	The bit value is outside the allowed range (0 to 7).
	[Action by User]	Change the value so that it is within the allowable range.
E2311	[Message]	Operand out of range(n)
	[Explanation]	The specified value is outside the allowed range (0 to 7).
	[Action by User]	Change the value so that it is within the allowable range.
E2312	[Message]	[78K0] Operand out of range (byte)
	[Explanation]	[78K0] The operand value is out of bounds (00H to FFH), or a byte value within the operand is out of range (-128 to +128).
	[Action by User]	[78K0] Change the operand so that it is within the allowable range.
	[Message]	[78K0R] Operand out of range(byte)
	[Explanation]	[78K0R] The byte value is outside the allowed range (00H to 0FFH).
	[Action by User]	[78K0R] Change the operand so that it is within the allowable range.
E2313	[Message]	Operand out of range(addr5)
	[Explanation]	[78K0] The addr5 value is outside the allowed range (40H - 7EH). [78K0R] The addr5 value is outside the allowed range (80H - BFH).
	[Action by User]	Change the value so that it is within the allowable range.
E2314	[Message]	Operand out of range (addr11)
	[Explanation]	The addr11 value is outside the allowed range (800H to FFFH).
	[Action by User]	Change the value so that it is within the allowable range.
E2315	[Message]	Operand out of range(saddr)
	[Explanation]	[78K0] The saddr value is outside the allowed range (0FE20H - 0FF1FH). [78K0R] The saddr value is outside the allowed range (0FFE20H - 0FFF1FH).
	[Action by User]	Change the value so that it is within the allowable range.

E2316	[Message]	Operand out of range(addr16\$!addr20)
	[Explanation]	The addr16 value is outside the allowed range (differs depending on target device). The value is outside the allowed addr20 range (00000H to 0FFFFFFH) or the relative distance calculated to the next address of the branch instruction is out of bounds (-32768 to +32767).
E2317	[Message]	Even expression expected
	[Explanation]	An odd address is specified for word access.
E2318	[Message]	Operand out of range(sfr)
	[Explanation]	Either an SFR/SFRP pseudo-instruction operand is outside the allowable range, or an odd value is being used as an SFRP pseudo-instruction operand.
E2319	[Message]	Operand out of range (word)
	[Explanation]	The word value is outside the allowed range (0000H to 0FFFFH).
	[Action by User]	Change the operand so that it is within the allowable range.
E2320	[Message]	Operand out of range (20bit)
	[Explanation]	The 20bit value is outside the allowed range (00000H to 0FFFFFFH).
	[Action by User]	Change the operand so that it is within the allowable range.
E2321	[Message]	Operand out of range (addr20)
	[Explanation]	The addr20 value is outside the allowed range (0000H to 0FFFFFFH).
	[Action by User]	Change the operand so that it is within the allowable range.
E2322	[Message]	[78K0] Illegal operand, EFR is used as addr16
	[Explanation]	[78K0] There is a coding error in the operand. EFR is used as addr16.
	[Message]	[78K0R] Illegal operand, 2ndSFR is used as addr16
	[Explanation]	[78K0R] There is a coding error in the operand. 2ndSFR is used as addr16.
	[Action by User]	[78K0][78K0R] Change the operand to use the same notation as addr16.
E2323	[Message]	Illegal operand, 2ndSFR.bit is used as addr16.bit
	[Explanation]	There is a coding error in the operand. 2ndSFR.bit is used as addr16.bit.
	[Action by User]	Change the operand to use the same notation as addr16.bit.
E2324	[Message]	Illegal operand, SFR can't be used as addr16
	[Explanation]	There is a coding error in the operand. SFR cannot be used as addr16.
	[Action by User]	Write the operand in SFR format.
E2325	[Message]	Illegal operand, SFR.bit can't be used as addr16.bit
	[Explanation]	There is a coding error in the operand. SFR.bit cannot be used as addr16.bit.
	[Action by User]	Write the operand in SFR.bit format.
E2326	[Message]	Illegal SFR access in operand
	[Explanation]	There is an SFR symbol in the code that the operand cannot access.

E2327	[Message]	[78K0] Illegal bank access in operand
	[Explanation]	[78K0] There is a symbol in the code that the operand cannot access.
	[Message]	[78K0R] Operand out of range (addr20)
	[Explanation]	[78K0R] The value is outside the allowed addr20 range (00000H to 0FFFFFFH) or the relative distance calculated to the next address of the branch instruction is out of bounds (-128 to +127).
	[Action by User]	[78K0R] Change the operand so that it is within the allowable range.
E2328	[Message]	Operand out of range (n)
	[Explanation]	The specified value is outside the range n (1-7).
	[Action by User]	Change the operand so that it is within the allowable range.
E2329	[Message]	Operand out of range (n)
	[Explanation]	The specified value is outside the range n (1-15).
	[Action by User]	Change the operand so that it is within the allowable range.
E2330	[Message]	Operand out of range (addr16 / BR or CALL)
	[Explanation]	The addr16 value is outside the allowed range (0H to FFFFH).
	[Action by User]	Change the operand so that it is within the allowable range.
E2331	[Message]	Operand out of range (addr16 / NUMBER)
	[Explanation]	The addr16 value (numeric constant or symbol with NUMBER attribute) is outside the allowed range (0H to FFFFH).
	[Action by User]	Change the operand so that it is within the allowable range.
E2332	[Message]	Operand out of range (!addr16 / ADDRESS)
	[Explanation]	The addr16 value (symbol with ADDRESS attribute) is outside the allowed range.
	[Action by User]	Change the operand so that it is within the allowable range, below. - F0000H - FFFFFFFH - The area that is mirrored when MAA is set to 0, or the area that is mirrored when MAA is set to 1. See the user's manual of the device for details about the mirrored area.
E2333	[Message]	Operand out of range (ES:!addr16 / ADDRESS)
	[Explanation]	ES:! The addr16 value (symbol with ADDRESS attribute) is outside the allowed range (0H to FFFFFFFH).
	[Action by User]	Change the operand so that it is within the allowable range.
E2334	[Message]	Operand out of range (!addr16.bit / ADDRESS)
	[Explanation]	!The addr16.bit value is outside the allowed range.
	[Action by User]	Change the operand so that it is within the allowable range, below. - F0000H - FFFFFFFH - The area that is mirrored when MAA is set to 0, or the area that is mirrored when MAA is set to 1. See the user's manual of the device for details about the mirrored area.
E2335	[Message]	Operand out of range (ES:!addr16.bit / ADDRESS)
	[Explanation]	ES:! The addr16.bit value is outside the allowed range (0H to FFFFFFFH).
	[Action by User]	Change the operand so that it is within the allowable range.

E2336	[Message]	Operand out of range (addr / BR or CALL)
	[Explanation]	The pseudo instruction BR/CALL operand is outside the range allowed for addr.
	[Action by User]	Change the operand so that it is within the allowable range.
E2337	[Message]	Illegal mnemonic, use another mnemonic or option -COMPAT1
	[Explanation]	A 78K0 instruction is being used that is not available with 78K0R.
	[Action by User]	Use a different instruction or use the -compat1 option.
E2338	[Message]	Operand out of range (EQU operand)
	[Explanation]	The pseudo instruction EQU operand value is outside the allowed range (0H to 0FFFFFFH).
	[Action by User]	Change the operand so that it is within the allowable range.
E2339	[Message]	Operand out of range (word / ADDRESS)
	[Explanation]	The word value (symbol with ADDRESS attribute) is outside the allowed range.
	[Action by User]	Change the operand so that it is within the allowable range, below. - F0000H - FFFFFFFH - The area that is mirrored when MAA is set to 0, or the area that is mirrored when MAA is set to 1. See the user's manual of the device for details about the mirrored area.
E2340	[Message]	Operand out of range (ES:word / ADDRESS)
	[Explanation]	ES: The word value (symbol with ADDRESS attribute) is outside the allowed range (0000H to 0FFFFFFH)
	[Action by User]	Change the operand so that it is within the allowable range.
E2341	[Message]	Illegal size for Option Bytes
	[Explanation]	The segment specifying the user option bytes and on-chip debugging option bytes is not specified using 5 bytes [78K0] or 4 bytes [78K0R].
	[Action by User]	Specify the segment specifying the user option bytes and on-chip debugging option bytes using 5 bytes [78K0] or 4 bytes [78K0R].
E2342	[Message]	Illegal value for Option Bytes
	[Explanation]	The value allocated to the segment specifying the user option bytes and on-chip debugging option bytes is illegal.
	[Action by User]	Allocate a correct value. See the user's manual of the device for allocatable values.
E2343	[Message]	Illegal Option Bytes segment
	[Explanation]	Multiple segments specifying the user option bytes and on-chip debugging option bytes have been specified.
	[Action by User]	Specify a single segment for the user option bytes and on-chip debugging option bytes.
E2347	[Message]	Local extern ' <i>symbol</i> ' is put into the next unit.
	[Explanation]	Declarator <i>symbol</i> with external linkage is being initialized with local scope.
E2349	[Message]	Initialization of non-auto pointer using non-number initializer is not position independent.
	[Explanation]	The code for an initialization command using a default value other than the value of a non-auto pointer variable is not position-independent.
E2361	[Message]	New style function definition has old style parameter declaration(s).
	[Explanation]	A new-style function definition has an old-style parameter declaration.

E2374	[Message]	The bit-field object ' <i>name</i> ' is put into the next unit.
	[Explanation]	The bit field <i>name</i> will be put into the next unit because it exceeds the boundaries of the current unit.
E2401	[Message]	[78K0][78K0R] Illegal symbol for PUBLIC <i>symbol name</i> '
	[Explanation]	[78K0][78K0R] A PUBLIC declaration cannot be made for this symbol.
	[Message]	[V850] syntax error
	[Explanation]	[V850] There is a syntax error.
E2402	[Message]	[78K0][78K0R] Illegal symbol for EXTRN/EXTBIT symbol name
	[Explanation]	[78K0][78K0R] An EXTERN/EXTBIT declaration cannot be made for this symbol.
	[Message]	[V850] Label ' <i>label</i> ' not defined
	[Explanation]	[V850] The label ' <i>label</i> ' is not defined.
E2403	[Message]	Can't define PUBLIC symbol symbol name
	[Explanation]	A symbol that has already been declared as PUBLIC has been defined as a symbol that cannot be declared as PUBLIC.
	[Action by User]	Symbols defined as bits other than saddr.bit cannot be declared as PUBLIC. For this reason, it is necessary to eliminate the PUBLIC declaration or change the EQU definition.
E2404	[Message]	Public symbol is undefined symbol name
	[Explanation]	A symbol declared as PUBLIC has not been defined.
E2405	[Message]	Illegal bit symbol
	[Explanation]	A symbol that is illegal as a forward-reference symbol or bit symbol is being used as the bit symbol of a machine-language instruction operand.
	[Action by User]	Write the bit symbol as a forward reference or EXTBIT declaration.
E2406	[Message]	Can't refer forward bit symbol symbol name
	[Explanation]	The bit symbol is being forward referenced, or there is a bit symbol inside the expression.
E2407	[Message]	Undefined symbol reference symbol name
	[Explanation]	An undefined symbol is being used.
E2408	[Message]	Multiple symbol definition symbol name
	[Explanation]	The symbol name has been defined multiple times.
E2409	[Message]	Too many symbols in operand
	[Explanation]	The maximum number of operand symbols allowed on a single line has been exceeded.
E2410	[Message]	Phase error
	[Explanation]	The symbol value changed during assembly (for example, an EQU symbol defined using a label operand changed via BR pseudo instruction optimization).
E2411	[Message]	[78K0][78K0R] This symbol is reserved ' <i>symbol name</i> '
	[Explanation]	[78K0][78K0R] The specified symbol is a reserved word.
	[Message]	[V850] label is not in switch
	[Explanation]	[V850] A case or default label is not in a switch statement.

E2412	[Message]	duplicate 'case <i>num</i> :' in switch
	[Explanation]	The case label <i>num</i> is defined multiple times in the same switch statement. <i>num</i> may have been expanded into a numeric value.
E2413	[Message]	duplicate 'default:' in switch
	[Explanation]	A switch statement has multiple default labels.
E2414	[Message]	'break' not in loop nor switch
	[Explanation]	A "break" statement is being used outside of a loop or switch statement.
E2415	[Message]	'continue' not in loop
	[Explanation]	A "continue" statement is being used outside of a loop.
E2420	[Message]	argument <i>num</i> expected for function call <i>function</i>
	[Explanation]	Arguments number <i>num</i> and beyond have not been specified in the call to function <i>function</i> .
E2421	[Message]	unexpected argument <i>num</i> for function call <i>function</i>
	[Explanation]	Arguments number <i>num</i> and beyond in the call to function <i>function</i> are not expected.
E2422	[Message]	undefined static function ' <i>function</i> '
	[Explanation]	The static function <i>function</i> that was called is not defined in the file.
E2502	[Message]	Illegal segment name
	[Explanation]	The code contains a symbol that is illegal as a segment name.
E2503	[Message]	Different segment type segment name
	[Explanation]	Two segments are defined with the same name but different types.
E2504	[Message]	Too many segments
	[Explanation]	The number of segments defined exceeds the maximum limit (256).
E2505	[Message]	Current segment is not exist
	[Explanation]	An ENDS pseudo instruction has been included before a segment was created, or after a segment has ended but before the next one has been created.
E2506	[Message]	Can't describe DB, DW, DS, ORG, label in BSEG
	[Explanation]	A DB, DW, DS, or ORG pseudo instruction has been included in a bit segment.
E2507	[Message]	Can't describe opcodes outside CSEG
	[Explanation]	A machine-language instruction or BR pseudo instruction has been included outside a code segment.
E2508	[Message]	Can't describe DBIT outside BSEG
	[Explanation]	A DBIT pseudo instruction has been included outside a bit segment.
E2509	[Message]	Illegal address specified
	[Explanation]	An address allocated as an absolute segment exceeds the range corresponding to that segment.
E2510	[Message]	[78K0][78K0R] Location counter overflow
	[Explanation]	[78K0][78K0R] The location counter has overflowed the range corresponding to the segment.
	[Message]	[V850] cannot cast: <i>type1</i> to <i>type2</i>
	[Explanation]	[V850] Cannot cast from <i>type1</i> to <i>type2</i> .

E2511	[Message]	[78K0][78K0R] Segment name expected
	[Explanation]	[78K0][78K0R] A segment name has not been specified for a relocation attribute with the AT segment-definition pseudo instruction.
	[Message]	[V850] <i>expression</i> must be arithmetic or pointer type.
	[Explanation]	[V850] Make <i>expression</i> an arithmetic or pointer type.
E2512	[Message]	[78K0][78K0R] Segment name expected
	[Explanation]	[78K0][78K0R] A segment name has not been specified for a relocation attribute with the AT segment-definition pseudo instruction.
	[Message]	[V850] <i>expression</i> must be arithmetic type.
	[Explanation]	[V850] Make <i>expression</i> an arithmetic type.
E2513	[Message]	[78K0R] Too many line number data
	[Explanation]	[78K0R] The size of the line-number data exceeds the maximum value.
	[Message]	[V850] <i>expression</i> must be pointer type or zero.
	[Explanation]	[V850] Make <i>expression</i> a pointer type or 0.
E2515	[Message]	[78K0][78K0R] Security ID is not supported for this device
	[Explanation]	[78K0][78K0R] Security IDs are not supported for the specified device.
	[Message]	[V850] <i>expression</i> must be integral type.
	[Explanation]	[V850] Make <i>expression</i> an integral type.
E2516	[Message]	[78K0][78K0R] Option Bytes is not supported for this device
	[Explanation]	[78K0][78K0R] Option bytes are not supported for the specified device.
	[Message]	[V850] <i>expression</i> must be constant expression.
	[Explanation]	[V850] Make <i>expression</i> a constant expression.
E2517	[Message]	[78K0] Illegal bank number
	[Explanation]	[78K0] The code contains an illegal bank specification.
	[Message]	[V850] One of the operands for '[']' must be pointer type and the other must be of integral type.
	[Explanation]	[V850] The operands for the square-bracket operator ([]) must be a pointer and an integral type.
E2518	[Message]	illegal operand for unary '&'
	[Explanation]	The operand is illegal for the address-of (&) unary operator.
E2519	[Message]	<i>exception</i> has occurred at compile time.
	[Explanation]	Floating-point exception <i>exception</i> was thrown at compile time.
E2522	[Message]	<i>name</i> is not a member.
	[Explanation]	<i>name</i> is not a member.
E2523	[Message]	illegal LHS of ' <i>operator</i> ' operator(must be modifiable Lvalue)
	[Explanation]	The left hand side of operator <i>operator</i> is not valid as an assignment target.
E2524	[Message]	illegal type combination for ' <i>operator</i> '(<i>type1</i> , <i>type2</i>)
	[Explanation]	The combination of types (<i>type1</i> and <i>type2</i>) is not valid for operator <i>operator</i> .
E2526	[Message]	Operands of ' <i>operator</i> ' operator must have same type(<i>type1</i> , <i>type2</i>).
	[Explanation]	Make both sides (<i>type1/type2</i>) of operator <i>operator</i> of the same type.

E2529	[Message]	invalid use of void expression
	[Explanation]	The void expression is illegal.
E2530	[Message]	Operand of '(' must be function type.
	[Explanation]	Make the operand of the parentheses operator () a function.
E2532	[Message]	Operand of ' <i>operator</i> ' must be pointer type.
	[Explanation]	Make the operand of operator <i>operator</i> a pointer type.
E2533	[Message]	Operand of '.' must be 'struct'/'union' object.
	[Explanation]	Use the dot operator (.) with a structure or union.
E2535	[Message]	Operand of '->' must be pointer to 'struct'/'union' object.
	[Explanation]	Use the (->) operand with a pointer to a structure or union.
E2550	[Message]	Operand of 'sizeof' must not be <i>type</i> .
	[Explanation]	<i>type</i> cannot be specified as the operand of "sizeof."
E2551	[Message]	unknown size('struct', 'union' or array)
	[Explanation]	A structure, union, or array with unknown size has been specified for an operator requiring the object size.
E2552	[Message]	unknown size (function)
	[Explanation]	A function with unknown size has been specified for an operator requiring the object size.
E2553	[Message]	cannot convert non-Lvalue array to pointer
	[Explanation]	Arrays other than lvalues cannot be converted into pointers.
E2556	[Message]	unknown size ('enum')
	[Explanation]	An enumerator with unknown size has been specified for an operator requiring the object size.
E2601	[Message]	Nesting over of include
	[Explanation]	The nesting of include files has exceeded the limit (8 levels).
E2602	[Message]	Must be specified switches
	[Explanation]	No switch name has been specified.
E2603	[Message]	Too many switches described
	[Explanation]	The number of switch names exceeds the maximum limit (1,000 per module).
E2604	[Message]	Nesting over of IF-classes
	[Explanation]	The nesting of IF/_IF clauses has exceeded the limit (8 levels).
E2605	[Message]	Needless ELSE statement exists
	[Explanation]	An unnecessary ELSE statement was found.
E2606	[Message]	Needless ENDIF statement exists
	[Explanation]	An unnecessary ENDIF statement was found.
E2607	[Message]	Missing ELSE or ENDIF
	[Explanation]	There is no ELSE or ENDIF statement corresponding to the IF or _IF statement.
E2608	[Message]	Missing ENDIF
	[Explanation]	There is no ENDIF statement corresponding to the IF or _IF statement.

E2609	[Message]	Illegal ELSEIF statement
	[Explanation]	An ELSEIF or _ELSEIF statement follows an ELSE statement.
E2610	[Message]	Multiple symbol definition (MACRO) 'symbol name'
	[Explanation]	Tried to define a symbol as a macro that has already been defined.
E2611	[Message]	Illegal syntax of parameter
	[Explanation]	There is a coding error in the macro's formal parameters.
E2612	[Message]	Too many parameter
	[Explanation]	The maximum number of formal parameters for a single macro definition (16) has been exceeded.
E2613	[Message]	Same name parameter described 'symbol name'
	[Explanation]	The same symbol is specified more than once as a formal parameter of a single macro definition.
E2614	[Message]	Can't nest macro definition
	[Explanation]	A macro is being defined inside a macro definition.
E2615	[Message]	Illegal syntax of local symbol
	[Explanation]	There is a coding error in a LOCAL directive operand.
E2616	[Message]	Too many local symbols
	[Explanation]	The number of local symbols in a single macro body exceeds the maximum limit (64).
E2617	[Message]	Missing ENDM
	[Explanation]	There is no ENDM statement corresponding to the macro definition pseudo instruction.
E2618	[Message]	Illegal syntax of ENDM
	[Explanation]	There is a syntax error in the ENDM statement.
E2619	[Message]	Illegally defined macro
	[Explanation]	There is an error in the definition of the referenced macro.
E2620	[Message]	Illegal syntax of actual parameter
	[Explanation]	There is a coding error in the macro's arguments.
E2621	[Message]	Nesting over of macro reference
	[Explanation]	The nesting of macro references has exceeded the limit (8 levels).
E2622	[Message]	Illegal syntax of EXITM
	[Explanation]	There is a syntax error in the EXITM statement.
E2623	[Message]	Illegal operand of REPT
	[Explanation]	The REPT pseudo-instruction operand contains an illegal expression.
E2624	[Message]	More than ??RAFFFF
	[Explanation]	More than 65,525 local symbols are replaced during macro expansion.
E2625	[Message]	Unexpected ENDM
	[Explanation]	An extra ENDM statement was found.
E2626	[Message]	Can't describe LOCAL macro definition
	[Explanation]	An ordinary source statement other than a macro body contains a LOCAL pseudo instruction.

E2627	[Message]	More than two segments in this include/macro
	[Explanation]	This include file, macro body, rept-endm block, or irp-endm block contains two or more segments.
E2630	[Message]	unrecognized interrupt request name ' <i>name</i> '
	[Explanation]	A #pragma directive specifies an illegal interrupt request.
E2631	[Message]	Interrupt request name ' <i>name</i> ' is already specified.
	[Explanation]	Interrupt request <i>name</i> has already been specified.
E2632	[Message]	illegal directive '#pragma <i>directive</i> ', function name must be specified
	[Explanation]	#pragma directive <i>directive</i> requires a function name.
E2633	[Message]	cannot specify interrupt attribute 'direct', function ' <i>function</i> ' is already defined.
	[Explanation]	It is not possible to specify the direct allocation of an interrupt handler after a function definition.
E2636	[Message]	Multiple interrupt request names are specified for function ' <i>function</i> ', 'direct' cannot be specified.
	[Explanation]	More than one interrupt request has been specified for function <i>function</i> . Direct allocation cannot be specified for a function if multiple interrupts are specified for it.
E2638	[Message]	Interrupt function must be void type.
	[Explanation]	Make the return type of functions declared as interrupts void.
E2639	[Message]	illegal function type for software interrupt function, must be void (unsigned int).
	[Explanation]	A function declared as a software exception interrupt (trap interrupt) can only have one parameter of type unsigned int.
E2640	[Message]	illegal function type for interrupt function, must be void (void).
	[Explanation]	A function declared as an interrupt (excluding software exceptions) cannot have parameters.
E2641	[Message]	cannot call interrupt function
	[Explanation]	A function declared as an interrupt cannot be called.
E2642	[Message]	Function ' <i>function</i> ' is already defined, 'block_interrupt' must be specified before function definition.
	[Explanation]	Block interrupt cannot be specified after the function definition.
E2644	[Message]	Function ' <i>function</i> ' is already defined without ' __ interrupt'.
	[Explanation]	Function <i>function</i> has been specified as an interrupt handler, but <i>function</i> has already been defined without an interrupt specification.
E2646	[Message]	Both interrupt and RTOS interrupt attributes are specified.
	[Explanation]	It is not possible to simultaneously specify an ordinary interrupt and real-time OS interrupt.
E2647	[Message]	Specifying interrupt name ' <i>name</i> ' is not allowed.
	[Explanation]	The name of the interrupt request cannot be RESET or RST.
E2648	[Message]	unknown cpu type, cannot use interrupt request name
	[Explanation]	The interrupt request name cannot be used because no device is specified.
E2649	[Message]	Interrupt function ' <i>function</i> ' with 'direct' is undefined.
	[Explanation]	Function <i>function</i> specified for direct allocation is not defined inside the file.

E2650	[Message]	illegal directive ' #pragma section ', section name must be specified
	[Explanation]	No section name is specified for the #pragma directive section allocation.
E2651	[Message]	illegal directive ' #pragma section ', unrecognized section name ' <i>name</i> '
	[Explanation]	Illegal section name <i>name</i> is specified for the #pragma directive section allocation.
E2652	[Message]	illegal directive ' #pragma section ', ' begin ' or ' end ' must be specified
	[Explanation]	A #pragma directive section allocation requires a "begin" and "end".
E2653	[Message]	Directive ' #pragma section ' is nested.
	[Explanation]	#pragma directive section allocation specifications are nested.
E2654	[Message]	inconsistent section for ' <i>symbol</i> '
	[Explanation]	The section for symbol <i>symbol</i> is inconsistent.
E2655	[Message]	misplaced ' #pragma section section end '
	[Explanation]	"#pragma section section end" is misplaced.
E2660	[Message]	cannot write, read only I/O register ' <i>regname</i> '
	[Explanation]	It is not possible to write data to internal peripheral I/O register <i>regname</i> with a read attribute only.
E2661	[Message]	cannot read, write only I/O register ' <i>regname</i> '
	[Explanation]	It is not possible to read data from internal peripheral I/O register <i>regname</i> with a write attribute only.
E2662	[Message]	cannot access for I/O register bit number ' <i>regname</i> '
	[Explanation]	The bit-access code for internal peripheral I/O register <i>regname</i> specifies a location that cannot be accessed.
E2663	[Message]	I/O register bit number must be integral type.
	[Explanation]	Specify the bit location of a internal peripheral function register as an integral value.
E2664	[Message]	Specifying bit number for I/O register ' <i>regname</i> ' is not allowed.
	[Explanation]	It is not possible to specify bit access for an internal peripheral I/O register <i>regname</i> bit.
E2665	[Message]	unknown cpu type, cannot use I/O register
	[Explanation]	The internal peripheral I/O register cannot be used because the target device is unknown.
E2666	[Message]	illegal operand (I/O register ' <i>regname</i> ') for unary '&'
	[Explanation]	It is not possible to take the address of an internal peripheral I/O register <i>regname</i> bit.
E2670	[Message]	unexpected EOF, missing ' #pragma endasm '
	[Explanation]	The end specifier of the assembler insertion was not found.
E2681	[Message]	First argument for __set_il is out of range.
	[Explanation]	The value of the interrupt level is outside the specifiable range. The interrupt level can be set as an integer between -1 and +8.
E2682	[Message]	Second argument for __set_il must be string literal ("Interrupt Request Name")
	[Explanation]	Specify the second argument of the function for setting the interrupt level as a string representing the interrupt request name.

E2685	[Message]	illegal argument for <code>__set_il(int, "Interrupt Request Name")</code>
	[Explanation]	There is an error in the arguments to the function for setting the interrupt level. Make the first argument of type integer and the second argument the name of the interrupt request.
E2692	[Message]	Both interrupt attribute and 'rtos_task' are specified.
	[Explanation]	It is not possible to simultaneously specify a real-time OS task and interrupt for a function.
E2693	[Message]	Function ' <i>function</i> ' is already defined, 'rtos_task' must be specified before function definition.
	[Explanation]	It is not possible to specify a function as a real-time OS task after the function definition.
E2694	[Message]	Function ' <i>function</i> ' is already defined without ' <code>__rtos_interrupt</code> '.
	[Explanation]	Function <i>function</i> has been specified as an interrupt handler, but <i>function</i> has already been defined without a real-time OS interrupt specification.
E2695	[Message]	cannot call <code>rtos_task</code> function
	[Explanation]	A function specified as a real-time OS task cannot be called.
E2696	[Message]	Rtos system call ' <i>function</i> ' is already defined, cannot specify ' <code>#pragma kind</code> '
	[Explanation]	A function with the same name as function <i>function</i> has already been defined or declared. It is not possible to enable system calls via a real-time OS <code>#pragma</code> directive.
E2697	[Message]	Rtos system call ' <i>name</i> ' is called in the function, for which rtos interrupt attribute is not specified.
	[Explanation]	System call <i>name</i> is being called in a function not specified as a real-time OS interrupt. <i>name</i> will be assumed to be an ordinary function call.
E2698	[Message]	cannot call <code>rtos_interrupt</code> function
	[Explanation]	A function specified as a real-time OS interrupt handler cannot be called.
E2701	[Message]	Duplicated GP symbol for RTOS interrupt function ' <i>function</i> '
	[Explanation]	A separate gp symbol has already been allocated to function <i>function</i> specified as a real-time OS interrupt handler.
E2702	[Message]	Specifying interrupt name ' <i>name</i> ' is not allowed for <code>rtos_interrupt</code> .
	[Explanation]	The name of the interrupt request cannot be <i>name</i> .
E2712	[Message]	unexpected end-of-line (missing ' ')
	[Explanation]	Surround section names in a section/file with square brackets ([]).
E2713	[Message]	unexpected character(s) ' <i>token</i> '
	[Explanation]	Unexpected token <i>token</i> was found in the section file. Check the format of the section/file.
E2714	[Message]	Variable, function or file name is missing.
	[Explanation]	There is an error in the variable information of the section file.
E2715	[Message]	illegal function/variable name ' <i>symbol</i> '
	[Explanation]	Symbol <i>symbol</i> is an illegal function or variable name.
E2716	[Message]	Section name is not specified.
	[Explanation]	No section name has been specified.

E2717	[Message]	unrecognized section name ' <i>section</i> '
	[Explanation]	Illegal section name <i>section</i> has been specified.
E2746	[Message]	Too long section name[256]
	[Explanation]	The section name is too long. Use no more than 256 characters.
E2747	[Message]	inconsistent section name for ' <i>symbol</i> '
	[Explanation]	The section name for symbol <i>symbol</i> is inconsistent.
E2749	[Message]	Function ' <i>function</i> ' is already defined without ' <i>_ _ multi_interrupt</i> '.
	[Explanation]	Function <i>function</i> has been specified as a multiple interrupt handler, but it has already been defined without a multiple interrupt specification.
E2750	[Message]	Both interrupt and multi interrupt attributes are specified.
	[Explanation]	It is not possible to simultaneously specify an ordinary interrupt and multiple interrupt.
E2751	[Message]	Both RTOS interrupt and multi interrupt attributes are specified.
	[Explanation]	It is not possible to simultaneously specify a real-time OS interrupt and multiple interrupt.
E2752	[Message]	cannot call <i>function</i> function
	[Explanation]	Function <i>function</i> cannot be called.
E2760	[Message]	unknown cpu type, cannot use <i>directive</i>
	[Explanation]	<i>directive</i> cannot be used because no target device is specified.
E2781	[Message]	result of comparison is always <i>status</i>
	[Explanation]	The result of comparison is always <i>status</i> .
E2783	[Message]	statement with no effect
	[Explanation]	The statement has no effect.
E2785	[Message]	Conversion may lose significant digit
	[Explanation]	Data may be lost.
E2801	[Message]	Illegal debug information
	[Explanation]	The source file contains illegal debugging information.
	[Action by User]	Perform the compile again.
E3102	[Message]	Directive syntax error
	[Explanation]	The directive syntax is incorrect.
E3107	[Message]	Name ' <i>name</i> ' in directive has already been defined
	[Explanation]	Trying to define a reserved word or a previously defined name as a directive memory area. This name (reserved word, memory space name, or memory area name) has already been registered.
E3108	[Message]	Overlapped memory areas " <i>memory area 1</i> " and " <i>memory area 2</i> "
	[Explanation]	The addresses of the memory areas in the memory directive overlap.
E3109	[Message]	Memory area " <i>memory area</i> " name too long (up to 256 characters)
	[Explanation]	he name specified for the memory area in the directive is too long. The name of the memory area in the directive must be no more than 256 characters.

E3110	[Message]	Memory area "memory area" already defined
	[Explanation]	The memory area specified in the memory directive has already been registered.
E3111	[Message]	Memory area "memory area" redefinition out of range
	[Explanation]	The range of the memory area specified by the memory directive is outside the redefinable range.
E3112	[Message]	Segment "segment name" wrong allocation type
	[Explanation]	The segment allocation type in the merge directive is incorrect.
E3114	[Message]	Illegal number
	[Explanation]	The directive contains an illegal number.
E3115	[Message]	Too large value(up to 1048575/0FFFFFFH)
	[Explanation]	The directive contains a number greater than 1048575(0FFFFFFH)
E3116	[Message]	Memory area "memory area" definition out of range
	[Explanation]	The sum of the start address and size of the memory area in the memory directive is greater than 1048575(0FFFFFFH).
E3117	[Message]	Too Many line number data (up to 65535/0FFFFFFH) in the same name segment 'segment'
	[Explanation]	The maximum number of line-number entries in a single section (65,535) has been exceeded.
E3200	[Message]	illegal alignment value
	[Explanation]	There is an error in the alignment conditions.
E3201	[Message]	[78K0][78K0R] Multiple segment definition "segment name" in merge directive
	[Explanation]	[78K0][78K0R] The segment specified by the merge directive has already been registered (trying to allocate the same segment with multiple merge directives).
	[Message]	[V850] illegal character
	[Explanation]	[V850] An illegal character was found.
E3202	[Message]	[78K0][78K0R] Segment type mismatch "segment name 1" in file "segment name 2" - ignored
	[Explanation]	[78K0][78K0R] There is another segment with the same name having a different segment-type relocation attribute.
	[Message]	[V850] illegal expression
	[Explanation]	[V850] There is a syntax error in the expression.
E3203	[Message]	illegal expression (<i>string</i>)
	[Explanation]	There is an error in the expression element string.
E3204	[Message]	[78K0][78K0R] Memory area/space "name" not defined
	[Explanation]	[78K0][78K0R] The memory area/memory space name specified by the merge directive is not defined.
	[Message]	[V850] illegal expression (-label)
	[Explanation]	[V850] An expression with (-label) format is being used.

E3205	[Message]	[78K0][78K0R] Name "name" in directive has bad attribute
	[Explanation]	[78K0][78K0R] There is an error in the directive's segment, memory area, or memory space name (e.g. a memory space name is specified where a memory area name should be specified).
	[Message]	[V850] illegal expression (-label - label)
	[Explanation]	[V850] An expression with (-label -label) format is being used.
E3206	[Message]	[78K0][78K0R] Segment "segment name" can't allocate to memory-ignored
	[Explanation]	[78K0][78K0R] The segment cannot be allocated to the memory area (there is not enough memory area to allocate the segment).
	[Message]	[V850] illegal expression (label + label)
	[Explanation]	[V850] An expression with (label + label) format is being used.
E3207	[Message]	[78K0][78K0R] Segment "segment name" has illegal segment type
	[Explanation]	[78K0][78K0R] This segment type is illegal.
	[Message]	[V850] illegal expression (labels have different reference types)
	[Explanation]	[V850] An operation is specified between labels with different reference formats (#label, label, and \$label).
E3208	[Message]	[78K0][78K0R] Segment "segment name" may not change attribute
	[Explanation]	[78K0][78K0R] Attempted to change the link type of a segment with the assembly relocation attribute set to "AT xxxxxH" or a segment created via an ORG pseudo instruction via the directive.
	[Message]	[V850] illegal expression (labels in different sections)
	[Explanation]	[V850] An operation has been specified between labels belonging to different sections.
E3209	[Message]	[78K0][78K0R] Segment "segment name" may not change arrangement
	[Explanation]	[78K0][78K0R] Attempted to change the location address of a segment with the assembly relocation attribute set to "AT xxxxxH" or a segment created via an ORG pseudo instruction via the directive.
	[Action by User]	[78K0][78K0R] Do not specify the location address during assembly for a segment whose link type is specified during linking.
	[Message]	[V850] illegal expression (labels must be defined)
	[Explanation]	[V850] Define operations between labels within a single file.
E3210	[Message]	[78K0][78K0R] Segment "segment name" does not exist-ignored
	[Explanation]	[78K0][78K0R] The segment specified by the directive does not exist.
	[Message]	[V850] illegal expression (not + nor -)
	[Explanation]	[V850] An operation other than plus (+) or minus (-) was used.
E3211	[Message]	[78K0][78K0R] Bank type mismatch 'symbol name' in file 'file name' -ignored
	[Explanation]	[78K0][78K0R] The symbol bank number specification is inconsistent.
	[Action by User]	[78K0][78K0R] Make sure that the symbol bank numbers are correct.
	[Message]	[V850] floating exception(<i>function</i>)
	[Explanation]	[V850] There is a floating-point operation error in floating-point operation library function <i>function</i> used internally by as850.

E3212	[Message]	[78K0][78K0R] Default segment can't allocate to memory-ignored
	[Explanation]	[78K0][78K0R] Cannot allocate the default segment to a memory area.
	[Action by User]	[78K0][78K0R] Make sure that you can locate -gb, -gi, and -go data within the ROM range.
	[Message]	[V850] symbol already defined as label
	[Explanation]	[V850] The specified symbol has already been defined as a label.
E3213	[Message]	label <i>identifier</i> redefined
	[Explanation]	Label <i>identifier</i> is defined multiple times.
E3214	[Message]	[78K0R] Segment " <i>segment name</i> " allocated on SELFRAM
	[Explanation]	[78K0R] This segment is located on an area that overlaps BRAM and internal RAM. See the user's manual of the device for details.
	[Action by User]	[78K0R] Revise the allocation.
	[Message]	[V850] <i>identifier</i> redefined
	[Explanation]	[V850] <i>identifier</i> is defined multiple times.
E3215	[Message]	illegal operand (access width mismatch)
	[Explanation]	An internal peripheral I/O register with mismatched access width is specified for the operand.
E3216	[Message]	illegal operand (cannot read I/O register which does not have read access)
	[Explanation]	It is not permitted to read from an internal peripheral I/O register that is specified for an operand.
E3217	[Message]	illegal operand (cannot use bit I/O register)
	[Explanation]	Internal peripheral I/O register flag bits cannot be specified for operands.
E3218	[Message]	illegal operand (cannot write I/O register which does not have write access)
	[Explanation]	It is not permitted to write to an internal peripheral I/O register that is specified for an operand.
E3219	[Message]	illegal operand (inconsistent bit position)
	[Explanation]	The bit position specified by the bit manipulation instruction is inconsistent.
E3220	[Message]	illegal operand (<i>identifier</i> is reserved word)
	[Explanation]	Reserved word <i>identifier</i> is used for the name.
E3221	[Message]	illegal operand (label - label)
	[Explanation]	An expression with (label - label) format is being used for a branch instruction.
E3222	[Message]	illegal operand (label not allowed)
	[Explanation]	A label has been specified for an instruction that cannot specify labels for operands.
E3223	[Message]	illegal operand (label not allowed for setf/shl...)
	[Explanation]	A label has been specified for a setf instruction or a shift instruction.
E3224	[Message]	illegal operand (label reference for jmp must be #label)
	[Explanation]	Something besides the absolute address reference (#label) is specified to a jmp instruction.
E3225	[Message]	illegal operand (must be evaluated positive or zero)
	[Explanation]	The expression evaluates as a negative value.

E3226	[Message]	illegal operand (must be even displacement)
	[Explanation]	An odd displacement has been specified.
E3227	[Message]	illegal operand (must be immediate, label or symbol for hi/lo/hi1)
	[Explanation]	Something other than immediate, label, or symbol has been specified for hi, lo, or hi1.
E3228	[Message]	illegal operand (must be register)
	[Explanation]	An operand other than a register has been specified.
E3229	[Message]	illegal operand (needs base register)
	[Explanation]	A base register must be specified.
E3230	[Message]	illegal operand (range error in displacement)
	[Explanation]	The value specified as displacement is outside the allowable range.
E3231	[Message]	illegal operand (range error in immediate)
	[Explanation]	The value specified as immediate is outside the allowable range.
E3232	[Message]	illegal operand (.local parameter)
	[Explanation]	An illegal parameter has been specified in a .local pseudo instruction.
E3233	[Message]	illegal operand (local symbol parameter)
	[Explanation]	The parameter specified as a .local pseudo instruction is not a symbol.
E3234	[Message]	illegal operand (macro parameter)
	[Explanation]	An illegal parameter has been specified in a .macro pseudo instruction.
E3235	[Message]	illegal operand (macro name)
	[Explanation]	The macro name defined for the .macro pseudo instruction is illegal.
E3236	[Message]	illegal operand (macro argument)
	[Explanation]	An illegal parameter has been specified in a macro call.
E3237	[Message]	illegal operand (.irepeat argument)
	[Explanation]	An illegal argument has been specified in an .irepeat pseudo instruction.
E3238	[Message]	illegal operand (.irepeat parameter)
	[Explanation]	An illegal parameter has been specified in an .irepeat pseudo instruction.
E3239	[Message]	illegal operand (can not use r0 as source in V850E mode)
	[Explanation]	r0 cannot be specified for the source operand when specifying V850Ex core.
E3240	[Message]	illegal operand (can not use r0 as destination in V850E mode)
	[Explanation]	r0 cannot be specified for the destination operand when specifying V850Ex core.
E3241	[Message]	illegal operand (too many registers)
	[Explanation]	Too many registers are specified for the pushm/popm instruction.
E3242	[Message]	illegal operand (label is already defined on section)
	[Explanation]	The label specified for .option sdata/.option data has already been defined in section <i>section</i> .
E3244	[Message]	illegal origin value(<i>value</i>)
	[Explanation]	The specification of value (<i>value</i>) for the .org pseudo instruction is incorrect.
E3245	[Message]	<i>identifier</i> is reserved word
	[Explanation]	Reserved word <i>identifier</i> is used in a location where reserved words are not allowed.

E3246	[Message]	illegal section
	[Explanation]	An instruction is coded in a section where it is not allowed.
E3247	[Message]	illegal size value
	[Explanation]	There is an error in the size specification.
E3248	[Message]	illegal symbol reference (\$symbol)
	[Explanation]	The dollar sign (\$) or pound sign (#) has been specified for the symbol.
E3249	[Message]	illegal syntax
	[Explanation]	There is a syntax error.
E3250	[Message]	illegal syntax <i>string</i>
	[Explanation]	There is an error in <i>string</i> syntax.
E3251	[Message]	illegal id value
	[Explanation]	The ID value is illegal. Specify an integer value.
E3252	[Message]	id already defined as symbol " <i>identifier</i> "
	[Explanation]	The specified ID has already been reserved as symbol name " <i>identifier</i> ".
E3253	[Message]	symbol " <i>identifier</i> " already defined as another id
	[Explanation]	The specified symbol name " <i>identifier</i> " has already been reserved with a different ID.
E3254	[Message]	can not reference .ext_func symbol " <i>identifier</i> "
	[Explanation]	The symbol specified using an .ext_func pseudo instruction can only reference branch instructions.
E3255	[Message]	cannot access for I/O register bit number " <i>I/O register</i> "
	[Explanation]	The bit number specified for I/O register name " <i>I/O register</i> " is incorrect.
E3258	[Message]	cannot access I/O register(" <i>I/O register</i> ")
	[Explanation]	It is not permitted to access internal peripheral I/O register " <i>I/O register</i> " that is specified for an operand.
E3259	[Message]	can not use r1 as destination in mul/mulu.
	[Explanation]	The assembler reserved register (r1) cannot be specified as the destination register of a mul/mulu instruction.
E3260	[Message]	token too long
	[Explanation]	The token is too long. The maximum length is 1037.
E3261	[Message]	illegal condition code.
	[Explanation]	The specified condition code is illegal. 0xd cannot be specified for the condition code of an adf/sbf instruction [V850E2].
E3301	[Message]	Relocatable object code address out of range (file "file name", segment "segment name", address xxxxxH, type "addressing type")
	[Explanation]	The revision information for the relocatable object code in the input object module file is being output to an address with no object code (the address of the relocation entry is outside the origin-data range). (Caution) Addresses expressed in the format "address xxxxxH" are absolute addresses following segment alignment.
	[Action by User]	Make sure that the symbol addressing is correct.

E3302	[Message]	Illegal symbol index in line number (file "file name", segment "segment name")
	[Explanation]	The symbol information is not referenced correctly due to an error in the debugging line-number information in the input object module file. The line number index does not match the symbol index.
E3303	[Message]	Can't find symbol index in relocatable object code (file "file name", segment "segment name", address xxxxxH, type "addressing type")
	[Explanation]	The symbol information is not referenced correctly due to an error in the relocatable code revision information in the input object module file. The relocation entry does not match the symbol index. (Caution) Addresses expressed in the format "address xxxxxH" are absolute addresses following segment alignment.
	[Action by User]	Make sure that the addressing methods of the symbols, variables, and the like are correct.
E3304	[Message]	Operand out of range (file "file name", segment "segment name", symbol "symbol name", address xxxxxH, type "addressing type")
	[Explanation]	The operand value used to resolve the relocatable object code is outside the range of operand values corresponding to instructions. (Caution) Addresses expressed in the format "address xxxxxH" are absolute addresses following segment alignment.
	[Action by User]	Code the source so that the operand value falls within one of the operand ranges specified for each addressing type.
E3305	[Message]	Even value expected (file "file name", segment "segment name", symbol "symbol name", address xxxxxH, type "addressing type")
	[Explanation]	An odd operand value was used to resolve the relocatable object code for callt or sad-rp addressing (callt and saddrp addressing operands must be even). (Caution) Addresses expressed in the format "address xxxxxH" are absolute addresses following segment alignment.
E3306	[Message]	A multiple of 4 value expected (segment "segment name", address xxxxxH, type "addressing type")
	[Explanation]	The operand value used to resolve the relocatable object code for saddr addressing must be a multiple of 4. (Caution) Addresses expressed in the format "address xxxxxH" are absolute addresses following segment alignment.
E3403	[Message]	Symbol "symbol name" unmatched type in file "file name 1". First defined in file "file name2"
	[Explanation]	The type of an externally defined/referenced symbol with the same name is different in file 1 and file 2.
E3404	[Message]	Multiple symbol definition of "symbol name" in file "file name 1". First defined in file "file name 2"
	[Explanation]	PUBLIC symbol defined in object module file 1 has already been declared PUBLIC in object module file 2.
E3405	[Message]	Undefined symbol "symbol name" in file "file name"
	[Explanation]	A symbol declared as EXTRN in this file is declared as PUBLIC in another file.

E3410	[Message]	Multiple module name definition "module name" in file "file1". First defined in file "file2"
	[Explanation]	The module name of object module file 1 is the same as the module name of object module file 2.
E3415	[Message]	[78K0] Compiler options are mixed in file 'file1'. First specified in file 'file2'
	[Explanation]	[78K0] An object file with a different compiler optimization option than the overall program has been input, but a single compiler optimization option must be specified for the entire program. Specify the same option and compile again.
E3424	[Message]	-ZF REL and not -ZF REL are mixed in file "file name"
	[Explanation]	When linking the boot area ROM program load module of a product with onboard Flash memory with a Flash area program object module, the object module contains items where the -zf option was not specified at compile time.
E3425	[Message]	There are different function IDs in same name "function name" (file "file name")
	[Explanation]	Two functions with the same name declared as EXT_FUNC in the compiler have different IDs.
E3426	[Message]	[78K0] Multiple input BOOT file <i>file name</i> '
	[Explanation]	[78K0] When linking the boot area ROM program load module of a product with onboard Flash memory with a Flash area program object module, multiple boot area ROM program load modules were input.
	[Message]	[78K0R] Multiple input BOOT file "file name 1". First input file "file name 2"
	[Explanation]	[78K0R] When linking the boot area ROM program load module of a product with onboard Flash memory with a Flash area program object module, multiple boot area ROM program load modules were input.
	[Action by User]	[78K0R] Only one load module file can be specified for the boot area ROM program.
E3427	[Message]	BOOT REL and -ZF REL are mixed in file "file name"
	[Explanation]	When linking with the -zb option specified, an object module has been input that was compiled with the -zf option specified.
E3428	[Message]	FLASH start address larger than ROM max address
	[Explanation]	The start address of the Flash memory area is greater than the ROM end address of the target device.
E3429	[Message]	BOOT segment "segment name" are found in FLASH file "file name"
	[Explanation]	When linking the boot area ROM program load module of a product with onboard Flash memory with a Flash area ROM program object module, the object module contains a location address segment that is smaller than the start address of the Flash memory area.
E3430	[Message]	Different FLASH address in file <i>file name</i> '
	[Explanation]	The start addresses of the Flash memory area of the input files are not all identical.
E3431	[Message]	There are different function name in same ID (function name) (file "file name")
	[Explanation]	Multiple functions having the same ID are declared as EXT_FUNC in the compiler.
E3432	[Message]	Illegal allocate an EXT_FUNC function "function name" (file "file name")
	[Explanation]	When linking with the -zb option specified, there is a function body declared as EXT_FUNC in the compiler.

E3433	[Message]	Can't find FLASH start address in file "file name"
	[Explanation]	The Flash start address was not found.
	[Action by User]	Input an LMF file with -zb specified.
E4200	[Message]	Undefined symbol " <i>symbol name</i> "
	[Explanation]	There is a symbol whose address cannot be resolved.
	[Action by User]	Define the symbol value. If the symbol will be referenced as an externally addressed symbol, but it is not externally defined, then use an external definition outside the module where this symbol value is defined.
E4201	[Message]	Out of address range
	[Explanation]	The address of the load module file object is out of bounds.
E4231	[Message]	',' is expected at the end of directive.
	[Explanation]	The directive must end with a semicolon (;).
E4232	[Message]	'}' is expected.
	[Explanation]	A closing curly bracket (}) is required.
E4233	[Message]	name is expected at the beginning of directive.
	[Explanation]	Start the directive with a name (segment name, section name, or symbol name).
E4234	[Message]	section name is expected at the beginning of section directive.
	[Explanation]	Start a section directive with a section name.
E4235	[Message]	':', '=' or '@' is expected to follow name.
	[Explanation]	A colon (:), equals sign (=), or at mark (@) is required after the starting name of a directive.
E4236	[Message]	'=' is expected to follow section name.
	[Explanation]	An equals sign (=) is required after an output section name.
E4237	[Message]	too many '}'.
	[Explanation]	There are too many closing curly brackets (}) corresponding to opening curly brackets ({}).
E4238	[Message]	illegal character (<i>number</i>).
	[Explanation]	There is an illegal character (<i>number</i>) in the link directive.
E4239	[Message]	<i>string</i> needs effective parameter.
	[Explanation]	<i>string</i> requires a valid parameter.
E4240	[Message]	<i>string</i> is illegal in segment directive.
	[Explanation]	<i>string</i> cannot be specified in a segment directive.
E4241	[Message]	<i>string</i> is illegal in section directive.
	[Explanation]	<i>string</i> cannot be specified in a section directive.
E4242	[Message]	<i>string</i> is illegal in symbol directive.
	[Explanation]	<i>string</i> cannot be specified in a symbol directive.
E4243	[Message]	<i>string</i> is illegal in file specification field.
	[Explanation]	<i>string</i> cannot be specified in an area specifying a file name.

E4244	[Message]	<i>string</i> illegal in segment name field.
	[Explanation]	<i>string</i> cannot be specified in an area specifying a segment name.
E4245	[Message]	<i>string</i> specified to segment " <i>segment</i> " more than once in same or other directive.
	[Explanation]	<i>string</i> specifies segment <i>segment</i> multiple times in the same segment directive or in different segment directives.
E4246	[Message]	<i>string</i> specified to section " <i>section</i> " more than once in same or other directive.
	[Explanation]	<i>string</i> specifies <i>section</i> section multiple times in the same section directive or in different section directives.
E4247	[Message]	<i>string</i> specified to symbol " <i>symbol</i> " more than once in same or other directive.
	[Explanation]	<i>string</i> specifies symbol <i>symbol</i> multiple times in the same symbol directive or in different symbol directives.
E4248	[Message]	segment " <i>segment</i> " already defined.
	[Explanation]	Segment <i>segment</i> has already been defined.
E4249	[Message]	section " <i>section</i> " already defined at line(<i>number</i>).
	[Explanation]	Section <i>section</i> was already defined on line <i>number</i> .
E4250	[Message]	symbol " <i>symbol</i> " already defined at line(<i>number</i>).
	[Explanation]	Symbol <i>symbol</i> was already defined on line <i>number</i> .
E4251	[Message]	illegal segment type " <i>string</i> ".
	[Explanation]	<i>string</i> cannot be specified as a segment type.
E4252	[Message]	illegal section type " <i>string</i> ".
	[Explanation]	<i>string</i> cannot be specified as a section type.
E4253	[Message]	illegal attribute character ' <i>character</i> '
	[Explanation]	character cannot be specified as a section attribute.
E4254	[Message]	<i>string</i> in segment directive of non LOAD segment is illegal.
	[Explanation]	<i>string</i> cannot be specified in a segment directive without specifying LOAD as the segment type.
E4267	[Message]	unknown symbol kind " <i>string</i> ".
	[Explanation]	<i>string</i> cannot be specified as a symbol type.
E4268	[Message]	symbol kind " <i>string</i> " specified more than once in same or other directive.
	[Explanation]	Symbol type <i>string</i> is specified multiple times in the same symbol directive or in different symbol directives.
E4271	[Message]	section attribute ' <i>attribute</i> ' of section " <i>section</i> " and segment attribute ' <i>attribute</i> ' of segment " <i>segment</i> " do not match.
	[Explanation]	Section attribute <i>attribute</i> for section <i>section</i> does not match the segment attribute of segment <i>segment</i> allocated to this section.
	[Action by User]	Ignore section attribute G, and match section attributes A, W, and X with values corresponding to segment attributes R, W, and X.
E5101	[Message]	Invalid sub command
	[Explanation]	The sub-command is incorrect.
E5102	[Message]	Invalid syntax
	[Explanation]	There is an error in the parameter specification of the sub-command.

E5103	[Message]	Illegal input file-different target chip (file: file name)
	[Explanation]	There is an error in the target device specification of the input object module file.
E5104	[Message]	Illegal library file-different target chip (file: file name)
	[Explanation]	There is an error in the target device of the specified library file.
E5105	[Message]	Module not found (module: file name)
	[Explanation]	The specified module was not found in the library file.
E5106	[Message]	Module already exists (module: file name)
	[Explanation]	A module with the same name already exists in an update library file or in another input file.
E5107	[Message]	Master library file is not specify
	[Explanation]	A previous operation specified replacement with ".", but no update library file has been specified.
E5108	[Message]	Multiple transaction files (file: file name)
	[Explanation]	Multiple input object module file names have been specified.
E5109	[Message]	Public symbol already exists (symbol: symbol name)
	[Explanation]	The externally defined symbol name already exists in an update library file or in another input file.
E5110	[Message]	File specification conflicted (file: file name)
	[Explanation]	The specified input file and output file have the same name.
E5111	[Message]	Illegal file format (file: file name)
	[Explanation]	There is a format error in the update library file or other input file.
E5112	[Message]	Library file not found (file: file name)
	[Explanation]	The specified library file was not found.
E5113	[Message]	Object module file not found (file: file name)
	[Explanation]	The specified object module file was not found.
E5114	[Message]	No free space for temporary file
	[Explanation]	There is not enough free space on the disk to create temporary files.
E5115	[Message]	Not enough memory
	[Explanation]	There is not enough memory for program operation.
E5116	[Message]	Sub command Buffer full
	[Explanation]	The continuous line length of the sub-command is greater than the maximum limit (128-15 characters). The maximum length for a sub-command line in a sub-command file (128 characters) has been exceeded.
E5117	[Message]	Can not use device file
	[Explanation]	A device file was specified as the input file. CLOCK was specified as the list command I/O file. PRN, CON, or CLOCK was specified as the output object module file or output library file.
E5118	[Message]	Illegal path (file: file name)
	[Explanation]	There is an error in the path of the specified file.

E7001	[Message]	The link error was found. Please input an error-free file.
	[Explanation]	An error occurred during linking.
	[Action by User]	Please input a linkable file that will not generate errors.
E7201	[Message]	multiple defined symbol ' <i>symbol</i> '
	[Explanation]	Symbol <i>symbol</i> has been defined multiple times.
E7202	[Message]	redeclaration of ' <i>symbol</i> '
	[Explanation]	<i>symbol</i> is being redeclared.
E7203	[Message]	undefined symbol ' <i>symbol</i> '
	[Explanation]	<i>symbol</i> has not been defined.
E7204	[Message]	undefined label (. <i>Lnum</i>)
	[Explanation]	The <i>.Lnum</i> label has not been defined.
E7205	[Message]	Argument type mismatch is detected where ' <i>caller</i> ' calls ' <i>callee</i> '.
	[Explanation]	The types of the <i>caller</i> and <i>callee</i> arguments were different when performing inline expansion.
E7206	[Message]	Return value type mismatch is detected where ' <i>caller</i> ' calls ' <i>callee</i> '.
	[Explanation]	The return types of the <i>caller</i> and <i>callee</i> were different when performing inline expansion.
E7207	[Message]	interrupt request ' <i>name</i> ' already specified
	[Explanation]	Interrupt request <i>name</i> has already been specified.
E7208	[Message]	inconsistent section for ' <i>symbol</i> '
	[Explanation]	The section for <i>symbol</i> is inconsistent.
E8102	[Message]	Directive syntax error
	[Explanation]	The directive syntax is incorrect.
E8107	[Message]	Name ' <i>name</i> ' in directive has already been defined
	[Explanation]	Trying to define a reserved word or a previously defined name as a directive memory area. This name (reserved word, memory space name, or memory area name) has already been registered.
E8108	[Message]	Overlapped memory areas "memory area 1" and "memory area 2"
	[Explanation]	The addresses of the memory areas in the memory directive overlap.
E8109	[Message]	Memory area "memory area" name too long (up to 256 characters)
	[Explanation]	he name specified for the memory area in the directive is too long. The name of the memory area in the directive must be no more than 256 characters.
E8110	[Message]	Memory area "memory area" already defined
	[Explanation]	The memory area specified in the memory directive has already been registered.
E8111	[Message]	Memory area "memory area" redefinition out of range
	[Explanation]	The range of the memory area specified by the memory directive is outside the redefinable range.
E8112	[Message]	Segment "segment name" wrong allocation type
	[Explanation]	The segment allocation type in the merge directive is incorrect.

E8114	[Message]	Illegal number
	[Explanation]	The directive contains an illegal number.
E8115	[Message]	Too large value(up to 1048575/0FFFFFFH)
	[Explanation]	The directive contains a number greater than 1048575(0FFFFFFH)
E8116	[Message]	Memory area "memory area" definition out of range
	[Explanation]	The sum of the start address and size of the memory area in the memory directive is greater than 1048575(0FFFFFFH).
E8117	[Message]	Too Many line number data (up to 65535/0FFFFFFH) in the same name segment 'segment'
	[Explanation]	The maximum number of line-number entries in a single section (65,535) has been exceeded.
E8201	[Message]	Multiple segment definition "segment name" in merge directive
	[Explanation]	The segment specified by the merge directive has already been registered (trying to allocate the same segment with multiple merge directives).
E8202	[Message]	Segment type mismatch "segment name 1" in file "segment name 2" -ignored
	[Explanation]	There is another segment with the same name having a different segment-type relocation attribute.
E8204	[Message]	Memory area/space "name" not defined
	[Explanation]	The memory area/memory space name specified by the merge directive is not defined.
E8205	[Message]	Name "name" in directive has bad attribute
	[Explanation]	There is an error in the directive's segment, memory area, or memory space name (e.g. a memory space name is specified where a memory area name should be specified).
E8206	[Message]	Segment "segment name" can't allocate to memory-ignored
	[Explanation]	The segment cannot be allocated to the memory area (there is not enough memory area to allocate the segment).
E8207	[Message]	Segment "segment name" has illegal segment type
	[Explanation]	This segment type is illegal.
E8208	[Message]	Segment "segment name" may not change attribute
	[Explanation]	Attempted to change the link type of a segment with the assembly relocation attribute set to "AT xxxxxH" or a segment created via an ORG pseudo instruction via the directive.
E8209	[Message]	Segment "segment name" may not change arrangement
	[Explanation]	Attempted to change the location address of a segment with the assembly relocation attribute set to "AT xxxxxH" or a segment created via an ORG pseudo instruction via the directive.
	[Action by User]	Do not specify the location address during assembly for a segment whose link type is specified during linking.
E8210	[Message]	Segment "segment name" does not exist-ignored
	[Explanation]	The segment specified by the directive does not exist.
E8211	[Message]	Bank type mismatch 'symbol name' in file 'file name' -ignored
	[Explanation]	The symbol bank number specification is inconsistent.
	[Action by User]	Make sure that the symbol bank numbers are correct.

E8212	[Message]	Default segment can't allocate to memory-ignored
	[Explanation]	Cannot allocate the default segment to a memory area.
	[Action by User]	Make sure that you can locate -gb, -gi, and -go data within the ROM range.
E8214	[Message]	Segment " <i>segment name</i> " allocated on SELFRAM
	[Explanation]	This segment is located on an area that overlaps BRAM and internal RAM. See the user's manual of the device for details.
	[Action by User]	Revise the allocation.
E8301	[Message]	Relocatable object code address out of range (file " <i>file name</i> ", segment " <i>segment name</i> ", address <i>xxxxxH</i> , type " <i>addressing type</i> ")
	[Explanation]	The revision information for the relocatable object code in the input object module file is being output to an address with no object code (the address of the relocation entry is outside the origin-data range). (Caution) Addresses expressed in the format " <i>address xxxxxH</i> " are absolute addresses following segment alignment.
	[Action by User]	Make sure that the symbol addressing is correct.
E8302	[Message]	Illegal symbol index in line number (file " <i>file name</i> ", segment " <i>segment name</i> ")
	[Explanation]	The symbol information is not referenced correctly due to an error in the debugging line-number information in the input object module file. The line number index does not match the symbol index.
E8303	[Message]	Can't find symbol index in relocatable object code (file " <i>file name</i> ", segment " <i>segment name</i> ", address <i>xxxxxH</i> , type " <i>addressing type</i> ")
	[Explanation]	The symbol information is not referenced correctly due to an error in the relocatable code revision information in the input object module file. The relocation entry does not match the symbol index. (Caution) Addresses expressed in the format " <i>address xxxxxH</i> " are absolute addresses following segment alignment.
	[Action by User]	Make sure that the addressing methods of the symbols, variables, and the like are correct.
E8304	[Message]	Operand out of range (file " <i>file name</i> ", segment " <i>segment name</i> ", symbol " <i>symbol name</i> ", address <i>xxxxxH</i> , type " <i>addressing type</i> ")
	[Explanation]	The operand value used to resolve the relocatable object code is outside the range of operand values corresponding to instructions. (Caution) Addresses expressed in the format " <i>address xxxxxH</i> " are absolute addresses following segment alignment.
	[Action by User]	Code the source so that the operand value falls within one of the operand ranges specified for each addressing type.
E8305	[Message]	Even value expected (file " <i>file name</i> ", segment " <i>segment name</i> ", symbol " <i>symbol name</i> ", address <i>xxxxxH</i> , type " <i>addressing type</i> ")
	[Explanation]	An odd operand value was used to resolve the relocatable object code for callt or sad-rp addressing (callt and saddrp addressing operands must be even). (Caution) Addresses expressed in the format " <i>address xxxxxH</i> " are absolute addresses following segment alignment.

E8306	[Message]	A multiple of 4 value expected (segment "segment name", address xxxxxH, type "addressing type")
	[Explanation]	The operand value used to resolve the relocatable object code for saddr addressing must be a multiple of 4. (Caution) Addresses expressed in the format "address xxxxxH" are absolute addresses following segment alignment.
E8403	[Message]	Symbol "symbol name" unmatched type in file "file name 1". First defined in file "file name2"
	[Explanation]	The type of an externally defined/referenced symbol with the same name is different in file 1 and file 2.
E8404	[Message]	Multiple symbol definition of "symbol name" in file "file name 1". First defined in file "file name 2"
	[Explanation]	PUBLIC symbol defined in object module file 1 has already been declared PUBLIC in object module file 2.
E8405	[Message]	Undefined symbol "symbol name" in file "file name"
	[Explanation]	A symbol declared as EXTRN in this file is declared as PUBLIC in another file.
E8410	[Message]	Multiple module name definition "module name" in file "file 1". First defined in file "file2"
	[Explanation]	The module name of object module file 1 is the same as the module name of object module file 2.
E8424	[Message]	-ZF REL and not -ZF REL are mixed in file "file name"
	[Explanation]	When linking the boot area ROM program load module of a product with onboard Flash memory with a Flash area program object module, the object module contains items where the -zf option was not specified at compile time.
E8425	[Message]	There are different function IDs in same name "function name" (file "file name")
	[Explanation]	Two functions with the same name declared as EXT_FUNC in the compiler have different IDs.
E8426	[Message]	Multiple input BOOT file "file name 1". First input file "file name 2"
	[Explanation]	When linking the boot area ROM program load module of a product with onboard Flash memory with a Flash area program object module, multiple boot area ROM program load modules were input.
	[Action by User]	Only one load module file can be specified for the boot area ROM program.
E8427	[Message]	BOOT REL and -ZF REL are mixed in file "file name"
	[Explanation]	When linking with the -zb option specified, an object module has been input that was compiled with the -zf option specified.
E8428	[Message]	FLASH start address larger than ROM max address
	[Explanation]	The start address of the Flash memory area is greater than the ROM end address of the target device.
E8429	[Message]	BOOT segment "segment name" are found in FLASH file "file name"
	[Explanation]	When linking the boot area ROM program load module of a product with onboard Flash memory with a Flash area ROM program object module, the object module contains a location address segment that is smaller than the start address of the Flash memory area.

E8431	[Message]	There are different function name in same ID (function name) (file "file name")
	[Explanation]	Multiple functions having the same ID are declared as EXT_FUNC in the compiler.
E8432	[Message]	Illegal allocate an EXT_FUNC function "function name" (file "file name")
	[Explanation]	When linking with the -zb option specified, there is a function body declared as EXT_FUNC in the compiler.
E8433	[Message]	Can't find FLASH start address in file "file name"
	[Explanation]	The Flash start address was not found.
	[Action by User]	Input an LMF file with -zb specified.
E9300	[Message]	Cannot find project file(<i>file name</i>).
	[Explanation]	There is no project file.
	[Action by User]	Make sure that the file exists.
E9301	[Message]	Project file read error(<i>file name</i>).
	[Explanation]	An error occurred while loading the project file. Reading the project file may be blocked.
E9302	[Message]	Illegal format in project file(<i>file name</i>).
	[Explanation]	The project file format is invalid.
	[Action by User]	This error occurs when invalid format is found in the project file. Either correct the error, or create the project again.
E9303	[Message]	Failed to invoke file(<i>file name</i>).
	[Explanation]	Failed to start sk78k0/k0r/850.
	[Action by User]	This error occurs when sk78k0.exe, sk78k0r.exe, or sk850.exe fails to start. Start the program in question again. If it fails to start again, then the program may not have been installed correctly; try installing again.
E9310	[Message]	Cannot create temporary file(<i>file name</i>).
	[Explanation]	Cannot create temporary file.
	[Action by User]	Make sure that the folder allows files to be created.
E0020001	[Message]	Cannot find product list file 'xxxx'.
E0020002	[Message]	Not Support this device 'xxxx'.
E0020003	[Message]	Cannot read file.
E0021001	[Message]	Cannot find product file 'xxxx'.
E0021002	[Message]	Not Support this device 'xxxx'.
E0021003	[Message]	Cannot read file.
E0021004	[Message]	Failed update of Device dependent information.
E0022001	[Message]	Not Support this device 'xxxx'.
E0022002	[Message]	Cannot find terminal information file 'xxxx'.
E0022003	[Message]	Cannot read file.
E0023001	[Message]	Not Support this device 'xxxx'.
E0023002	[Message]	Cannot find device file 'xxxx'.
E0023003	[Message]	Cannot find device extended information file 'xxxx'.
E0023004	[Message]	Cannot read file.

E0023005	[Message]	xxxx isn't a device file.
E0023006	[Message]	V850 microcontroller is not supported.
E0023007	[Message]	78K microcontroller is not supported.
E0023008	[Message]	78K0/78K0S and V850 microcontroller are not supported.
E0023009	[Message]	78K0R microcontroller is not supported.
E0023010	[Message]	78K0R and V850 microcontroller are not supported.
E0023015	[Message]	<p>Duplicate Device dependent information files exist. Please remove repeated file definitions.</p> <p>Either uninstall device dependent information file or delete from Device_custom folder. Device folder: <i>aaaa bbbb</i> (Please uninstall Device dependent information file of XXX/YYY.) Device_Custom folder: <i>cccc dddd</i> (Please delete both Device dependent information file and list file in the Device_Custom folder.)</p>
E0024001	[Message]	Not Support this device 'xxxx'.
E0024002	[Message]	Cannot find device extended file 'xxxx'.
E0024003	[Message]	Cannot read file.
E0025001	[Message]	Not Support this device 'xxxx'.
E0025002	[Message]	Cannot find device file 'xxxx'.
E0025003	[Message]	Cannot find terminal information file 'xxxx'.
E0025004	[Message]	Cannot find device extended file 'xxxx'.
E0025005	[Message]	Cannot read file.
E0100000	[Message]	<p>Failed to start the CubeSuite update manager.</p> <p>Please install CubeSuite again.</p>
E0100002	[Message]	The product license is required to check for updates. Please start the license manager and register licenses.
E0100003	[Message]	<p>Failed to start "xxx".</p> <p>Failed to read "yyy".</p>
	[Action by User]	<p>Reinstall CubeSuite.</p> <p>If this does not resolve the problem, reinstall after deleting all files in the folder containing file noted in the message.</p>
E0100004	[Message]	Failed to write "xxx".
	[Action by User]	<p>Reinstall CubeSuite.</p> <p>If this does not resolve the problem, reinstall after deleting all files in the folder containing file noted in the message.</p>
E0100005	[Message]	Failed to start "xxx".
	[Action by User]	<p>If it occurred in the installer, perform the update again.</p> <p>If it occurred in an installed tool, reinstall it.</p>
E0100006	[Message]	Failed to restart "xxx".
	[Action by User]	Start manually

E0100007	[Message]	The CubeSuite update manager is not installed.
	[Action by User]	Install CubeSuite update maneger.
E0100008	[Message]	Can not start this CubeSuite update manager because it is moved from its installed folder.
	[Action by User]	Start from the [Start] menu.
E0100009	[Message]	Failed to read "xxx"
	[Action by User]	Reinstall CubeSuite. If this does not resolve the problem, reinstall after deleting all files in the folder containing file noted in the message.
E0100010	[Message]	Failed to start "xxx". Failed to write "yyy".
	[Action by User]	Reinstall CubeSuite. If this does not resolve the problem, reinstall after deleting all files in the folder containing file noted in the message.
E0110000	[Message]	Failed to get update information. (Error code:xxx)
E0110001	[Message]	Failed to get update information. (Error code:xxx) The response from the server is not correct. Please check for updates after a while.
	[Action by User]	There may be a problem with the server. Wait a while and try again.
E0110002	[Message]	Failed to get update information. The connection timed out.
	[Action by User]	There may be a problem with your network settings (proxy/firewall). Make sure that you can view the site over the Internet via a browser.
E0110003	[Message]	Failed to get update information. Can not find the server.
	[Action by User]	There may be a problem with your network settings (DNS). Make sure that you can view the site over the Internet via a browser.
E0110004	[Message]	No updates available.
	[Explanation]	The software is already updated to the latest version, or attempted to retrieve something that is not supported (such as information dependent on an unsupported device).
E0120000	[Message]	Required files are not found. Please update to the latest version if you are running an older version.
E0120001	[Message]	Failed to download. xxx
E0120002	[Message]	Download was aborted.
E0120003	[Message]	Because downloading related updates are failed, installation was aborted.
E0120004	[Message]	Installation was aborted.
E0120005	[Message]	Install failure. (Error code:xxx)
E0120006	[Message]	Another program is running an update. Please run the update after the current update is completed.
E0120007	[Message]	Failed to acquire administrative privileges.
	[Action by User]	If you specified a user who is not an administrator, perform the action again.

E0120008	[Message]	Because installing related updates are failed, installation was aborted.
E0120009	[Message]	Can not find the installer.
	[Action by User]	Perform the update again.
E0120010	[Message]	Failed to start the installer to install necessary files.
	[Action by User]	Start Update Manager and perform the update.
E0120011	[Message]	Install is not completed.
	[Explanation]	Exited after the installer started Update Manager, but before installation was complete.
E0120012	[Message]	Required files are not found. The product license is required to check for updates. Please start the license manager and register licenses.
E0120013	[Message]	The update manager start-up is cancelled.
E0120014	[Message]	The installation is interrupted. It will be restarted next time you start the software.
	[Action by User]	If the tool is running, exit and start again.
E0120015	[Message]	It is necessary to restart your system to complete the installation.
	[Action by User]	Restart Windows.
E0120016	[Message]	Another program is installing required files. Please run after the current installation is completed.
E0130000	[Message]	Please select the object to copy.
E0130001	[Message]	Please select the object to delete.
E0130002	[Message]	Please select the object to restore.
E0130003	[Message]	Failed to delete "xxx".
E0140001	[Message]	This product is not guaranteed on the Windows xxx operating system. Cannot install this product. Canceling installation.
	[Explanation]	This appears when starting the integrated installer on a non-guaranteed version of Windows.
E0140002	[Message]	Cannot write installation information because user rights are not set to the appropriate level. Administrator rights are required to install this product. Canceling installation.
	[Explanation]	This appears when started by a user without administrator privileges.
E0140003	[Message]	.NET Framework 2.0 is not installed. .NET Framework 2.0 is required to install this product. Canceling installation.
	[Explanation]	This appears when the integrated installer is started on a host machine without the .NET Framework 2.0 installed.
E0140004	[Message]	Cannot detect operating system language. Canceling installation.
	[Explanation]	This appears when the Windows registry could not be read, and the language could not be identified.

E0140005	[Message]	Cannot access file (xxx). A file needed to install this product may be missing or damaged. Canceling installation.
	[Explanation]	This appears when there are missing components or the information file is corrupt.
E0140008	[Message]	A file necessary for installing this product was not able to be read and/or write. Canceling installation.
	[Explanation]	This appears when the information files used to update and obtain information about the software could not be copied to the host machine.
E0140009	[Message]	Cannot copy the file (xxx) required for installation of this product. A file with the same name already exists at the copy destination. Canceling installation.
	[Explanation]	This appears when the information files used to update and obtain information about the software could not be copied to the host machine.
E0140010	[Message]	Cannot obtain information required for installation. CubeSuiteInstall.ini : xxx
	[Explanation]	This appears when the information required for installation is not set. The file may be damaged.
E0140012	[Message]	Cannot access the license agreement file. A file needed to install this product may be missing or damaged. Canceling installation.
E0140013	[Message]	Cannot display the license agreement file. The file may be damaged. Canceling installation.
E0140014	[Message]	Cannot obtain information about the destination folder of the previous installation. Canceling installation.
	[Explanation]	This appears when there is a file with information about the installation folder from the last install, but the information could not be read.
E0140015	[Message]	The specified installation destination drive does not exist, or is on a network. Please specify a local disk drive.
	[Explanation]	This appears when the installation folder contains specifies a non-existent drive, or invalid characters or a drive that is not a local disc.
E0140016	[Message]	Invalid installation folder.
	[Explanation]	This appears when the character that cannot be used as a folder is specified for the folder at the installation destination.
E0140017	[Message]	Not enough free disk space. Please make enough free space on the installation destination.
	[Explanation]	This appears when there is not enough free disc space.
E0140019	[Message]	Installation failed. Please reboot your computer.
	[Explanation]	This appears when some tools failed to install, but the installation was successful, and the system must therefore be restarted.

E0140020	[Message]	Installation failed. The installation was aborted before finish. Please reboot your computer.
	[Explanation]	This appears when the installation was aborted, and some of the tools from the completed portion (before cancellation) failed to install, but the installation was successful, and the system must therefore be restarted.
E0140021	[Message]	Some installations have failed. The installations of the specified tools are not completed.
	[Explanation]	This appears when there has been a failed installation.
E0140023	[Message]	Installation failed. The installation was aborted before finish.
	[Explanation]	This appears when the installation was aborted, and the installation of the completed portion (before cancelling) failed.
E0140024	[Message]	Could not create a directory necessary for installing this product. Installation aborted.
	[Explanation]	This appears when the folder in which to allocate the linking information for other tools could not be created.
E0140026	[Message]	Could not start UpdateManager.
	[Explanation]	This appears when The "Launch Update Manager." check box in the Setup completion Window is checked, and Update Manager failed to start.
E0140027	[Message]	The system may not be properly configured for installation. Canceling installation.
	[Explanation]	This appears when the registry could not be referenced while checking for installed tools.
E0140028	[Message]	"CubeSuite Utilities" is already installed. Please remove "CubeSuite Utilities" from the Add/Remove Applications (Windows 2000), Add/Remove Programs (Windows XP), or Programs and Features (Windows Vista) dialog box. Canceling installation.
	[Explanation]	This appears when the integrated installer detects on startup that the only CubeSuite-related tools installed are the CubeSuite Utilities. If you wish to change the installation folder, you must first uninstall all CubeSuite tools. Delete "CubeSuite Utilities" before starting the installation.
	[Action by User]	Start the integrated installer after uninstalling "CubeSuite Utilities".
E0140030	[Message]	Cannot open the install information file (xxx). Canceling installation.
	[Explanation]	This error appears if the "preparing installation" window could not be displayed when running the self-extracting file for the free tools.
E0140037	[Message]	Could not start the USB driver installer for E1 emulator.
E0180000	[Message]	This license key is invalid.
E0180001	[Message]	"xxxxxx" This license key is already registered.

E0180002	[Message]	"xxxxxx" This license key need to be registered following license key. "yyyyyy"
E0182000	[Message]	Could not write the license information to "xxx".
E0190000	[Message]	Failed to start CubeSuite License Manager. Please reinstall the CubeSuite..
E0190001	[Message]	Can not find the folder to store the license information. Please install CubeSuite again.
E0200001	[Message]	A critical error occurred.
	[Explanation]	Appears when a fatal error has occurred.
	[Action by User]	Please update CubeSuite. Please contact your vendor or your Renesas Electronics overseas representative.
E0200002	[Message]	Launching program xxx failed.
	[Explanation]	This appears when the IDE fails to launch a Windows program.
	[Action by User]	Make sure that the debugging tool is connected.
E0200003	[Message]	Could not open a file with Explorer.
	[Explanation]	This error occurs when the open action fails for some reason.
	[Action by User]	Check the path to Explorer.
E0200004	[Message]	Could not open a file with the specified application.
	[Explanation]	This appears when an application file specified in the project tree could not be opened.
	[Action by User]	Make sure that an executable application was specified.
E0200005	[Message]	Clipboard setting failed.
	[Explanation]	This error occurs when data could not be set in the clipboard.
	[Action by User]	There may not be enough memory.
E0200006	[Message]	Can not open the help.
	[Explanation]	When help is not opened, it is displayed.
	[Action by User]	Update CubeSuite. Please contact your vendor or your Renesas Electronics overseas representative.
E0200007	[Message]	The target item cannot be moved because it is not on the same row as the destination item.
	[Explanation]	This message appears when a sub-item fails to be moved within the same hierarchy level of the tree.
E0201001	[Message]	Renaming failed.
	[Explanation]	This error occurs when a rename fails.
	[Action by User]	Make sure you have access privileges to the file before renaming it.
E0201002	[Message]	Check whether the file or folder has been set to read-only.
	[Explanation]	This error occurs when the program fails to save project information.
	[Action by User]	Make sure that the folder or file is not read-only.
E0201003	[Message]	Could not find the file.
	[Explanation]	A file (e.g. source file) required for the build was not found.

E0201004	[Message]	Could not find the folder.
	[Explanation]	This indicates that the copy destination folder was not found when packing.
	[Action by User]	Make sure that the pack-destination folder is not read-only.
E0201005	[Message]	Folder creation failed.
E0201006	[Message]	Reading xxx failed.
	[Explanation]	This error occurs when the program fails to load a file.
	[Action by User]	Check the access privileges to the file.
E0201007	[Message]	Writing xxx failed.
	[Explanation]	This error occurs when the program fails to write a file
	[Action by User]	Check the access privileges to the file.
E0201008	[Message]	Moving the file xxx to yyy failed.
	[Explanation]	This error occurs when the program fails to move a file.
	[Action by User]	Check the access privileges to the file.
E0201009	[Message]	Temporary file creation failed.
	[Explanation]	This message appears when a temporary file could not be created.
	[Action by User]	Check the access privileges to the file.
E0201010	[Message]	Temporary file deletion failed.
	[Explanation]	This message appears when a temporary file could not be removed.
	[Action by User]	Check the access privileges to the file.
E0201011	[Message]	Saving xxx failed.
	[Explanation]	Failed to save file.
	[Action by User]	Follow the instructions in the message to remedy the problem.
E0201012	[Message]	Copy failed.
E0201013	[Message]	Creating the file xxx failed.
	[Explanation]	This message appears when a file could not be created.
	[Action by User]	Check the access privileges to the file.
E0201015	[Message]	Failed to apply save settings for the file xxx.
	[Explanation]	Failed to save file settings.
	[Action by User]	There could be a problem with the file contents.
E0202001	[Message]	New project creation failed.
	[Explanation]	This message appears when the program fails to create a project.
	[Action by User]	Follow the instructions in the message to remedy the problem.
E0202002	[Message]	Opening a project failed.
	[Explanation]	This message appears when the program fails to load a project.
	[Action by User]	Follow the instructions in the message to remedy the problem.
E0202003	[Message]	Saving a project failed.
	[Explanation]	This message appears when the program fails to save a project.
	[Action by User]	Follow the instructions in the message to remedy the problem.

E0202004	[Message]	Packing a project failed.
	[Explanation]	This message appears when the program fails to pack a project.
	[Action by User]	Make sure that an invalid path is not specified as the pack-destination folder. Make sure that the pack-destination folder is not read-only.
E0202005	[Message]	The project file is broken.
	[Explanation]	This error occurs when the program fails to parse a file.
	[Action by User]	Specify a CubeSuite project file to open.
E0202006	[Message]	This is not a convertible project file.
	[Explanation]	This error occurs when attempting to open a file other than a project file that CubeSuite can handle.
	[Action by User]	Specify a project file to open that CubeSuite can handle.
E0202007	[Message]	The project information cannot be restored.
	[Explanation]	This error occurs when the program fails to restore or convert project information. It will also occur if the program fails to extract the structure of a project to copy.
	[Action by User]	Specify a project file to open that CubeSuite can handle.
E0202008	[Message]	This is not a valid project file.
	[Explanation]	This error occurs when the program fails to restore project information.
	[Action by User]	Specify a project file to open that CubeSuite can handle.
E0202009	[Message]	The specified item could not be removed from the project.
	[Explanation]	This error occurs when a deletion operation fails.
	[Action by User]	This item cannot be removed.
E0202010	[Message]	Subproject addition failed.
	[Explanation]	This error occurs when an add operation fails.
	[Action by User]	Make sure that the file exists and is not corrupt.
E0202011	[Message]	The project information is invalid.
	[Explanation]	This error occurs when the program fails to parse a file.
	[Action by User]	Specify a project file to open that CubeSuite can handle.
E0202012	[Message]	Valid project information cannot be found.
	[Explanation]	This error occurs when the program fails to restore or convert project information. It will also occur if the program fails to extract the structure of a project to copy.
	[Action by User]	Specify a project file to open that CubeSuite can handle.
E0202013	[Message]	The item information cannot be restored.
	[Explanation]	This error occurs when the program fails to restore or convert project information. It will also occur if the program fails to extract the structure of a project to copy.
	[Action by User]	Specify a project file to open that CubeSuite can handle.
E0202014	[Message]	The file information cannot be restored.
	[Explanation]	This error occurs when the program fails to restore or convert project information. It will also occur if the program fails to extract the structure of a project to copy.
	[Action by User]	Specify a project file to open that CubeSuite can handle.

E0202015	[Message]	The category information cannot be restored.
	[Explanation]	This error occurs when the program fails to restore or convert project information. It will also occur if the program fails to extract the structure of a project to copy.
	[Action by User]	Specify a project file to open that CubeSuite can handle.
E0202016	[Message]	A subproject with the same ID has already been registered.
	[Explanation]	This error occurs when attempting to add a sub-project with the same ID.
	[Action by User]	It is not possible to add sub-projects with the same ID. Create a new sub-project, copying from the sub-project file you wish to add.
E0202017	[Message]	Saving build options failed.
	[Explanation]	Failed to save build options to the project file.
	[Action by User]	Check the version of the project file.
E0202018	[Message]	Restoring build options failed.
	[Explanation]	Failed to restore build options from the project file.
	[Action by User]	Check the version of the project file.
E0202019	[Message]	Saving general options failed.
	[Explanation]	Failed to save common options to the project file.
	[Action by User]	Check the version of the project file.
E0202020	[Message]	Restoring general options failed.
	[Explanation]	Failed to restore common options from the project file.
	[Action by User]	Check the version of the project file.
E0202021	[Message]	Saving compile options failed.
	[Explanation]	Failed to save compile options to the project file.
	[Action by User]	Check the version of the project file.
E0202022	[Message]	Restoring compile options failed.
	[Explanation]	Failed to restore compile options from the project file.
	[Action by User]	Check the version of the project file.
E0202023	[Message]	Saving assemble options failed.
	[Explanation]	Failed to save assembly options to the project file.
	[Action by User]	Check the version of the project file.
E0202024	[Message]	Restoring assemble options failed.
	[Explanation]	Failed to restore assembly options from the project file.
	[Action by User]	Check the version of the project file.
E0202025	[Message]	Saving link options failed.
	[Explanation]	Failed to save link options to the project file.
	[Action by User]	Check the version of the project file.
E0202026	[Message]	Restoring link options failed.
	[Explanation]	Failed to restore link options from the project file.
	[Action by User]	Check the version of the project file.

E0202027	[Message]	Saving library options failed.
	[Explanation]	Failed to save library options to the project file.
	[Action by User]	Check the version of the project file.
E0202028	[Message]	Restoring library options failed.
	[Explanation]	Failed to restore library options from the project file.
	[Action by User]	Check the version of the project file.
E0202029	[Message]	Saving object convert options failed.
	[Explanation]	Failed to save object conversion options to the project file.
	[Action by User]	Check the version of the project file.
E0202030	[Message]	Restoring object convert options failed.
	[Explanation]	Failed to restore object conversion options from the project file.
	[Action by User]	Check the version of the project file.
E0202031	[Message]	Saving compile build setting options failed.
	[Explanation]	Failed to save compile build preference options to the project file.
	[Action by User]	Check the version of the project file.
E0202032	[Message]	Restoring compile build setting options failed.
	[Explanation]	Failed to restore compile build preference options from the project file.
	[Action by User]	Check the version of the project file.
E0202033	[Message]	Setting assemble build setting options failed.
	[Explanation]	Failed to restore assembly build preference options from the project file.
	[Action by User]	Check the version of the project file.
E0202034	[Message]	Restoring assemble build setting options failed.
	[Explanation]	Failed to restore assembly build preference options from the project file.
	[Action by User]	Check the version of the project file.
E0202035	[Message]	Saving individual compile options failed.
	[Explanation]	Failed to save individual compile options to the project file.
	[Action by User]	Check the version of the project file.
E0202036	[Message]	Restoring individual compile options failed.
	[Explanation]	Failed to restore individual compile options from the project file.
	[Action by User]	Check the version of the project file.
E0202037	[Message]	Saving individual assemble options failed.
	[Explanation]	Failed to save individual assembly options to the project file.
	[Action by User]	Check the version of the project file.
E0202038	[Message]	Restoring individual assemble options failed.
	[Explanation]	Failed to restore individual assembly options from the project file.
	[Action by User]	Check the version of the project file.

E0202039	[Message]	Project manipulation is prohibited.
	[Explanation]	This error occurs when trying to change the construction of the project when project actions are prohibited (in build).
	[Action by User]	Wait until the current process completes.
E0202040	[Message]	Project manipulation could not be enabled.
	[Explanation]	This error occurs when the program fails to remove a prohibition on project actions.
	[Action by User]	Wait until the current process completes.
E0202041	[Message]	Projects and windows cannot be closed during build.
	[Explanation]	This error occurs when failing to close a project.
	[Action by User]	Projects cannot be closed during a build.
E0202042	[Message]	Projects and windows cannot be closed during search.
	[Explanation]	This error occurs when failing to close a project.
	[Action by User]	Projects cannot be closed during a search.
E0202044	[Message]	Restoring object options failed.
	[Explanation]	Failed to restore object options from the project file.
	[Action by User]	Check the version of the project file.
E0202045	[Message]	Saving ROMize options failed.
	[Explanation]	Failed to save ROM-creation process options to the project file.
	[Action by User]	Check the version of the project file.
E0202046	[Message]	Restoring ROMize options failed.
	[Explanation]	Failed to restore ROM-creation process options from the project file.
	[Action by User]	Check the version of the project file.
E0202047	[Message]	Saving archive options failed.
	[Explanation]	Failed to save archive options to the project file.
	[Action by User]	Check the version of the project file.
E0202048	[Message]	Restoring archive options failed.
	[Explanation]	Failed to restore archive options from the project file.
	[Action by User]	Check the version of the project file.
E0202049	[Message]	This is not a convertible PM+ project file.
	[Explanation]	This error occurs when attempting to open a PM+ project (*.prj) older than version 6.00.
	[Action by User]	V1 can only handle PM+ project format version 6.00 and above. Specify a project file to open that CubeSuite can handle.
E0202050	[Message]	The location specified as save destination is invalid. Specify a folder other than the project folder.
	[Explanation]	The path specified as the creation location is illegal.
	[Action by User]	Specify a different creation location.

E0202051	[Message]	Saving section file generate options failed.
	[Explanation]	Failed to save section file generation options to the project file.
	[Action by User]	Check the version of the project file.
E0202052	[Message]	Restoring section file generate options failed.
	[Explanation]	Failed to restore section file generation options form the project file
	[Action by User]	Check the version of the project file.
E0202053	[Message]	Saving cross reference options failed.
	[Explanation]	Failed to save cross-reference options to the project file.
	[Action by User]	Check the version of the project file.
E0202054	[Message]	Restoring cross reference options failed.
	[Explanation]	Failed to restore cross-reference options from the project file.
	[Action by User]	Check the version of the project file.
E0202055	[Message]	Saving memory layout visualization options failed.
	[Explanation]	Failed to save memory layout visualization options to the project file.
	[Action by User]	Check the version of the project file.
E0202056	[Message]	Restoring memory layout visualization options failed.
	[Explanation]	Failed to restore memory layout visualization options from the project file.
	[Action by User]	Check the version of the project file.
E0202057	[Message]	Saving dump options failed.
	[Explanation]	Failed to save dump options to the project file.
	[Action by User]	Check the version of the project file.
E0202058	[Message]	Restoring dump options failed.
	[Explanation]	Failed to restore dump options from the project file.
	[Action by User]	Check the version of the project file.
E0202059	[Message]	Saving memory bank relocation options failed.
	[Explanation]	Failed to save memory bank allocation options to the project file.
	[Action by User]	Check the version of the project file.
E0202060	[Message]	Restoring memory bank relocation options failed.
	[Explanation]	Failed to restore memory bank allocation options from the project file.
	[Action by User]	Check the version of the project file.
E0202061	[Message]	Saving variables/functions information options failed.
	[Explanation]	Failed to save variable/function information options to the project file.
	[Action by User]	Check the version of the project file.
E0202062	[Message]	Restoring variables/functions information options failed.
	[Explanation]	Failed to restore variable/function information options from the project file.
	[Action by User]	Check the version of the project file.

E0202063	[Message]	Saving link-directive setting information failed.
	[Explanation]	Failed to save link directive configuration data to the project file.
	[Action by User]	Check the version of the project file.
E0202064	[Message]	Restoring link-directive setting information failed.
	[Explanation]	Failed to restore link directive configuration data from the project file.
	[Action by User]	Check the version of the project file.
E0202065	[Message]	Upper bounds of the number of files (xxx) that is able to be registered in the project were exceeded.
	[Explanation]	The maximum number of files that can be registered was exceeded while adding files to the project.
	[Action by User]	Reduce the number of registered files by removing unneeded files from the project.
E0202066	[Message]	Because the format version is different, CubeSuite cannot read this project file.
	[Explanation]	Tried to read the project file to which it isn't compatible.
	[Action by User]	Confirm whether it's identical with tool version made created project file. When it's necessary, update integrated development environment framework and a plug-in.
E0202067	[Message]	Saving hex output options failed.
	[Explanation]	Failed to save hex output options to the project file.
	[Action by User]	Check the version of the project file.
E0202068	[Message]	Restoring hex output options failed.
	[Explanation]	Failed to restore hex output options from the project file.
	[Action by User]	Check the version of the project file.
E0203001	[Message]	An error occurred during build.
	[Explanation]	This appears when an error occurred during the build.
	[Action by User]	Follow the instructions in the message to remedy the problem.
E0203002	[Message]	An error occurred during rebuild.
	[Explanation]	This appears when an error occurred during the rebuild.
	[Action by User]	Follow the instructions in the message to remedy the problem.
E0203003	[Message]	An error occurred during clean.
	[Explanation]	This appears when an error occurred during a clean operation.
	[Action by User]	Follow the instructions in the message to remedy the problem.
E0203004	[Message]	An error occurred while build was stopped.
	[Explanation]	This appears when an error occurred stopping the build.
	[Action by User]	Follow the instructions in the message to remedy the problem.
E0203005	[Message]	Batch build failed.
	[Explanation]	This message appears when an exception (not a build error) is thrown when executing a batch build from the Batch Build dialog box.
	[Action by User]	Make sure that the build tool exists.

E0203006	[Message]	Batch rebuild failed.
	[Explanation]	This message appears when an exception (not a build error) is thrown when executing a batch rebuild from the Batch Build dialog box.
	[Action by User]	Make sure that the build tool exists.
E0203007	[Message]	Batch clean failed.
	[Explanation]	This message appears when an exception (not a build error) is thrown when executing a batch clean from the Batch Build dialog box.
	[Action by User]	Make sure that the build tool exists.
E0203008	[Message]	Setting build mode failed.
	[Explanation]	This message appears when an error occurs in the Build Mode Settings dialog box.
	[Action by User]	Make sure the input value is correct.
E0203009	[Message]	Displaying build options list failed.
	[Explanation]	This message appears when the program fails to show the build options list.
	[Action by User]	Make sure that the build tool is installed.
E0203010	[Message]	Updating dependency failed.
	[Explanation]	This message appears when the program fails to update the file dependencies.
	[Action by User]	Check the access privileges to the file. Make sure that there are no invalid paths in the C source.
E0203011	[Message]	Setting link order failed.
	[Explanation]	This message appears when the program fails to set the link order.
	[Action by User]	Make sure that there are no errors in the link-order specification.
E0203012	[Message]	Assembling failed.
	[Explanation]	This error occurs when a command could not be executed.
	[Action by User]	Follow the instructions in the message to remedy the problem.
E0203013	[Message]	Compiling failed.
	[Explanation]	This error occurs when a command could not be executed.
	[Action by User]	Follow the instructions in the message to remedy the problem.
E0203014	[Message]	No builder has been set to the project.
	[Action by User]	Make sure that the build tool is correctly installed.
E0203015	[Message]	Adding build mode failed.
	[Explanation]	This message appears when an add operation fails in the Build Mode Settings dialog box.
	[Action by User]	Make sure the input value is correct.
E0203016	[Message]	Changing build mode name failed.
	[Explanation]	This message appears when an invalid build-mode name is entered.
	[Action by User]	Make sure the input value is correct.
E0203017	[Message]	Changing current build mode failed.
	[Explanation]	The specified build mode does not exist.
	[Action by User]	Make sure the input value is correct.

E0203018	[Message]	Duplicating build mode failed.
	[Explanation]	The specified build mode does not exist.
	[Action by User]	Make sure the input value is correct.
E0203019	[Message]	Removing build mode failed.
	[Explanation]	The specified build mode does not exist.
	[Action by User]	Make sure the input value is correct.
E0203021	[Message]	A build mode with the same name already exists.
	[Explanation]	This message appears when a build mode with the same name already exists.
	[Action by User]	Make sure the input value is correct.
E0203023	[Message]	Build in progress.
	[Explanation]	This error occurs when attempting to perform a build when a build is in progress.
	[Action by User]	Wait until the build completes.
E0203025	[Message]	Number of include paths exceeded the maximum limit(xxx).
	[Explanation]	This message appears when the number of include path settings exceeds the maximum when the build starts.
	[Action by User]	Reduce the number of include paths you have added.
E0203026	[Message]	Number of library paths exceeded the maximum limit(xxx).
	[Explanation]	This message appears when the number of library path settings exceeds the maximum when the build starts.
	[Action by User]	Reduce the number of include paths you have added.
E0203027	[Message]	Number of library files exceeded the maximum limit(xxx).
	[Explanation]	This message appears when the number of library settings exceeds the maximum when the build starts.
	[Action by User]	Reduce the number of library files used.
E0203028	[Message]	Any Compiler package(xxx) using the project is not installed.
	[Explanation]	This appears when there are no compiler packages installed.
	[Action by User]	Make sure that the build tool is correctly installed.
E0204001	[Message]	Download failed.
	[Explanation]	This error appears when an error has occurred while performing a download.
	[Action by User]	Make sure that the debugging tool is connected. Check the memory mapping.
E0205002	[Message]	Editing could not be done.
	[Explanation]	This error occurs when the edit action fails for some reason.
E0205003	[Message]	Searching or replacing failed.
	[Explanation]	This error occurs when the search or replace action fails for some reason.
	[Action by User]	There may not be enough memory.
E0205004	[Message]	Searching or replacing xxx failed.
	[Explanation]	This error occurs when the search or replace action fails for some reason.
	[Action by User]	There may not be enough memory.

E0206001	[Message]	Search in progress. The next search cannot be done until the current search finishes.
	[Explanation]	This message appears when attempting to perform a search while one is in progress.
	[Action by User]	Cancel the search or wait until it completes.
E0207001	[Message]	Writing to memory failed.
	[Explanation]	A debugger error occurred when writing by pressing the Enter key from the Memory panel.
	[Action by User]	Make sure that the debugging tool is connected.
E0207002	[Message]	The specified range includes the memory area that cannot be written.
	[Explanation]	This message appears when the [OK] button is clicked in the Memory Initialize dialog box.
	[Action by User]	Check whether to contain the memory area that cannot be written within the specified area.
E0207003	[Message]	Writing to the Flash Options failed.
	[Explanation]	This error occurs when the [Write] button is clicked in the [Flash Options Setting] dialog box.
	[Action by User]	Make sure that there are no problems with the debug tool connection or settings.
E0208001	[Message]	Could not remove break event.
	[Explanation]	This error occurs when a breakpoint could not be removed from the Editor or Disassemble panel.
	[Action by User]	Make sure that the debugging tool is connected.
E0208002	[Message]	Could not set break event.
	[Explanation]	This error occurs when a breakpoint could not be set on the Editor or Disassemble panel.
	[Action by User]	The setting may be invalid. Make sure that the debugging tool is connected.
E0208003	[Message]	The file xxx was modified after it was downloaded. The settings which depends on line number, such as the event setting and PC position changes, cannot be done from this panel.
	[Explanation]	This error occurs when a file was modified after downloading.
	[Action by User]	Download a new built module.
E0208004	[Message]	Setting action event failed.
E0208005	[Message]	Trace event could not be set.
	[Explanation]	This error occurs when a trace event could not be set on the Editor or Disassemble panel.
	[Action by User]	The setting may be invalid. Make sure that the debugging tool is connected.
E0208006	[Message]	Timer event could not be set.
	[Explanation]	This error occurs when a timer event could not be set on the Editor or Disassemble panel.
	[Action by User]	The setting may be invalid. Make sure that the debugging tool is connected.

E0208009	[Message]	An event could not be set to the specified location.
	[Explanation]	This error occurs from the [Event Setup] menu.
	[Action by User]	This error occurs when there is no symbol information.
E0208010	[Message]	Event could not be disabled.
	[Explanation]	This error occurs from the [Event Setup] menu.
	[Action by User]	This error occurs when there is no symbol information.
E0208011	[Message]	Event could not be removed.
	[Explanation]	This error occurs from the [Event Setup] menu.
	[Action by User]	This error occurs when there is no symbol information.
E0208012	[Message]	Event could not be enabled.
	[Explanation]	This error occurs from the [Event Setup] menu.
	[Action by User]	This error occurs when there is no symbol information.
E0208013	[Message]	Up to xxx action events can be set.
	[Explanation]	You can register up to the number of action events shown.
	[Action by User]	Delete unneeded action events.
E0209001	[Message]	Resetting program failed.
	[Explanation]	This message appears when an exception is thrown while executing the [Reset] menu command.
	[Action by User]	Make sure that the debugging tool is connected.
E0209002	[Message]	Executing program failed.
	[Explanation]	This message appears when an exception is thrown while executing the [Run] menu command.
	[Action by User]	Make sure that the debugging tool is connected.
E0209003	[Message]	Stopping program failed.
	[Explanation]	This message appears when an exception is thrown while executing the [Stop] menu command.
	[Action by User]	Make sure that the debugging tool is connected.
E0209004	[Message]	Executing step-in failed.
	[Explanation]	This message appears when an exception is thrown while executing the step in menu command.
	[Action by User]	Make sure that the debugging tool is connected.
E0209005	[Message]	Executing step-over failed.
	[Explanation]	This message appears when an exception is thrown while executing the [Step Over] menu command.
	[Action by User]	Make sure that the debugging tool is connected.
E0209006	[Message]	Return out failed.
	[Explanation]	This message appears when an exception is thrown while executing the [Return Out] menu command.
	[Action by User]	Make sure that the debugging tool is connected.

E0209007	[Message]	Setting PC value failed.
	[Explanation]	This message appears when an exception is thrown while executing the [Set PC Value] menu command.
	[Action by User]	Make sure that the debugging tool is connected.
E0209008	[Message]	Go-to-here failed.
	[Explanation]	This message appears when an exception is thrown while executing the [Run to Here] menu command.
	[Action by User]	Make sure that the debugging tool is connected.
E0209009	[Message]	Restart failed.
	[Explanation]	This message appears when an exception is thrown while executing the [Restart] menu command.
	[Action by User]	Make sure that the debugging tool is connected.
E0209010	[Message]	Return-to-here failed.
	[Action by User]	Make sure that the debugging tool is connected.
E0209011	[Message]	Executing a hook process failed(xxx:yyy).
	[Explanation]	This message appears when a hook process executing failed.
	[Action by User]	Check whether it's without errors in description of hook processing.
E0210001	[Message]	Quitting debugger failed.
	[Explanation]	This message appears when an exception is thrown while executing the [Disconnect Debugger] menu command.
	[Action by User]	Follow the instructions in the message to remedy the problem.
E0210002	[Message]	Launching debugger failed.
	[Explanation]	This message appears when an exception is thrown while executing the [Connect to Debugger] menu command.
	[Action by User]	Make sure that the debugging tool is connected.
E0210003	[Message]	Connection with a debug tool lost. Abort debugging.
	[Explanation]	This error appears when the USB connection or emulator power turned off.
	[Action by User]	Check the emulator power. Check whether the USB cable isn't cut.
E0210004	[Message]	Failed to save the result of coverage for reusing. Retry : Retry saving. Cancel : Keep disconnection processing.
	[Explanation]	This appears upon failure to save the coverage results.
	[Action by User]	Check the access privileges to the file.
E0210005	[Message]	Failed to reuse the last result of coverage. Retry : Retry reusing. Cancel : Keep connection processing.
	[Explanation]	This appears upon failure to load the coverage results.
	[Action by User]	Check the access privileges to the file.

E0210006	[Message]	Disconnecting from a debug tool because the connection has timed out.
	[Explanation]	This message appears when communication with the debugging tool times out.
	[Action by User]	Check the emulator power. Check whether the USB cable isn't cut.
E0210007	[Message]	Failed to set data to a debug tool.
	[Explanation]	This appears upon failure to set of data to a debug tool,
	[Action by User]	Follow the instructions in the message to remedy the problem. Check the emulator power. Check whether the USB cable isn't cut.
E0213001	[Message]	Initializing microcontroller information failed.
	[Explanation]	This error occurs when attempting to load or convert a project that uses information for a device that is not installed. The device-information file is corrupt.
E0213002	[Message]	The specified microcontroller is unsupported.
	[Explanation]	This error occurs when attempting to load or convert a project that uses information for a device that is not installed. The device-information file is corrupt.
E0213003	[Message]	Getting microcontroller information failed.
	[Explanation]	This error occurs when getting target information failed when using microcontroller information.
	[Action by User]	Make sure that correct microcontroller information file is installed.
E0218003	[Message]	Unknown command-line options xxx were specified.
	[Explanation]	This appears when an option was specified that was not processed by the IDE or a plugin.
	[Action by User]	Specify the options correctly.
E0218004	[Message]	Command-line options, /bb, /bc, /bcb, and /br, are mutually exclusive.
	[Explanation]	This appears when the /bb, /bc, /bcb, or /br options were specified at the same time.
	[Action by User]	Do not specify the /bb, /bc, /bcb, or /br options at the same time.
E0218005	[Message]	Command-line option xxx was able to specify yyy parameters.
	[Explanation]	This appears when more than the maximum number of parameters has been specified for an option.
	[Action by User]	Specify an allowable number of parameters.
E0218006	[Message]	Specify valid project file.
	[Explanation]	This appears when no project file was specified when launched from the command line.
	[Action by User]	Specify a valid project file.
E0218007	[Message]	Command-line option xxx was not able to specify in yyy.
	[Explanation]	This appears when an option that cannot be used in GUI mode was specified when starting GUI mode from the command line.
	[Action by User]	Do not specify invalid options when starting GUI mode from the command line.

E0218001	[Message]	A non-existing build mode was specified.
	[Explanation]	This error appears when the IDE is launched via a command.
	[Action by User]	Specify a build mode defined by the project.
E0218002	[Message]	Illegal command-line options were specified.
	[Explanation]	This appears when an undefined combination of options is specified.
	[Action by User]	Specify the options correctly.
E0219001	[Message]	Executing external tool failed.
	[Explanation]	This message appears when an external tool could not be executed (e.g. the file was not found) from the [Tool] or [Tool name] menu.
	[Action by User]	Make sure that the path of the specified command is correct.
E0220001	[Message]	Jump-to-source failed.
	[Explanation]	This message appears when an exception is thrown when executing the [Jump to Source] menu command.
	[Action by User]	There may be no source information at the specified location. In this case, it is not possible to jump from here. Check whether the target source file exists. Make sure that the debugging tool is connected.
E0220002	[Message]	Jump-to-disassemble failed.
	[Explanation]	This message appears when an exception is thrown when executing the [Jump to Disassembly] menu command.
	[Action by User]	The program may have failed to obtain the jump destination address from the specified location. In this case, it is not possible to jump from here. Make sure that the debugging tool is connected.
E0220003	[Message]	Jump-to-memory failed.
	[Explanation]	This message appears when an exception is thrown when executing the [Jump to Memory] menu command.
	[Action by User]	The program may have failed to obtain the jump destination address from the specified location. In this case, it is not possible to jump from here. Make sure that the debugging tool is connected.
E0220004	[Message]	Displaying the local variable at this time failed.
	[Explanation]	This message appears when an error occurs executing the [Show Current Local Variables] menu command.
	[Action by User]	Make sure that the debugging tool is connected.
E0220005	[Message]	Could not move.
	[Explanation]	This error occurs when the move command fails from the Disassembly panel.
	[Action by User]	This error occurs when the program fails to resolve the move destination address.
E0220006	[Message]	Deletion failed.
	[Explanation]	This error occurs when a deletion operation fails.
	[Action by User]	Make sure you have access privileges to the file before deleting it.
E0220007	[Message]	Clearance failed.
	[Explanation]	This error occurs when a clear operation fails.
	[Action by User]	Follow the instructions in the message to remedy the problem.

E0220008	[Message]	Executing xxx failed.
	[Explanation]	This error occurs when an execution operation fails.
	[Action by User]	Follow the instructions in the message to remedy the problem.
E0222001	[Message]	The location where project is to be created does not exist.
	[Explanation]	This indicates that the specified folder was not found in the project creation location.
	[Action by User]	Specify the existing folder.
E0222002	[Message]	The project name is invalid. Enter characters that can be used as a file name.
	[Explanation]	This appears when the character that cannot be used as a file name is specified for the project name.
	[Action by User]	Specify a different project name.
E0222003	[Message]	The location for project creation is invalid. Enter characters that can be used as a path name.
	[Explanation]	The path specified as the creation location is illegal.
	[Action by User]	Specify a different creation location.
E0222005	[Message]	Creating project folder xxx failed.
	[Explanation]	Failed to create the specified folder.
	[Action by User]	Follow the instructions in the message to remedy the problem.
E0222006	[Message]	The divert project does not exist.
	[Explanation]	The specified project is not found.
	[Action by User]	Specify a different project.
E0222007	[Message]	The divert project name is invalid. Enter characters that can be used as a file name.
	[Explanation]	The project name for specified project is invalid.
	[Action by User]	Specify a different project.
E0222009	[Message]	The project which is being used can't be diverted.
	[Explanation]	The specified project is already open.
	[Action by User]	Specify a different project.
E0222010	[Message]	The specified file is invalid. Enter a divert project file.
	[Explanation]	The specified file is invalid.
	[Action by User]	Specify a different project.
E0222011	[Message]	The file name including the path is too long. Make it within xxx characters.
	[Explanation]	The path specified by the project name and location is too long.
	[Action by User]	Specify a different project name or location.
E0222012	[Message]	The subproject name is invalid. A subproject with the same name cannot be made in the location where the main project exists.
	[Explanation]	There is already a main project with the same name (excluding extension) in the specified location.
	[Action by User]	Specify a different project name or location.
E0222013	[Message]	Any microcontroller type can be created doesn't exist. Check the installation.
	[Explanation]	Microcontroller not found.
	[Action by User]	Make sure that CubeSuite is correctly installed.

E0223001	[Message]	The specified file could not be opened.
	[Explanation]	This error occurs when the Project Tree panel fails to open the file.
	[Action by User]	Make sure that the file exists and is not corrupt. Check the access privileges to the file.
E0223002	[Message]	Deleting xxx failed.
	[Explanation]	This message appears when the program fails to delete a file or other object.
	[Action by User]	Make sure you have access privileges to the file before deleting it.
E0223003	[Message]	The specified file xxx could not be opened.
	[Explanation]	This error occurs when the Editor panel fails to open the file.
	[Action by User]	Make sure that the file exists and is not corrupt. Check the access privileges to the file. Make sure that the file format is supported.
E0223004	[Message]	Detecting character code failed.
	[Explanation]	This error occurs when the Editor panel fails to detect the file's character encoding.
	[Action by User]	Make sure that the file is not corrupt. Make sure that the file format is supported.
E0223005	[Message]	No additional characters can be entered.
	[Explanation]	This error occurs when the Editor panel fails to detect the file's character encoding.
	[Action by User]	The maximum text length has been exceeded.
E0223006	[Message]	Upper bounds of the number of nests of categorie (xxx) that were able to be registered in the project tree were exceeded.
	[Explanation]	The maximum allowable level of category nesting was exceeded while adding a category to the project tree.
	[Action by User]	Add the category to the project so that the maximum nesting level is not exceeded.
E0233001	[Message]	No additional new panel could be opened.
	[Explanation]	This error occurs when a new Editor panel cannot be opened.
	[Action by User]	A maximum of 100 Editor panels can be opened at once. Close unneeded panels before opening new ones.
E0233002	[Message]	Binary files are not supported.
	[Explanation]	Appears when trying to load a binary file in the editor.
	[Action by User]	Open a text file.
E0233003	[Message]	The specified file could not be displayed.
	[Explanation]	No application is assigned to the file's extension in the OS. This message appears when the maximum number of editors is open. This message appears when an external editor cannot be opened.
	[Action by User]	Check the access privileges to the file. Reduce the number of open editors.

E0233004	[Message]	The maximum number of editor panels exceeded. Please close some editor panels to keep working.
	[Explanation]	Up to 100 Editor panels can be opened at one time while CubeSuite is running. If a memory acquisition fails before the 100th panel is reached, it is also treated as if the limit has been exceeded, and this message appears.
	[Action by User]	Close a few Editor panels.
E0255001	[Message]	Could not select the specified font.
	[Explanation]	This appears when an exception is thrown from the Font dialog box.
	[Action by User]	Select an available font.
E0261001	[Message]	Generating link-directive-file failed.
	[Explanation]	This appears when the application fails to generate a link directive file.
	[Action by User]	Enter correct settings. Make sure that the file is writeable. Make sure that the project file is writeable/allows appends.
E0261002	[Message]	Copying is failed. It isn't possible to include this section attribute in a segment of designation by a cause of the attribute.
	[Explanation]	This appears when trying to copy a section into a segment where that section cannot appear due to the attribute settings.
	[Action by User]	Change the attributes of the section to copy. Change the attributes of the segment to copy into.
E0261003	[Message]	Opening link-directive-file generation dialog failed.
	[Explanation]	This appears when the application fails to open link-directive-file generation dialog.
	[Action by User]	Set correct microcontroller information.
E0262001	[Message]	Executing source-converter failed.
	[Explanation]	This appears when the necessary files could not be created when the source converter started.
	[Action by User]	Change (for example) the location where the project is created, and try again.
E0300001	[Message]	Can not find ' <i>file name</i> ' to start pin configurator plug-in.
	[Action by User]	Make sure that the files are included. It is possible that the necessary files were not included.
E0300002	[Message]	Could not load ' <i>file name</i> ' to start pin configurator plug-in.
	[Action by User]	Make sure that the correct files are included. It is possible that a necessary file is corrupt.
E0300003	[Message]	Could not load the necessary information to start pin configurator plug-in.
	[Action by User]	This appears when a project file could not be opened in the same state in which it was saved. Check the installation status of CubeSuite.
E0400000	[Message]	This function name has been used. Please use another one.
E0400001	[Message]	This file name has been used. Please use another one.
E0400002	[Message]	Invalid function name. The function name must be constructed with _, a-z, A-Z, 0-9.
E0400003	[Message]	Invalid file name. The file name must be constructed with _, a-z, A-Z, 0-9.

E0400004	[Message]	The output path is invalid. Please check "[Generation] -> [Generate File Mode] -> [Output folder]" .
E0400005	[Message]	Save xxx failed.
E0400006	[Message]	This target project isn't supported.
E0400007	[Message]	This target compiler isn't supported.
E0400008	[Message]	This target device isn't supported.
E0400009	[Message]	The project file has been destroyed.
E0400010	[Message]	The current baudrate exceeds the allowance range.
E0400011	[Message]	Not a valid register name. Please input suitable name again.
E0400012	[Message]	Output error:
E0400013	[Message]	Save xxx failed.
E0400014	[Message]	The output path is invalid! Please check "[Generation]->[Generate FileMode]->[Output folder]" .
	[Action by User]	Correct the output path with the property ([Generation]->[Generate File Mode]->[Output folder]) of Code Generator.
E0511101	[Message]	" <i>path</i> " specified by the " <i>character string</i> " option is a folder. Specify an input file.
E0511102	[Message]	The file " <i>file</i> " specified by the " <i>character string</i> " option is not found.
E0511103	[Message]	" <i>path</i> " specified by the " <i>character string</i> " option is a folder. Specify an output file.
E0511104	[Message]	The output folder " <i>folder</i> " specified by the " <i>character string</i> " option is not found.
E0511107	[Message]	" <i>path</i> " specified by the " <i>character string</i> " option is not found.
	[Explanation]	" <i>path</i> " (<i>file-name</i> or <i>folder</i>) specified in the " <i>character string</i> " option was not found.
E0511108	[Message]	The " <i>character string</i> " option is not recognized.
E0511109	[Message]	The " <i>character string</i> " option can not have an argument.
E0511110	[Message]	The " <i>character string</i> " option requires an argument.
E0511111	[Message]	The " <i>character string</i> " option can not have a parameter.
E0511112	[Message]	The " <i>character string</i> " option requires a parameter.
	[Explanation]	The " <i>character string</i> " option requires a parameter. Specify the parameter.
E0511113	[Message]	Invalid argument for the " <i>character string</i> " option.
E0511114	[Message]	Invalid argument for the "-O <i>character string</i> " option.
E0511115	[Message]	The "-O <i>character string</i> " option is invalid.
E0511116	[Message]	The "-O <i>character string</i> " option is not recognized.
E0511117	[Message]	Invalid parameter for the " <i>character string</i> " option.
E0511118	[Message]	Symbol is required for the " <i>character string</i> " option.
E0511119	[Message]	The register " <i>register</i> " specified by the "-Xr" option has been reserved by CX.
E0511120	[Message]	Size Option " <i>option</i> " , <i>minimum value</i> - <i>maximum value</i> are exceeded.
	[Explanation]	The value of the specified size option is outside the range of minimum value to maximum value.
	[Action by User]	Specify a size option value between the minimum and maximum values.
E0511121	[Message]	Multiple source files are not allowed when both the "-o" option and the " <i>character string</i> " option are specified.

E0511122	[Message]	The argument for the " <i>character string</i> " option must be an object file.
E0511124	[Message]	Either the "-C" option or the "-Xcommon" option must be specified.
E0511125	[Message]	Cannot find device file.
E0511126	[Message]	Device file " <i>file</i> " read error.
E0511127	[Message]	The specified device is not supported.
E0511129	[Message]	Command file " <i>file</i> " is read more than once.
E0511130	[Message]	Command file " <i>file</i> " cannot be read.
E0511131	[Message]	Syntax error in command file " <i>file</i> ".
E0511132	[Message]	Failed to create temporary folder.
E0511133	[Message]	The parameter for the " <i>character string</i> " option must be a folder when multiple source files are specified.
E0511134	[Message]	Input file " <i>file</i> " is not found.
E0511135	[Message]	" <i>path</i> " specified as an input file is a folder.
E0511136	[Message]	Failed to delete a temporary file " <i>file</i> ".
E0511137	[Message]	Failed to delete a temporary folder " <i>folder</i> ".
E0511138	[Message]	Failed to open an input file " <i>file</i> ".
E0511139	[Message]	Failed to open an output file " <i>file</i> ".
E0511140	[Message]	Failed to close an input file " <i>file</i> ".
E0511141	[Message]	Failed to write an output file " <i>file</i> ".
E0511142	[Message]	Multiple source files are not allowed when the " <i>character string</i> " option is specified.
E0511145	[Message]	" <i>character string2</i> " specified in the " <i>character string1</i> " option is not available.
E0511148	[Message]	" <i>file name</i> " is specified as an output file for the different options.
	[Action by User]	" <i>file name</i> " is specified as an output file for the different options. Specify a different file name.
E0511150	[Message]	The " <i>character string1</i> " option and the " <i>character string2</i> " option are inconsistent.
E0511152	[Message]	The " <i>character string1</i> " option needs the " <i>character string2</i> " option.
E0511154	[Message]	Component file " <i>file name</i> " for the CX is not found. Reinstall the CX.
E0511155	[Message]	The " <i>character string</i> " option needs other option(s).
E0511157	[Message]	The " <i>character string1</i> " option or the " <i>character string2</i> " option must be specified for this device.
E0511158	[Message]	The " <i>character string</i> " option is not supported for this device.
E0511159	[Message]	When the " <i>character string</i> " option is specified, source files cannot be input.
E0511160	[Message]	The " <i>character string</i> " option must be specified for this device.
E0511161	[Message]	Failed to delete a file " <i>file</i> ".
E0512001	[Message]	Failed to delete a temporary file " <i>file</i> ".
E0520001	[Message]	Last line of file ends without a newline.
	[Action by User]	The last line in the file does not end with a line break. Add a line break.
E0520002	[Message]	Last line of file ends with a backslash.
	[Explanation]	There is a backslash at the end of the last line of the file. Delete it.

E0520006	[Message]	Comment unclosed at end of file.
	[Action by User]	There is an unclosed comment at the end of the file. Make sure that there are no unclosed comments.
E0520007	[Message]	Unrecognized token.
	[Action by User]	Unknown token. Check the indicated location.
E0520008	[Message]	Missing closing quote.
	[Action by User]	The string is missing a closing quotation mark. Add the closing quotation mark.
E0520010	[Message]	"#" not expected here.
	[Explanation]	There is a "#" character in an invalid location.
E0520011	[Message]	Unrecognized preprocessing directive.
E0520012	[Message]	Parsing restarts here after previous syntax error.
E0520013	[Message]	Expected a file name.
E0520014	[Message]	Extra text after expected end of preprocessing directive.
E0520017	[Message]	Expected a "]".
E0520018	[Message]	Expected a ")".
E0520019	[Message]	Extra text after expected end of number.
E0520020	[Message]	Identifier " <i>character string</i> " is undefined.
E0520022	[Message]	Invalid hexadecimal number.
E0520023	[Message]	Integer constant is too large.
E0520024	[Message]	Invalid octal digit.
	[Explanation]	Invalid hexadecimal number. Hexadecimal numbers cannot contain '8' or '9'.
E0520025	[Message]	Quoted string should contain at least one character.
E0520027	[Message]	Character value is out of range.
E0520028	[Message]	Expression must have a constant value.
E0520029	[Message]	Expected an expression.
E0520030	[Message]	Floating constant is out of range.
E0520031	[Message]	Expression must have integral type.
E0520032	[Message]	Expression must have arithmetic type.
E0520033	[Message]	Expected a line number
	[Explanation]	The line number after the "#line" statement does not exist.
E0520034	[Message]	Invalid line number
	[Explanation]	The line number after the "#line" statement is invalid.
E0520036	[Message]	The #if for this directive is missing.
E0520037	[Message]	The #endif for this directive is missing.
E0520038	[Message]	Directive is not allowed -- an #else has already appeared.
	[Explanation]	This directive is invalid because there is already an "#else" statement.
E0520040	[Message]	Expected an identifier.
E0520041	[Message]	Expression must have arithmetic or pointer type.
E0520042	[Message]	Operand types are incompatible ("type1" and "type2").

E0520044	[Message]	Expression must have pointer type.
E0520045	[Message]	#undef may not be used on this predefined name.
E0520046	[Message]	"macro" is predefined; attempted redefinition ignored.
	[Explanation]	The macro "macro" is predefined. It cannot be redefined.
E0520047	[Message]	Incompatible redefinition of macro "macro" (declared at line <i>number</i>).
	[Explanation]	The redefinition of macro "macro" is not compatible with the definition at line number.
E0520049	[Message]	Duplicate macro parameter name.
E0520050	[Message]	### may not be first in a macro definition.
E0520051	[Message]	### may not be last in a macro definition.
E0520052	[Message]	Expected a macro parameter name.
E0520053	[Message]	Expected a ":".
E0520054	[Message]	Too few arguments in macro invocation.
E0520055	[Message]	Too many arguments in macro invocation.
E0520056	[Message]	Operand of sizeof may not be a function.
E0520057	[Message]	This operator is not allowed in a constant expression.
E0520058	[Message]	This operator is not allowed in a preprocessing expression.
E0520059	[Message]	Function call is not allowed in a constant expression.
E0520060	[Message]	This operator is not allowed in an integral constant expression.
E0520061	[Message]	Integer operation result is out of range.
E0520062	[Message]	Shift count is negative.
	[Explanation]	The shift value is negative. The behavior will be undefined in ANSI-C.
E0520063	[Message]	Shift count is too large.
E0520064	[Message]	Declaration does not declare anything.
E0520065	[Message]	Expected a ";".
E0520066	[Message]	Enumeration value is out of "int" range.
E0520067	[Message]	Expected a "}".
E0520070	[Message]	Incomplete type is not allowed.
E0520071	[Message]	Operand of sizeof may not be a bit field.
E0520075	[Message]	Operand of "*" must be a pointer.
E0520077	[Message]	This declaration has no storage class or type specifier.
E0520078	[Message]	A parameter declaration may not have an initializer.
E0520079	[Message]	Expected a type specifier.
E0520080	[Message]	A storage class may not be specified here.
E0520081	[Message]	More than one storage class may not be specified.
	[Explanation]	Multiple storage class areas have been specified. Only one storage class area can be specified.
E0520083	[Message]	Type qualifier specified more than once.
	[Explanation]	Multiple type qualifiers have been specified. It is not possible to specify more than one type qualifier.

E0520084	[Message]	Invalid combination of type specifiers.
E0520085	[Message]	Invalid storage class for a parameter.
E0520086	[Message]	Invalid storage class for a function.
E0520087	[Message]	A type specifier may not be used here.
E0520088	[Message]	Array of functions is not allowed.
E0520089	[Message]	Array of void is not allowed.
E0520090	[Message]	Function returning function is not allowed.
E0520091	[Message]	Function returning array is not allowed.
E0520092	[Message]	Identifier-list parameters may only be used in a function definition.
E0520093	[Message]	Function type may not come from a typedef.
E0520094	[Message]	The size of an array must be greater than zero.
E0520095	[Message]	Array is too large.
E0520096	[Message]	A translation unit must contain at least one declaration.
E0520097	[Message]	A function may not return a value of this type.
E0520098	[Message]	An array may not have elements of this type.
E0520099	[Message]	A declaration here must declare a parameter.
E0520100	[Message]	Duplicate parameter name.
E0520101	[Message]	" <i>symbol</i> " has already been declared in the current scope.
E0520102	[Message]	Forward declaration of enum type is nonstandard.
E0520104	[Message]	Struct or union is too large.
E0520105	[Message]	Invalid size for bit field.
E0520106	[Message]	Invalid type for a bit field.
E0520107	[Message]	Zero-length bit field must be unnamed.
E0520109	[Message]	Expression must have (pointer-to-) function type.
E0520110	[Message]	Expected either a definition or a tag name.
E0520112	[Message]	Expected "while".
E0520114	[Message]	Type " <i>symbol</i> " was referenced but not defined.
E0520115	[Message]	A continue statement may only be used within a loop.
E0520116	[Message]	A break statement may only be used within a loop or switch.
E0520118	[Message]	A void function may not return a value.
E0520119	[Message]	Cast to type " <i>type</i> " is not allowed.
E0520120	[Message]	Return value type does not match the function type.
E0520121	[Message]	A case label may only be used within a switch.
E0520122	[Message]	A default label may only be used within a switch.
E0520123	[Message]	case label value has already appeared in this switch.
E0520124	[Message]	default label has already appeared in this switch.
E0520125	[Message]	Expected a "(".
E0520126	[Message]	Expression must be an lvalue.

E0520127	[Message]	Expected a statement.
E0520129	[Message]	A block-scope function may only have extern storage class.
E0520130	[Message]	Expected a "{".
E0520132	[Message]	Expression must have pointer-to-struct-or-union type.
E0520134	[Message]	Expected a field name.
E0520136	[Message]	Type " <i>symbol</i> " has no field " <i>field</i> ".
E0520137	[Message]	Expression must be a modifiable value.
E0520138	[Message]	Taking the address of a register variable is not allowed.
E0520139	[Message]	Taking the address of a bit field is not allowed.
E0520140	[Message]	Too many arguments in function call.
E0520141	[Message]	Unnamed prototyped parameters not allowed when body is present.
E0520142	[Message]	Expression must have pointer-to-object type.
E0520144	[Message]	A value of type " <i>type1</i> " cannot be used to initialize an entity of type " <i>type2</i> ".
E0520145	[Message]	Type " <i>symbol</i> " may not be initialized.
E0520146	[Message]	Too many initializer values.
E0520147	[Message]	Declaration is incompatible with " <i>declaration</i> " (declared at line <i>number</i>).
E0520148	[Message]	Type " <i>symbol</i> " has already been initialized.
E0520149	[Message]	A global-scope declaration may not have this storage class.
E0520151	[Message]	A typedef name may not be redeclared as a parameter.
E0520154	[Message]	Expression must have struct or union type.
E0520157	[Message]	Expression must be an integral constant expression.
E0520158	[Message]	Expression must be an lvalue or a function designator.
E0520159	[Message]	Declaration is incompatible with previous " <i>declaration</i> " (declared at line <i>number</i>).
E0520165	[Message]	Too few arguments in function call.
E0520166	[Message]	Invalid floating constant.
E0520167	[Message]	Argument of type " <i>type1</i> " is incompatible with parameter of type " <i>type2</i> ".
E0520168	[Message]	A function type is not allowed here.
E0520169	[Message]	Expected a declaration.
E0520170	[Message]	Pointer points outside of underlying object.
E0520171	[Message]	Invalid type conversion.
E0520172	[Message]	External/internal linkage conflict with previous declaration.
E0520173	[Message]	Floating-point value does not fit in required integral type.
E0520179	[Message]	Right operand of "%" is zero.
E0520183	[Message]	Type of cast must be integral.
E0520184	[Message]	Type of cast must be arithmetic or pointer.
E0520194	[Message]	Expected an asm string.
	[Explanation]	There is no assembler string in an "__asm()" statement.
E0520220	[Message]	Integral value does not fit in required floating-point type.

E0520221	[Message]	Floating-point value does not fit in required floating-point type.
E0520222	[Message]	Floating-point operation result is out of range.
E0520228	[Message]	Trailing comma is nonstandard.
	[Explanation]	A trailing comma is not standard.
E0520230	[Message]	Nonstandard type for a bit field.
E0520235	[Message]	Variable any-string was declared with a never-completed type.
E0520238	[Message]	Invalid specifier on a parameter.
E0520240	[Message]	Duplicate specifier in declaration.
E0520247	[Message]	Type " <i>symbol</i> " has already been defined.
E0520253	[Message]	Expected a " , " .
E0520254	[Message]	Type name is not allowed.
E0520255	[Message]	Type definition is not allowed.
E0520256	[Message]	Invalid redeclaration of type name " <i>type</i> ".
	[Explanation]	Type name " <i>type</i> " was redeclared illegally.
E0520257	[Message]	const <i>type</i> " <i>symbol</i> " requires an initializer.
E0520259	[Message]	Constant value is not known.
E0520260	[Message]	Explicit type is missing ("int" assumed).
E0520268	[Message]	Declaration may not appear after executable statement in block.
E0520274	[Message]	Improperly terminated macro invocation.
E0520301	[Message]	typedef name has already been declared (with same type).
E0520325	[Message]	inline specifier allowed on function declarations only.
E0520375	[Message]	Declaration requires a typedef name.
E0520409	[Message]	Type " <i>symbol</i> " returns incomplete type " <i>type</i> ".
E0520412	[Message]	An "__asm" declaration is not allowed here.
E0520450	[Message]	The type "long long" is nonstandard.
E0520494	[Message]	Declaring a void parameter list with a typedef is nonstandard.
E0520513	[Message]	A value of type "type1" cannot be assigned to an entity of type "type2".
E0520518	[Message]	Nonstandard preprocessing directive.
E0520520	[Message]	Initialization with "{...}" expected for aggregate object.
E0520525	[Message]	A dependent statement may not be a declaration.
	[Explanation]	Cannot write declaration due to lack of "{" character after "if()" statement.
E0520526	[Message]	A parameter may not have void type.
E0520544	[Message]	Use of a local type to declare a nonlocal variable.
E0520545	[Message]	Use of a local type to declare a function.
E0520606	[Message]	This pragma must immediately precede a declaration.
E0520618	[Message]	struct or union declares no named members.
E0520619	[Message]	Nonstandard unnamed field.
E0520660	[Message]	Invalid packing alignment value.

E0520661	[Message]	Expected an integer constant.
E0520668	[Message]	Ellipsis with no explicit parameters is nonstandard.
E0520676	[Message]	Using out-of-scope declaration of <i>type "symbol"</i> (declared at line <i>number</i>).
E0520731	[Message]	Array with incomplete element type is nonstandard.
E0520767	[Message]	Conversion from pointer to smaller integer.
E0520816	[Message]	In a function definition a type qualifier on a "void" return type is not allowed.
E0520852	[Message]	Expression must be a pointer to a complete object type.
E0520861	[Message]	Invalid character in input line.
E0520862	[Message]	Function returns incomplete type <i>"type"</i> .
E0520870	[Message]	Invalid multibyte character sequence.
E0520886	[Message]	Invalid suffix on integral constant.
	[Explanation]	The integer constant has an invalid suffix.
E0520935	[Message]	Typedef may not be specified here.
E0520940	[Message]	Missing return statement at end of non-void <i>type "symbol"</i> .
E0520989	[Message]	A qualified function type cannot be used to declare a parameter.
E0520992	[Message]	Invalid macro definition:.
E0520993	[Message]	Subtraction of pointer types <i>"type1"</i> and <i>"type2"</i> is nonstandard.
E0521036	[Message]	The reserved identifier <i>"symbol"</i> may only be used inside a function.
E0521066	[Message]	Declaration of <i>"symbol"</i> had a different meaning during compilation of <i>file</i> .
E0521072	[Message]	A declaration cannot have a label.
E0521075	[Message]	<i>"symbol"</i> already defined during compilation of any-string.
E0521076	[Message]	<i>"symbol"</i> already defined in another translation unit.
E0521158	[Message]	void return type cannot be qualified.
E0521254	[Message]	Integer overflow in internal computation due to size or complexity of <i>"type"</i> .
E0521255	[Message]	Integer overflow in internal computation.
E0521282	[Message]	String literals with different character kinds cannot be concatenated.
E0521381	[Message]	Carriage return character in source line outside of comment or character/string literal.
	[Explanation]	Carriage return character (\r) in source line outside of comment or character/string literal.
E0521420	[Message]	Some enumerator values cannot be represented by the integral type underlying the enum type.
E0521578	[Message]	case label value has already appeared in this switch at line <i>number</i> .
E0521584	[Message]	Parentheses around a string initializer are nonstandard.
E0521602	[Message]	struct/union variable <i>"variable"</i> with a member of incomplete type cannot be placed into the section.
E0521603	[Message]	Variable of incomplete type <i>"variable"</i> cannot be placed into the section.
E0521604	[Message]	Illegal section attribute.
E0521605	[Message]	Illegal <i>#pragma character string</i> syntax.

E0521606	[Message]	"function" has already been placed into another section.
	[Explanation]	A "#pragma text" has already been specified for function "function". It cannot be put into a different section.
E0521608	[Message]	#pragma asm is not allowed outside of function.
E0521609	[Message]	The #pragma endasm for this #pragma asm is missing.
E0521610	[Message]	The #pragma asm for this #pragma endasm is missing.
E0521612	[Message]	Duplicate interrupt handler for "request".
E0521613	[Message]	Interrupt request name "request" not supported.
E0521614	[Message]	Duplicate #pragma interrupt for this function.
E0521615	[Message]	Duplicate #pragma smart_correct for this function "function".
	[Explanation]	A "#pragma smart_correct" has already been specified for function "function".
E0521616	[Message]	Type "symbol" has already been placed into another section (declared as extern).
E0521617	[Message]	Type "symbol" has already been placed into another section.
E0521618	[Message]	Type "symbol" has already been declared with #pragma section.
E0521619	[Message]	Type "symbol" has already been declared without #pragma section.
E0521620	[Message]	"function()" argument overflow. use "minimum value - maximum value".
E0521621	[Message]	Cannot write I/O register "register name".
E0521622	[Message]	Cannot read I/O register "register name".
E0521623	[Message]	Cannot use expanded specification. Device must be specified.
E0521624	[Message]	Second argument for __set_il() must be string literal.
E0521625	[Message]	Cannot set interrupt level for "request".
E0521626	[Message]	Specification character string is specified for function "function name", previously specified #pragma inline is ignored.
E0521627	[Message]	Function for #pragma smart_correct is same.
E0521628	[Message]	Function for #pragma smart_correct "function" is undefined.
E0521629	[Message]	Could not open symbol file "file name".
E0521630	[Message]	Could not close symbol file "file name".
E0521631	[Message]	Syntax error in symbol file.
E0521632	[Message]	Unrecognized symbol information "character string" is ignored.
E0521633	[Message]	Section name is not specified.
E0521634	[Message]	Unrecognized section name "section".
E0521635	[Message]	"variable name" has already been placed into "section name" section in symbol file. The latter is ignored.
E0521636	[Message]	"variable name" has already been placed into "section name" section in symbol file. #pragma is ignored.
E0521637	[Message]	Illegal binary digit.
E0521638	[Message]	First argument for special function name() must be integer constant.
E0521639	[Message]	Function "function name" specified as "direct" can not be allocated in text.
E0521640	[Message]	Function allocated in text can not be specified #pragma interrupt with "direct".
E0521641	[Message]	FE level interrupt not supported.

E0521642	[Message]	Cannot give a name for " <i>attribute</i> " section.
E0521643	[Message]	"direct" cannot be specified for plural interrupt.
E0521644	[Message]	Reduced exception handler option of device is available. Address of the handler may overlap.
E0521645	[Message]	Function " <i>function name</i> " has illegal type for interrupt function, must be void(void).
E0521646	[Message]	Cannot use direct with NO_VECT.
E0521647	[Message]	<i>character string</i> is not allowed here.
E0521648	[Message]	Cannot call <i>type</i> function " <i>function name</i> ".
E0521649	[Message]	Cannot use <i>character string1</i> with <i>character string2</i> .
	[Explanation]	The functions of <i>string 1</i> and <i>string 2</i> cannot be used at the same time.
E0521650	[Message]	<i>type</i> " <i>symbol name</i> " has already been declared with other #pragma pic/nopic.
	[Explanation]	There is a "#pragma pin/nopic" specification in conflict with <i>type</i> " <i>symbol name</i> ".
E0532002	[Message]	Exception <i>exception</i> has occurred at compile time.
E0550200	[Message]	Illegal alignment value.
	[Action by User]	Check the alignment condition specification.
E0550201	[Message]	Illegal character.
	[Action by User]	Check the character.
E0550202	[Message]	Illegal expression.
	[Action by User]	Check the expression.
E0550203	[Message]	Illegal expression (<i>string</i>).
	[Action by User]	Check the expression element.
E0550204	[Message]	Illegal expression (-label).
	[Action by User]	Check the expression.
E0550205	[Message]	Illegal expression (-label - label).
	[Action by User]	Check the expression.
E0550206	[Message]	Illegal expression (label + label).
	[Action by User]	Check the expression.
E0550207	[Message]	Illegal expression (labels have different reference types).
	[Action by User]	Check the expression.
E0550208	[Message]	Illegal expression (labels in different sections).
	[Action by User]	Check the expression.
E0550209	[Message]	Illegal expression (labels must be defined).
	[Action by User]	Check the expression.
E0550210	[Message]	Illegal expression (not + nor -).
	[Action by User]	Check the expression.
E0550211	[Message]	Floating exception(<i>function</i>).
	[Action by User]	Check the results of the operation.
E0550212	[Message]	Symbol already defined as <i>label</i> .
	[Action by User]	Check the symbol name.

E0550213	[Message]	Label <i>identifier</i> redefined.
	[Action by User]	Check the label name.
E0550214	[Message]	<i>identifier</i> redefined.
	[Action by User]	Check the label name.
E0550215	[Message]	Illegal operand (access width mismatch).
	[Action by User]	Check the internal peripheral I/O register.
E0550216	[Message]	Illegal operand (cannot read I/O register which does not have read access).
	[Action by User]	Check the internal peripheral I/O register.
E0550217	[Message]	Illegal operand (cannot use bit I/O register).
	[Action by User]	Check the internal peripheral I/O register.
E0550218	[Message]	Illegal operand (cannot write I/O register which does not have write access).
	[Action by User]	Check the internal peripheral I/O register.
E0550219	[Message]	Illegal operand (inconsistent bit position).
	[Action by User]	Check the bit location.
E0550220	[Message]	Illegal operand (<i>identifier</i> is reserved word).
	[Action by User]	Check the operand.
E0550221	[Message]	Illegal operand (label - label).
	[Action by User]	Check the expression.
E0550222	[Message]	Illegal operand (label not allowed).
	[Action by User]	Check the operand.
E0550223	[Message]	Illegal operand (label not allowed for setf/shl...).
	[Action by User]	Check the operand.
E0550224	[Message]	Illegal operand (label reference for jmp must be <i>string</i>).
	[Action by User]	Check the operand.
E0550225	[Message]	Illegal operand (must be evaluated positive or zero).
	[Action by User]	Check the expression.
E0550226	[Message]	Illegal operand (must be even displacement).
	[Action by User]	Check the displacement.
E0550227	[Message]	Illegal operand (must be immediate, label or symbol for operator).
	[Action by User]	Check the operand.
E0550228	[Message]	Illegal operand (must be register).
	[Action by User]	Check the operand.
E0550229	[Message]	Illegal operand (needs base resister).
	[Action by User]	Check the operand.
E0550230	[Message]	Illegal operand (range error in displacement).
	[Action by User]	Check the displacement.
E0550231	[Message]	Illegal operand (range error in immediate).
	[Action by User]	Check the immediate.

E0550232	[Message]	Illegal operand (.local parameter).
	[Action by User]	Check the parameter.
E0550233	[Message]	Illegal operand (local symbol parameter).
	[Action by User]	Check the parameter.
E0550234	[Message]	Illegal operand (macro parameter).
	[Action by User]	Check the parameter.
E0550235	[Message]	Illegal operand (macro name).
	[Action by User]	Check "macro name".
E0550236	[Message]	Illegal operand (macro argument).
	[Action by User]	Check the parameter.
E0550237	[Message]	Illegal operand (.irp argument).
	[Action by User]	Check the argument.
E0550238	[Message]	Illegal operand (.irp parameter).
	[Action by User]	Check the parameter.
E0550239	[Message]	Illegal operand (cannot use r0 as source in V850E mode).
	[Action by User]	Check the operand.
E0550240	[Message]	Illegal operand (cannot use r0 as destination in V850E mode).
	[Action by User]	Check the operand.
E0550241	[Message]	Illegal operand (too many registers).
	[Action by User]	Check the operand.
E0550242	[Message]	Illegal operand (label is already defined on <i>section</i>).
	[Action by User]	Check the label.
E0550244	[Message]	Illegal origin value (<i>value</i>).
	[Action by User]	Check the value.
E0550245	[Message]	<i>identifier</i> is reserved word.
	[Action by User]	Check the code.
E0550246	[Message]	Illegal section.
	[Action by User]	Check the code.
E0550247	[Message]	Illegal size value.
	[Action by User]	Check the specification.
E0550248	[Message]	Illegal symbol reference (<i>symbol</i>).
	[Action by User]	Check the symbol.
E0550249	[Message]	Illegal syntax.
	[Action by User]	Check the code.
E0550250	[Message]	Illegal syntax (<i>string</i>).
	[Action by User]	Check the code.

E0550251	[Message]	Illegal ID value.
	[Explanation]	Illegal ID value. Specify an integer value.
	[Action by User]	Check the ID value.
E0550252	[Message]	ID already defined as symbol " <i>identifier</i> ".
	[Action by User]	Check the ID value.
E0550253	[Message]	Symbol " <i>identifier</i> " already defined as another ID.
	[Action by User]	Check the ID value.
E0550254	[Message]	Cannot reference \$EXT_FUNC symbol " <i>identifier</i> ".
	[Action by User]	Check the code.
E0550255	[Message]	Cannot access for I/O register bit number " <i>I/O register</i> ".
	[Action by User]	Check the bit number.
E0550258	[Message]	Cannot access I/O register (" <i>I/O register</i> ").
	[Action by User]	Check the operand.
E0550259	[Message]	Cannot use r1 as destination in mul/mulu.
	[Action by User]	Check the destination register.
E0550260	[Message]	Token too long.
	[Explanation]	Token too long. The boundary value is 4294967294.
	[Action by User]	Check the token length.
E0550261	[Message]	Illegal condition code.
	[Explanation]	Illegal condition code. 0xd cannot be specified for the condition code of an adf.sbf instruction [V850E2].
	[Action by User]	Check the condition code.
E0550262	[Message]	Illegal operand (cannot use r0 as destination in V850E2V3 mode).
	[Action by User]	Check the operand.
E0550263	[Message]	Illegal operand (cannot use \$label,%label in common area).
	[Action by User]	Check the operand.
E0550264	[Message]	Illegal section kind (common area).
	[Action by User]	Check the section kind.
E0560601	[Message]	';' is expected at the end of directive.
E0560602	[Message]	'}' is expectedis expected at end of region.
E0560603	[Message]	Name is expected at the beginning of directive.
E0560604	[Message]	Section name is expected at the beginning of section directive.
E0560605	[Message]	':', '=' or '@' is expected to follow name.
E0560606	[Message]	'=' is expected to follow section name.
E0560607	[Message]	Too many '}'.
E0560608	[Message]	Illegal character (<i>number</i>).
E0560609	[Message]	" <i>string</i> " needs effective parameter.
E0560610	[Message]	Illegal string in segment directive.
E0560611	[Message]	Illegal string in section directive.

E0560612	[Message]	Illegal string in symbol directive.
E0560613	[Message]	" <i>string</i> " is illegal in file specification field
E0560614	[Message]	" <i>string</i> " is illegal in file segment name field
E0560615	[Message]	" <i>string</i> " specified to segment " <i>segment</i> " more than once in same or other directive.
E0560616	[Message]	" <i>string</i> " specified to section " <i>section</i> " more than once in same or other directive.
E0560617	[Message]	" <i>string</i> " specified to symbol " <i>symbol</i> " more than once in same or other directive.
E0560618	[Message]	Segment " <i>segment</i> " already defined.
E0560619	[Message]	Section " <i>section</i> " already defined at line(<i>number</i>).
E0560620	[Message]	Symbol " <i>symbol</i> " already defined at line(<i>number</i>).
E0560621	[Message]	Illegal segment type " <i>string</i> ".
E0560622	[Message]	Illegal section type " <i>string</i> ".
E0560623	[Message]	Illegal section attribute ' <i>character</i> '.
E0560624	[Message]	" <i>string</i> " in segment directive of non LOAD segment is illegal.
E0560637	[Message]	Unknown symbol kind " <i>string</i> ".
E0560638	[Message]	Symbol kind " <i>string</i> " specified more than once in same or other directive.
E0560641	[Message]	Section attribute ' <i>attribute</i> ' of section ' <i>section</i> ' and segment attribute ' <i>attribute</i> ' of segment " <i>segment</i> " do not match.
E0560660	[Message]	S-JIS code (<i>number1</i> , <i>number2</i>) is broken.
E0592001	[Message]	Multiple input files are not allowed.
	[Action by User]	Use a list file to convert more than one file.
E0592002	[Message]	Multiple output files are not allowed.
	[Action by User]	Use a list file to convert more than one file.
E0592003	[Message]	List file is specified more than once.
	[Action by User]	Combine them into a single list file.
E0592004	[Message]	Invalid argument for the " <i>option</i> " option.
	[Action by User]	Check the argument.
E0592005	[Message]	The " <i>option</i> " option can not have an argument.
	[Explanation]	An invalid argument was specified for the " <i>option</i> " option.
E0592006	[Message]	The " <i>option</i> " option requires an argument.
	[Explanation]	A required argument is missing from the " <i>option</i> " option specification.
E0592007	[Message]	The " <i>option</i> " option is specified more than once.
	[Explanation]	Option " <i>option</i> " can only be specified once at a time.
E0592008	[Message]	Requires an output file.
	[Explanation]	No output file has been specified for the specified input file.
E0592010	[Message]	Failed to open an output file " <i>file</i> ".
E0592013	[Message]	Failed to delete a temporary file " <i>file</i> ".
E0592015	[Message]	Failed to close an input file " <i>file</i> ".
E0592016	[Message]	Failed to write an output file " <i>file</i> ".

E0592018	[Message]	Failed to open an list file " <i>file</i> ".
	[Action by User]	Make sure that the list file exists and has been specified correctly.
E0592019	[Message]	Syntax error in list file " <i>file</i> ".
	[Explanation]	There is a syntax error in list file " <i>file</i> ".
E0592020	[Message]	Failed to read a list file " <i>file</i> ".
E0592101	[Message]	Unknown character ' <i>C</i> '.
	[Explanation]	The pre-conversion C-language source file could not be converted, because it contains a character that is not permitted by the C language.
	[Action by User]	Edit the C-language source file and correct any syntax errors.
E0592102	[Message]	Illegal syntax in <i>string</i> .
	[Explanation]	The pre-conversion C-language source file could not be converted, because it contains a syntax error.
	[Action by User]	Edit the C-language source file and correct any syntax errors.
E0592201	[Message]	Illegal syntax.
	[Explanation]	The pre-conversion assembly-language source file could not be converted, because it contains a syntax error.
	[Action by User]	Edit the assembly-language source file and correct any syntax errors.
E0593002	[Message]	"-Xsfg_size_tidata_byte" size larger than "-Xsfg_size_tidata" size.
	[Action by User]	Set size "-Xsfg_size_tidata_byte" to equal to or less than size "-Xsfg_size_tidata", or size "-Xsfg_size_tidata" to greater than or equal to size "-Xsfg_size_tidata_byte".
E0593003	[Message]	Can not Read Symbol Information.
	[Explanation]	The symbol could not be loaded because there is no symbol-analysis information in memory, or it is corrupt.
	[Action by User]	Check the CX options and rebuild.
E0593004	[Message]	Can not Write the SFG file.
	[Explanation]	There could be a problem with disk space or user privileges.
	[Action by User]	Make sure that there is enough space to write the data, and check the user privileges.
E0594000	[Message]	Cannot find project file(<i>file name</i>).
	[Explanation]	There is no project file.
	[Action by User]	Make sure that the file exists.
E0594001	[Message]	Project file read error(<i>file name</i>).
	[Explanation]	An error occurred while loading the project file. Reading the project file may be blocked.
E0594002	[Message]	Illegal format in project file(<i>file name</i>).
	[Explanation]	The project file format is invalid.
	[Action by User]	This error occurs when invalid format is found in the project file. Either correct the error, or create the project again.
E0600005	[Message]	This function is not supported.
E0602203	[Message]	Simulator Configuration file not found.
E0602204	[Message]	The specification of the main clock source is mistake.

E0602205	[Message]	The specification of the sub clock source is mistake.
E0602206	[Message]	Illegal the flash self emulation settings.
E0602207	[Message]	Illegal the DataFlash emulation settings.
E0602208	[Message]	Illegal the memory mapping settings.
E0602209	[Message]	The coverage-board is not equipped with.
E0602210	[Message]	Could not create the simulator project file 'xxx'.
E0602211	[Message]	SymbolLoad cannot be nested.
E0604000	[Message]	Failed to assemble. ("xxx")
E0608000	[Message]	It failed in the preservation of the "xxx" because the right of access of the coverage file had not been permitted or the capacity of the disk was insufficient.
E0608001	[Message]	It failed in reading the "xxx" because the coverage file did not exist or the right of access had not been permitted.
E0608002	[Message]	The verify error occurred while reading the "xxx" because abnormality had been found in the coverage file.
E0608003	[Message]	The code flash area doesn't exist.
E0608004	[Message]	The data flash area doesn't exist.
E0608005	[Message]	The external flash area doesn't exist.
E0608006	[Message]	The address was acquired and the ID Tag was not able to be acquired illegally.
E0611000	[Message]	Failed to convert address. ("xxx")
E0801003	[Message]	Could not find the file.
	[Explanation]	This appears when the specified file was not found.
	[Action by User]	Make sure that the file exists. Check the access privileges to the file. Make sure that the file is not corrupt.
E0802001	[Message]	Fewer than xxx or more than yyy values cannot be specified.
	[Explanation]	This is output when an out-of-bounds numerical value is entered into a property.
	[Action by User]	Enter a value that is in bounds.
E0820001	[Message]	The input name can't be registered.
E0820002	[Message]	The input name can't release registration.
	[Action by User]	Make sure that the specified name is registered on the Analysis Chart panel.
E0820003	[Message]	Failed to Register to Analysis Chart1.
	[Explanation]	This message appears when the execution of the command registered in Analysis Chart1 failed for some reason.
	[Action by User]	Make sure that the number of variables registered in the Analysis Chart1 panel is below the limit.
E0821001	[Message]	No column to save a file.
	[Action by User]	Execute analysis and update the data. Display the row you wish to save in the Select Field dialog box.
E0821002	[Message]	No row to save a file.
	[Action by User]	Execute analysis and update the data. Display the column you saved in the Folder Settings dialog box.

E0821003	[Message]	Failed to save a file because the number of lines had exceeded the limitation value of Excel.
	[Action by User]	Set the column to display in the Folder Settings dialog box to no more than 65535.
E0821004	[Message]	Jump-to-source failed.
	[Action by User]	Make sure that the file exists. Check the access privileges to the file. Make sure that the file is not corrupt. Make sure that there is an associated application for opening the file.
E0822001	[Message]	Could not set a break point at the head of function.
	[Action by User]	The debugging tool may not have enough resources. Make sure that the number of breaks is within the number that can be set.
E0822002	[Message]	Jump-to-function-list failed.
	[Explanation]	This appears when a jump command is executed to the Function List panel, and the specified location cannot be opened.
	[Action by User]	Make sure that the specified function is displayed in the Function List.
E0823001	[Message]	Could not set a access break to the variable.
	[Action by User]	The debugging tool may not have enough resources. Make sure that the number of breaks is within the number that can be set.
E0825001	[Message]	Specify the condition here when the condition is one.
	[Explanation]	The [Condition 1] combo box is empty, and the [Condition 2] combo box is not.
E0826001	[Message]	Failed to save the image, because the image size is too huge.
	[Explanation]	A limitation of the Microsoft .NET Framework and GDI+ (images with a size of greater than 2 gigabytes in memory cannot be created) has been reached.
	[Action by User]	Use the "Visible region only" save command.
E0827001	[Message]	Executing program.
	[Explanation]	A search was executed during program execution.
	[Action by User]	Perform searches while the program is halted.
E1000001	[Message]	USB host connection failed
	[Action by User]	Make sure that the USB driver is correctly installed and running. - The USB driver was not detected correctly. - The USB driver was not installed properly. - The MINICUBE2 is not connected.
E1000002	[Message]	MINICUBE2 Firmware version too old
	[Explanation]	The MINICUBE2's firmware version may be outdated and unable to operate correctly.
	[Action by User]	Access the update service site, download the latest firmware, and update the utility.
E1000003	[Message]	HEX File not found
	[Explanation]	The HEX File file was not loaded correctly.
	[Action by User]	Specify a HEX file.
E1000004	[Message]	Parameter File not found
	[Explanation]	The parameter file was not loaded correctly.
	[Action by User]	Specify a parameter file, or use Update Manager to download a correct parameterfile.

E1000005	[Message]	QB-Programmer already started
	[Explanation]	QB-Programmer may already be running.
E1000006	[Message]	MINICUBE2 connection failed
	[Action by User]	A related tool (such as the self-diagnostics tool) is already running. Wait until it exits before executing the connect command. Execute the connect command after the related tool which is executing is ended.
E1000007	[Message]	Detection error by 78K0-OCD adapter board
	[Action by User]	Please remove the 78K0-OCD board. It is connected but cannot successfully communicate with the target.
E1000021	[Message]	Error of project format.
	[Explanation]	The format of the loaded project does not match.
	[Action by User]	Revise the settings.
E1001001	[Message]	Invalid Parameter File
	[Explanation]	The parameter file may be invalid.
	[Action by User]	Uninstall the parameter file, then use the Update Manager to download a valid parameter file.
E1001002	[Message]	Not supported Parameter File
	[Explanation]	There may be an unsupported parameter file.
	[Action by User]	Use Update Manager to download the latest parameter file and firmware, QB-Programmer plug-in.
E1001003	[Message]	Invalid HEX File
	[Explanation]	The file format may be unsupported, or an invalid hex file may have been specified.
	[Action by User]	Specify a correct file to program the target flash memory.
E1001004	[Message]	Not specify Parameter File
	[Explanation]	No parameter file has been loaded.
	[Action by User]	Specify a parameter file.
E1001005	[Message]	Not specify HEX File
	[Explanation]	No hex file has been loaded.
	[Action by User]	Specify a HEX file.
E1001006	[Message]	Illegal supply frequency setting
	[Explanation]	The frequency specified to be supplied to the target microcontroller may be incorrect.
	[Action by User]	Check the frequency setting, and make sure that the correct clock frequency and divider/multiplier values are set.
E1001013	[Message]	Value is out of clock range
	[Explanation]	The frequency set to be supplied to the target microcontroller is incorrect.
	[Action by User]	Refer to the microcontroller's manual, and set the correct clock frequency and divider/multiplier values.
E1001014	[Message]	Can't Upload Read Data
	[Explanation]	Files cannot be saved while the read command is running. The hex file may be inaccessible (e.g. in use by another program).

E1001018	[Message]	Illegal setting data
	[Explanation]	The setting failed due to illegal (invalid) data.
	[Action by User]	Revise the setting.
E1001019	[Message]	Error of reading the wireless registry
	[Explanation]	The registry key for the wireless unit (QB-MINI2-RF) may be corrupted or not exist.
	[Action by User]	Start the MINICUBE2 RF utility, and make the setting.
E1001020	[Message]	The all flash options of a target micro controller aren't able to read because a protection error occurs.
	[Explanation]	This message appears when all Flash option settings could not be acquired, because a protection error occurred when executing the command to retrieve the Flash options.
E1001021	[Message]	OCD Security ID setting is invalid.
	[Explanation]	The value entered in OCD security ID is invalid.
	[Action by User]	Make sure that the number of characters and value entered are correct.
E1001022	[Message]	Option bytes setting is invalid.
	[Explanation]	The value entered in OPBT is invalid.
	[Action by User]	Make sure that the number of characters and value entered are correct.
E1002001	[Message]	No response from Target Device (FLMD)
	[Explanation]	There may have been a problem switching to serial programming mode. - Bad connection between MINICUBE2 and target device. - The clock or power source is not supplied correctly. - Bad target microcontroller.
E1002002	[Message]	No response from Target Device (RESET)
	[Explanation]	There may have been a problem switching to serial programming mode. - Bad connection between MINICUBE2 and target device. - The clock or power source is not supplied correctly. - Bad target microcontroller.
E1002003	[Message]	No response from Target Device (FREQ)
	[Explanation]	There may have been a problem switching to serial programming mode. - Bad connection between MINICUBE2 and target device. - The clock or power source is not supplied correctly. - Bad target microcontroller.
E1002004	[Message]	Communication failure or timeout
	[Explanation]	There may have been a problem establishing normal communications after switching to serial programming mode. - The clock or power supply is instable. - Bad target microcontroller. - There may be a fault in the communication line.
E1002005	[Message]	Synchronization failure for baud rate
	[Action by User]	Refer to the microcontroller's manual, and select a supported baud rate.
E1002006	[Message]	Invalid Signature reading
	[Explanation]	The selected parameter file does not match the target microcontroller.
	[Action by User]	Specify a correct parameter file.

E1002007	[Message]	Invalid parameter file version
	[Action by User]	The level of the selected parameter file may be outdated. Use Update Manager to download the latest parameter file.
E1002008	[Message]	Not Blank
	[Action by User]	Make sure all data is erased and memory is blank before programming to the flash memory.
E1002009	[Message]	Erasing operation failed
	[Explanation]	There may have been an erase failure due to bad Flash memory. This error will appear with the 78K0S/Kx1+ if it is set to erase-protected.
E1002010	[Message]	Programming operation failed
	[Explanation]	An area already containing data may have been overwritten with different data. There may have been a programming failure due to bad Flash memory.
E1002011	[Message]	Verifying operation failed
	[Explanation]	Different data may have been written to the hex file and the target microcontroller. There may have been a verification failure caused by a lead fault due to bad Flash memory.
E1002012	[Message]	Security flag setting failed
	[Explanation]	The security setting may have been changed from [Disabled] to [Enabled]. This setting only allows the chip to be erased. Some microcontrollers do not allow security settings to be added. Erase the chip, and then perform all settings at once. There may have been a failure to configure security due to bad Flash memory.
E1002013	[Message]	Protection by security setting
	[Explanation]	The specified command may have failed to execute because the security of the target microcontroller has already been configured. Although some security flags can be cleared by erasing with Chip mode, others cannot. See the microcontroller's manual for details.
E1002014	[Message]	Check sum verification failed
	[Explanation]	The data programmed to the target device may be different from the hex file.
E1002015	[Message]	Retry status over
	[Explanation]	The command operation has exceeded the specified number of retries. The device may be defective.
E1002016	[Message]	Illegal status from device
	[Explanation]	The status code returned from the microcontroller is invalid (not a designated code). There may be a runaway process. Check the operating environment, and try running the command again. The communication line may be unstable due to external factors.
E1002017	[Message]	Error of wireless communications
	[Explanation]	There may be a problem with the wireless communication status.
	[Action by User]	Adjust the distance to the wireless adaptor, then start the MINICUBE2 RF utility, and make the setting.

E1009001	[Message]	Not Initialized
	[Explanation]	There may have been a failure to acquire working memory on startup, or a failure to start a thread process.
	[Action by User]	Try changing computers and starting QB-Programmer again.
E1009002	[Message]	Illegal parameter
	[Explanation]	There may have been a failure to perform normal control due to an unstable USB communication line.
E1009003	[Message]	Control failed. Please restart the MINICUBE2
	[Action by User]	MINICUBE2 may be locked up. Disconnect the USB, and try connecting again.
E1009004	[Message]	Wait status timeout
	[Action by User]	The microcontroller may be defective. Replace it with a good sample.
E1200002	[Message]	This feature is not supported.
E1200256	[Message]	Can not communicate with Emulator. Please confirm the installation of the device driver for the PC interface board.
E1200257	[Message]	Can not find initialization file (expc.ini).
E1200258	[Message]	Host name not found.
E1200259	[Message]	Data transfer to Emulator is timed out. Please confirm the power of Emulator, connection of the interface cable, or I/O address of the PC interface board.
E1200260	[Message]	Data receive from Emulator is timed out. Please confirm the power of Emulator, connection of the interface cable, or I/O address of the PC interface board.
E1200261	[Message]	Failed in reading device file (dxxxx.xxx).
E1200262	[Message]	Illegal data received.
E1200263	[Message]	Can not communicate with Emulator.
	[Action by User]	<ul style="list-style-type: none"> - There may have been an error in the USB communication (e.g. power or cable disconnected), or the IECUBE may be malfunctioning. [IECUBE] Select [Debug]->[Disconnect from Debug Tool], then turn off the power to the IECUBE. After checking the connection, turn the power of the IECUBE back on, then select [Debug]->[Connect to Debug Tool] to reconnect. - There may have been an error in the USB connection (e.g. power or cable disconnected), or the MINICUBE or MINICUBE2 may be malfunctioning. [MINICUBE] [MINICUBE2] Select [Debug]->[Disconnect from Debug Tool]. After checking the connection, turn the power back on, then select [Debug]->[Connect to Debug Tool] to reconnect.
E1200264	[Message]	Failed in reading initialization file (expc.ini).
E1200265	[Message]	Can not communicate with Emulator. Please terminate the debugger and check the power of Emulator or the connection of cable then restart the debugger.
	[Action by User]	<ul style="list-style-type: none"> - There may have been an error in the USB communication (e.g. power or cable disconnected), or the IECUBE may be malfunctioning. [IECUBE] Select [Debug]->[Disconnect from Debug Tool], then turn off the power to the IECUBE. After checking the connection, turn the power of the IECUBE back on, then select [Debug]->[Connect to Debug Tool] to reconnect. - UThere may have been an error in the USB connection (e.g. power or cable disconnected), or the MINICUBE or MINICUBE2 may be malfunctioning. [MINICUBE] [MINICUBE2] Select [Debug]->[Disconnect from Debug Tool]. After checking the connection, turn the power back on, then select [Debug]->[Connect to Debug Tool] to reconnect.

E1200266	[Message]	Cannot run debugger and a utility at the same time.
E1200416	[Message]	[78K0][78K0R] No response from the emulation CPU. Please confirm the signal of the CLOCK or RESET and so on.
	[Message]	[V850] No response from the evachip. Please confirm the signal of the CLOCK or RESET, WAIT, HLDRQ and so on.
E1200417	[Message]	Failed in reading ie703000.ie.
E1200418	[Message]	Break board is not connected.
E1200419	[Message]	Emulation board is not connected.
E1200420	[Message]	There is contradiction between the choice device and the connection emulator. The debugger is aborted.
E1200421	[Message]	POD/EM board is not connected.
E1200422	[Message]	Executor is running.
E1200423	[Message]	Failed in reading micro program file (m0xxx.78k).
E1200424	[Message]	[78K0][78K0R] Failed in reading initialization file (expc.ini).
	[Message]	[V850] Failed to find configuration file (lv8hw.ini).
E1200429	[Message]	Please update the device driver for the PC interface board.
E1200430	[Message]	[78K0][78K0R] Failed in reading initialization file (expc.ini).
	[Message]	[V850] Failed in reading configuration file (lv8hw.ini).
E1200431	[Message]	Failed in executing monitor command.
E1200432	[Message]	Can not communicate with monitor program. Please check the availability of communication port, the setting of CPU board or the type of cable.
	[Action by User]	<ul style="list-style-type: none"> - UThere may have been an error in the USB communication (e.g. power or cable disconnected), or the IECUBE may be malfunctioning. [IECUBE] Select [Debug]->[Disconnect from Debug Tool], then turn off the power to the IECUBE. After checking the connection, turn the power of the IECUBE back on, then select [Debug]->[Connect to Debug Tool] to reconnect. - There may have been an error in the USB connection (e.g. power or cable disconnected), or the MINICUBE or MINICUBE2 may be malfunctioning. [MINICUBE] [MINICUBE2] Select [Debug]->[Disconnect from Debug Tool]. After checking the connection, turn the power back on, then select [Debug]->[Connect to Debug Tool] to reconnect.
E1200433	[Message]	Can not communicate with monitor program. Please terminate the debugger and check the power of CPU board or the connection of cable then restart the debugger.
	[Action by User]	<ul style="list-style-type: none"> - There may have been an error in the USB communication (e.g. power or cable disconnected), or the IECUBE may be malfunctioning. [IECUBE] Select [Debug]->[Disconnect from Debug Tool], then turn off the power to the IECUBE. After checking the connection, turn the power of the IECUBE back on, then select [Debug]->[Connect to Debug Tool] to reconnect. - There may have been an error in the USB connection (e.g. power or cable disconnected), or the MINICUBE or MINICUBE2 may be malfunctioning. [MINICUBE] [MINICUBE2] Select [Debug]->[Disconnect from Debug Tool]. After checking the connection, turn the power back on, then select [Debug]->[Connect to Debug Tool] to reconnect.
E1200434	[Message]	The firmware of the emulator is old version. Please update it with utility to the latest firmware.
E1200435	[Message]	A setup of the wireless is not being done. Please set up by the wireless utilities.

E1200464	[Message]	Failed in starting simulator.
E1200465	[Message]	Not enough memory in starting simulator.
E1200512	[Message]	Verification error occurred. Failed in writing memory.
E1200672	[Message]	Bus hold error.
E1200674	[Message]	Can not compulsory break.
E1200675	[Message]	Reset under continuation.
E1200722	[Message]	Not enough memory for trace-buffer.
E1200768	[Message]	User program is running.
E1200769	[Message]	User program is being broken.
E1200770	[Message]	User program is being traced.
E1200771	[Message]	Not traced.
E1200772	[Message]	Trace memory is not set.
E1200774	[Message]	No trace block exists.
E1200775	[Message]	No event condition exists.
E1200776	[Message]	No timer measurement is done.
E1200777	[Message]	No trigger frame exists.
E1200778	[Message]	Tracer is being stopped.
E1200779	[Message]	Specified snap-event has not been registered.
E1200780	[Message]	Specified stub-event has not been registered.
E1200781	[Message]	Timer is running.
E1200782	[Message]	Memory copy area is overlapped.
E1200783	[Message]	Trace has been already set.
E1200784	[Message]	Event condition is not set.
E1200785	[Message]	Too many valid timer event conditions.
E1200786	[Message]	Specified timer event is not set.
E1200787	[Message]	Illegal map range.
E1200788	[Message]	Only trace delay mode can set with delay trigger.
E1200789	[Message]	Delay trigger cannot set without trace delay mode.
E1200790	[Message]	Overflowed the number of mapping.
E1200928	[Message]	Target is not turned on.
E1200929	[Message]	Step execution is being done.
E1200930	[Message]	Timer and Tracer are running.
E1200931	[Message]	Event link and BRS events are mixed.
E1200976	[Message]	Back-trace is being executed.
E1200977	[Message]	Back-trace is being stopped.
E1200978	[Message]	Back-trace execution point overrun oldest frame.
E1200979	[Message]	Register status or Memory status cannot be set up other than Phase of event link.
E1200980	[Message]	No back-trace information exists.

E1200981	[Message]	Last command can not be backstepped.
E1201024	[Message]	Illegal condition.
E1201025	[Message]	Result of timer measurement overflowed.
E1201026	[Message]	Too many event conditions with path count.
E1201027	[Message]	Too many address range conditions.
E1201028	[Message]	Too many simultaneously-usable-event conditions.
E1201029	[Message]	Too many snap-events.
E1201030	[Message]	Too many stub-events.
E1201031	[Message]	Too many initialization data.
E1201032	[Message]	Too large search data (> 16 byte).
E1201033	[Message]	Too large search data (> search range).
E1201034	[Message]	Too many event link conditions.
E1201184	[Message]	Software break conditions number overflow.
E1201185	[Message]	Not enough memory for emulation.
E1201186	[Message]	Too many partition of bus size.
E1201187	[Message]	Too many execution-event conditions.
E1201188	[Message]	Too many bus-event conditions.
E1201232	[Message]	Specified event has been already use.
E1201536	[Message]	Not enough memory for buffer.
E1201537	[Message]	Not enough resource of operating system.
E1202913	[Message]	Section Trace event conditions overflow.
E1202918	[Message]	Cannot use the break before execution event and the software break at the same time.
E1203072	[Message]	Monitor file read error.
E1203073	[Message]	During access of register, CPU did timeout.
E1203074	[Message]	During access of memory, CPU did timeout.
E1203075	[Message]	During access of I/O register, CPU did timeout.
E1203076	[Message]	Flash memory information file was not found or failed in reading the file.
E1203077	[Message]	Failed in updating monitor code.
E1203102	[Message]	There is no instruction code necessary of pseudo emulation for the flash self-programming function.
E1203103	[Message]	Rewriting security ID code directly is prohibited.
E1203104	[Message]	Guarded area can not be accessed.
E1203105	[Message]	Memory was unready status.
E1203107	[Message]	Bus hold under continuation.
E1203108	[Message]	It cannot shift to debug mode.
E1203109	[Message]	Flash macro service ROM was accessed or stepped in.
E1203110	[Message]	FLMD terminal is in a write-protected state.
E1203111	[Message]	Security flag is in a write-protected state.
E1203112	[Message]	Internal RAM is not enough, writing of flash memory is not made.

E1203113	[Message]	Failed in blank check flash memory.
E1203114	[Message]	Failed in erasing flash memory.
E1203115	[Message]	Failed in writing flash memory.
E1203116	[Message]	Failed in internal verification flash memory.
E1203117	[Message]	Failed in writing flash memory.
E1203118	[Message]	There is no response from flash macro service.
E1203119	[Message]	Response from flash macro service is not right.
E1203120	[Message]	Flash I/O register operation prohibition setup needs to be canceled.
E1203121	[Message]	STOP mode under continuation. Can not compulsory break. Please release STOP mode or reset the CPU.
E1203123	[Message]	Disabling the on-chip debug function is prohibited.
E1203124	[Message]	Writing to the on-chip debug reserved area is prohibited.
E1203125	[Message]	The program for flash writing cannot be written in internal RAM.
E1203126	[Message]	Abnormal Internal ROM size. The size is different from the default of the device.
E1203127	[Message]	The voltage is too low to operate flash programming.
E1203128	[Message]	Extended monitor area is not blank.
E1203129	[Message]	Real-time RAM monitoring failed.
E1203130	[Message]	Writing the DataFlash area is not supported.
E1203131	[Message]	Can not write the DataFlash memory because of it is not in the DataFlash environment.
E1203132	[Message]	External flash memory information is not set.
E1203133	[Message]	Can not erase external flash memory.
E1203134	[Message]	Can not write external flash memory.
E1203135	[Message]	The intended value is not permitted for on-chip debugging.
E1203136	[Message]	Status of effective event conditions cannot be changed.
E1203137	[Message]	Coverage test is being executed.
E1203138	[Message]	Monitor has failed in shift in the debugging mode. Please reset the CPU.
E1203139	[Message]	Connection of emulator cannot be performed.
E1203140	[Message]	Coverage test is being executed.
E1203141	[Message]	Inside of Power off reset emulation cannot carry out program execution.
E1203142	[Message]	Change of Internal ROM size or Internal RAM size or RAM monitor or DMM is not valid during Flash Self Emulation.
E1203143	[Message]	Emulation of ROM correction has already been enabled.
E1203144	[Message]	Flash programming is not permitted by the debugger setting.
E1203168	[Message]	Event before execution cannot be set up other than break conditions.
E1203169	[Message]	Can not register event numbers which can not be used for hardware break.
E1203170	[Message]	Event numbers reserved for hardware breaks can not be used.
E1203171	[Message]	Event link conditions cannot set.
E1203172	[Message]	Too many ROM-emulation-RAM areas.
E1203175	[Message]	Writing to two flash memory blocks is prohibited.

E1203176	[Message]	Cannot emulate of ROM correction in undefined code.
E1203177	[Message]	The address outside the DataFlash area was specified.
E1203178	[Message]	The address outside the external flash memory area was specified.
E1203184	[Message]	DCU cannot be accessed.
E1203185	[Message]	Reset cannot be performed.
E1203186	[Message]	Monitor memory cannot be accessed.
E1203187	[Message]	Monitor execution cannot be performed.
E1203188	[Message]	CPU register cannot be accessed.
E1203189	[Message]	Monitor has failed in shift in the debugging mode. Please reset the CPU.
E1203190	[Message]	Initial state at the time of DCU access start is unusual.
E1203191	[Message]	DCU access is unusual.
E1203192	[Message]	Failed in reading of trace data.
E1203193	[Message]	The on-chip debug function had been disabled in the device.
E1203194	[Message]	Can not write the flash memory because the clock frequency is beyond the limits of regulations.
E1203232	[Message]	Can not communicate with Emulator. Please confirm the power of Emulator, connection of the interface cable, or I/O address of the PC interface board.
E1203233	[Message]	Monitor file not found.
E1203234	[Message]	This device file does not include the on-chip debug information.
E1203235	[Message]	Unsupported information is included in the on-chip debug information in the device file.
E1203236	[Message]	This device file does not include the IECUBE information.
E1203247	[Message]	Trace block can not be stepped over.
E1204096	[Message]	Failed in initializing Emulator.
E1204097	[Message]	No entry exists for specified number.
E1204098	[Message]	Can not relocate internal RAM.
E1204099	[Message]	Illegal relocation address.
E1204100	[Message]	Illegal condition.
E1204101	[Message]	Invalid attribute.
E1204102	[Message]	Illegal address.
E1204103	[Message]	Not enough memory on Emulator.
E1204104	[Message]	Not enough memory for tables.
E1204105	[Message]	Already initialized.
E1204106	[Message]	Not initialized.
E1204107	[Message]	User program is running.
E1204108	[Message]	Different bus size has been already specified.
E1204109	[Message]	Too large bus size.
E1204110	[Message]	Too large bus partition size.
E1204112	[Message]	Illegal map range.
E1204113	[Message]	Failed in setting internal ROM and RAM.

E1204114	[Message]	This feature is not supported.
E1204115	[Message]	No terminal name.
E1204117	[Message]	Programmable-IOR does not exist.
E1204118	[Message]	Programmable-IOR does not movable.
E1204119	[Message]	I/O Protect mapping is possible a target attribute only.
E1204120	[Message]	Illegal internal ROM size.
E1204121	[Message]	Illegal internal ROM size or internal RAM size.
E1204122	[Message]	Specified Simulator configuration file was not found.
E1204123	[Message]	Simulator configuration file was not specified.
E1204124	[Message]	Illegal Simulator configuration file.
E1204125	[Message]	DataFlash area does not movable.
E1204126	[Message]	DataFlash area does not exist.
E1204351	[Message]	Can not communicate with Emulator.
	[Action by User]	<p>- There may have been an error in the USB communication (e.g. power or cable disconnected), or the IECUBE may be malfunctioning. [IECUBE] Select [Debug]->[Disconnect from Debug Tool], then turn off the power to the IECUBE. After checking the connection, turn the power of the IECUBE back on, then select [Debug]->[Connect to Debug Tool] to reconnect.</p> <p>- There may have been an error in the USB connection (e.g. power or cable disconnected), or the MINICUBE or MINICUBE2 may be malfunctioning. [MINICUBE] [MINICUBE2] Select [Debug]->[Disconnect from Debug Tool]. After checking the connection, turn the power back on, then select [Debug]->[Connect to Debug Tool] to reconnect.</p>
E1207614	[Message]	Error occurred inside debugger.
E1208192	[Message]	[78K0][78K0R] Illegal SFR name.
	[Message]	[V850] Illegal I/O register name.
E1208193	[Message]	Illegal address.
E1208194	[Message]	User program is running.
E1208195	[Message]	[78K0][78K0R] Illegal SFR number.
	[Message]	[V850] Illegal I/O register number.
E1208196	[Message]	Illegal bit number.
E1208198	[Message]	[78K0][78K0R] Hidden SFR was specified.
	[Message]	[V850] Hidden I/O register was specified.
E1208199	[Message]	[78K0][78K0R] SFR of ban read or write was specified.
	[Message]	[V850] I/O register of ban read or write was specified.
E1208200	[Message]	[78K0][78K0R] SFR not existing was specified.
	[Message]	[V850] I/O register not existing was specified.
E1208201	[Message]	Device file is damaged or error is in file.
E1208202	[Message]	[78K0][78K0R] Illegal value specified for SFR.
	[Message]	[V850] Illegal value specified for I/O register.
E1208203	[Message]	Can not copy.

E1208204	[Message]	Not enough memory.
E1208206	[Message]	[78K0][78K0R] SFR area can not be accessed.
	[Message]	[V850] I/O register area can not be accessed.
E1208207	[Message]	The specified name exceeds 15 characters.
E1208208	[Message]	[78K0][78K0R] SFR name characters other than the alphanumeric or under bar cannot be specified.
	[Message]	[V850] I/O register name characters other than the alphanumeric or under bar cannot be specified.
E1208447	[Message]	Can not communicate with Emulator.
	[Action by User]	<p>- There may have been an error in the USB communication (e.g. power or cable disconnected), or the IECUBE may be malfunctioning. [IECUBE] Select [Debug]->[Disconnect from Debug Tool], then turn off the power to the IECUBE. After checking the connection, turn the power of the IECUBE back on, then select [Debug]->[Connect to Debug Tool] to reconnect.</p> <p>- There may have been an error in the USB connection (e.g. power or cable disconnected), or the MINICUBE or MINICUBE2 may be malfunctioning. [MINICUBE] [MINICUBE2] Select [Debug]->[Disconnect from Debug Tool]. After checking the connection, turn the power back on, then select [Debug]->[Connect to Debug Tool] to reconnect.</p>
E1208738	[Message]	Illegal condition.
E1212288	[Message]	No mapped address was accessed.
E1212289	[Message]	Memory has different value.
E1212290	[Message]	Illegal start address.
E1212291	[Message]	Illegal end address.
E1212292	[Message]	Illegal start address and end address.
E1212293	[Message]	Illegal condition.
E1212294	[Message]	User program is running.
E1212295	[Message]	Verification error.
E1212296	[Message]	No condition specified.
E1212297	[Message]	Parameter size does not align with access size alignment.
E1212298	[Message]	Specified address does not align with access size alignment.
E1212299	[Message]	Source address does not align with access size alignment.
E1212300	[Message]	Destination address does not align with access size alignment.
E1212301	[Message]	Illegal end address.
E1212302	[Message]	Different access size in specified area.
E1212303	[Message]	Different access size both in source and destination areas.
E1212304	[Message]	Different access size in destination area.
E1212305	[Message]	Different access size, source and destination.
E1212306	[Message]	Not enough memory.
E1212307	[Message]	Failed in writing DMM.
E1212308	[Message]	Overflowed mapping area.
E1212309	[Message]	Processing was interrupted.

E1212310	[Message]	This feature is not supported.
E1212543	[Message]	Can not communicate with Emulator.
	[Action by User]	<p>- There may have been an error in the USB communication (e.g. power or cable disconnected), or the IECUBE may be malfunctioning. [IECUBE] Select [Debug]->[Disconnect from Debug Tool], then turn off the power to the IECUBE. After checking the connection, turn the power of the IECUBE back on, then select [Debug]->[Connect to Debug Tool] to reconnect.</p> <p>- There may have been an error in the USB connection (e.g. power or cable disconnected), or the MINICUBE or MINICUBE2 may be malfunctioning. [MINICUBE] [MINICUBE2] Select [Debug]->[Disconnect from Debug Tool]. After checking the connection, turn the power back on, then select [Debug]->[Connect to Debug Tool] to reconnect.</p>
E1216384	[Message]	Can not delete specified event.
E1216385	[Message]	Illegal table number.
E1216386	[Message]	Illegal start address.
E1216387	[Message]	Illegal end address.
E1216388	[Message]	Illegal status.
E1216389	[Message]	Illegal data.
E1216390	[Message]	Specified event number has been already used.
E1216391	[Message]	Too many same events are registered.
E1216392	[Message]	Specified event has not been registered.
E1216393	[Message]	Illegal data size.
E1216394	[Message]	Illegal mode.
E1216395	[Message]	Setting value is inaccurate.
E1216396	[Message]	Event link conditions cannot be used for section trace conditions.
E1216397	[Message]	Too many identical events are registered (≥ 32767).
E1216398	[Message]	Specified event condition does not exist.
E1216399	[Message]	Illegal event link condition.
E1216400	[Message]	Function not found.
E1216401	[Message]	Not enough memory.
E1216402	[Message]	Timer is being disabled.
E1216404	[Message]	Can not use software break.
E1216405	[Message]	Can not use event condition specifying address range.
E1216406	[Message]	Can not change event condition.
E1216407	[Message]	Can not access word at odd address.
E1216408	[Message]	Not enough memory.
E1216409	[Message]	This feature is not supported.
E1216410	[Message]	No Event.
E1216411	[Message]	Can not use tag-event.
E1216413	[Message]	Start event and end event of timer are not made to the same setup.
E1216414	[Message]	Too many trace-events.

E1216415	[Message]	Path count cannot be set up.
E1216416	[Message]	Address range cannot be set up in event before execution.
E1216417	[Message]	Event conditions number overflow.
E1216418	[Message]	Software DMM conditions number overflow.
E1216419	[Message]	Real-time call conditions number overflow.
E1216420	[Message]	Software break call conditions number overflow.
E1216421	[Message]	Illegal snap condition.
E1216422	[Message]	Too many event conditions cannot be set as Phase1 and Phase2 of event link conditions.
E1216423	[Message]	Software break conditions number which can be set as internal ROM was overflow.
E1216424	[Message]	Software break can not be set, because internal instruction RAM area is invalid.
E1217176	[Message]	Illegal memory bank setting.
E1220480	[Message]	Illegal device file type.
E1220481	[Message]	Not enough memory.
E1220482	[Message]	Can not open device file.
E1220483	[Message]	Reading of device file went wrong.
E1220484	[Message]	Can not close device file.
E1220485	[Message]	Illegal device file format.
E1220486	[Message]	Failed in initializing Emulator.
E1220487	[Message]	Device file has broken or error is in a file.
E1220488	[Message]	Can not open device file.
E1220489	[Message]	Can not open ie703000.ie.
E1220490	[Message]	Specified device file is illegal version.
E1220492	[Message]	Failed in reading expc.ini.
E1220493	[Message]	Not enough memory.
E1221248	[Message]	Illegal device file type.
E1221249	[Message]	Not enough memory.
E1221250	[Message]	Can not open database file.
E1221251	[Message]	Reading of database file went wrong.
E1221252	[Message]	Can not close database file.
E1221253	[Message]	Illegal database file format.
E1221254	[Message]	Database information has been already initialized.
E1221255	[Message]	Database information does not exist.
E1221256	[Message]	Can not open specified database file.
E1221257	[Message]	Specified database file is illegal version.
E1224576	[Message]	Current function does not exist.
E1224577	[Message]	Illegal symbol name.
E1224578	[Message]	Illegal condition.
E1224579	[Message]	Illegal function name.

E1224580	[Message]	Overflowed output buffer size.
E1224581	[Message]	Illegal expression.
E1228672	[Message]	Illegal mode.
E1228673	[Message]	User program is running.
E1228674	[Message]	User program has been stopped.
E1228675	[Message]	Trace enabled.
E1228676	[Message]	Trace memory is not set.
E1228677	[Message]	Function return address does not exist, can not do step execution.
E1228690	[Message]	Not enough memory.
E1228926	[Message]	Bus hold error.
E1228927	[Message]	Can not communicate with Emulator.
	[Action by User]	<ul style="list-style-type: none"> - There may have been an error in the USB communication (e.g. power or cable disconnected), or the IECUBE may be malfunctioning. [IECUBE] Select [Debug]->[Disconnect from Debug Tool], then turn off the power to the IECUBE. After checking the connection, turn the power of the IECUBE back on, then select [Debug]->[Connect to Debug Tool] to reconnect. - There may have been an error in the USB connection (e.g. power or cable disconnected), or the MINICUBE or MINICUBE2 may be malfunctioning. [MINICUBE] [MINICUBE2] Select [Debug]->[Disconnect from Debug Tool]. After checking the connection, turn the power back on, then select [Debug]->[Connect to Debug Tool] to reconnect.
E1230721	[Message]	Canceled step wait.
E1230722	[Message]	End waiting state of step execution was canceled.
E1232512	[Message]	Aborted step execution.
E1232514	[Message]	Suspended step execution.
E1232515	[Message]	Failed in canceling RUN/STEP.
E1232516	[Message]	Can not execute non-mapped area.
E1232517	[Message]	This feature is not supported.
E1232768	[Message]	Specified file was not found.
E1232769	[Message]	Illegal line number.
E1232770	[Message]	Current information is not set.
E1232771	[Message]	Illegal address.
E1232772	[Message]	This feature is not supported.
E1236864	[Message]	Specified register symbol does not exist.
E1236865	[Message]	Specified register symbol ID does not exist.
E1236866	[Message]	Illegal value.
E1236867	[Message]	Illegal condition.
E1236868	[Message]	Too large register size.
E1236869	[Message]	This feature is not supported.
E1236870	[Message]	Please change PSW register not by 1-bit but by 8-bits.
E1240961	[Message]	Illegal expression.

E1240962	[Message]	Start address is bigger than the end address.
E1240963	[Message]	Illegal source path.
E1240964	[Message]	Too long expression.
E1240965	[Message]	Not enough memory.
E1240966	[Message]	Illegal argument.
E1240967	[Message]	Illegal program number.
E1240968	[Message]	Source path is not set.
E1240969	[Message]	File not found.
E1240970	[Message]	Can not open file.
E1240971	[Message]	Can not close file.
E1240972	[Message]	Failed in reading file.
E1240973	[Message]	Not source file of load module.
E1240974	[Message]	Illegal line number.
E1240975	[Message]	Variable does not exist.
E1240976	[Message]	Can not communicate with Emulator.
	[Action by User]	<p>- There may have been an error in the USB communication (e.g. power or cable disconnected), or the IECUBE may be malfunctioning. [IECUBE] Select [Debug]->[Disconnect from Debug Tool], then turn off the power to the IECUBE. After checking the connection, turn the power of the IECUBE back on, then select [Debug]->[Connect to Debug Tool] to reconnect.</p> <p>- UThere may have been an error in the USB connection (e.g. power or cable disconnected), or the MINICUBE or MINICUBE2 may be malfunctioning. [MINICUBE] [MINICUBE2] Select [Debug]->[Disconnect from Debug Tool]. After checking the connection, turn the power back on, then select [Debug]->[Connect to Debug Tool] to reconnect.</p>
E1240977	[Message]	Can not access register.
E1240978	[Message]	Can not access memory.
E1240979	[Message]	Reading of file went wrong.
E1240980	[Message]	It was going to open the binary file.
E1240981	[Message]	Can not get temporary path.
E1240982	[Message]	Can not create temporary file.
E1240983	[Message]	Can not remove temporary file.
E1240992	[Message]	This feature is not supported.
E1240993	[Message]	Symbol assigned to register cannot be specified.
E1240994	[Message]	The character which cannot be used for the folder is contained or the folder does not exist.
E1245056	[Message]	Illegal command line.
E1245057	[Message]	Program information does not exist in specified load module file.
E1245058	[Message]	File not found.
E1245059	[Message]	Function not found.
E1245060	[Message]	Selected load module different from kind(Chip) was loaded.

E1245061	[Message]	Symbol not found.
E1245064	[Message]	Illegal expression.
E1245065	[Message]	Not enough memory.
E1245066	[Message]	Illegal symbol in load module file.
E1245067	[Message]	Current program does not exist.
E1245068	[Message]	Current file does not exist.
E1245069	[Message]	Current function does not exist.
E1245070	[Message]	Current line does not exist.
E1245071	[Message]	Tag not found.
E1245072	[Message]	Failed in loading symbol information.
E1245073	[Message]	Illegal line number.
E1245074	[Message]	Too large line number.
E1245077	[Message]	Reading of file went wrong.
E1245078	[Message]	Can not open file.
E1245079	[Message]	Failed in writing file.
E1245081	[Message]	Reading of file went wrong.
E1245082	[Message]	Can not close file.
E1245083	[Message]	Too long load module file name.
E1245084	[Message]	Too many entries of the task kind .
E1245085	[Message]	Address not found.
E1245087	[Message]	Can not find structure member.
E1245088	[Message]	Can not find value.
E1245089	[Message]	There are neither debug information nor symbol information in load module file.
E1245090	[Message]	Illegal line number.
E1245091	[Message]	Current stack frame is not active.
E1245092	[Message]	Different section.
E1245094	[Message]	Too many array dimensions (> 4).
E1245095	[Message]	Found end of file.
E1245096	[Message]	This feature is not supported.
E1245097	[Message]	Illegal address.
E1245098	[Message]	Can not communicate with Emulator.
	[Action by User]	<ul style="list-style-type: none"> - There may have been an error in the USB communication (e.g. power or cable disconnected), or the IECUBE may be malfunctioning. [IECUBE] Select [Debug]->[Disconnect from Debug Tool], then turn off the power to the IECUBE. After checking the connection, turn the power of the IECUBE back on, then select [Debug]->[Connect to Debug Tool] to reconnect. - There may have been an error in the USB connection (e.g. power or cable disconnected), or the MINICUBE or MINICUBE2 may be malfunctioning. [MINICUBE] [MINICUBE2] Select [Debug]->[Disconnect from Debug Tool]. After checking the connection, turn the power back on, then select [Debug]->[Connect to Debug Tool] to reconnect.

E1245099	[Message]	Can not stack trace with current PC value.
E1245100	[Message]	Too many blocks for one function.
E1245101	[Message]	Illegal argument.
E1245102	[Message]	The file does not exist in the SOURCE PATH.
E1245103	[Message]	Information has been deleted because of optimization.
E1245104	[Message]	Monitor timed out.
E1245105	[Message]	Already set in memory.
E1245106	[Message]	Out of scope.
E1245107	[Message]	LP is not stored.
E1245108	[Message]	Return execution from present PC position cannot be performed.
	[Action by User]	Return cannot be executed if the PC is located at other than the start address of a source line (an error appears). Since it is not at the start address of a source line immediately after executing a return, it is not possible to execute returns consecutively. Execute a return after executing a step at the source level, so that the PC indicates the start address of the next line.
E1245109	[Message]	Return-out execution from current PC position cannot be performed, please execute source mode step before return-out execution
E1245111	[Message]	Too Many Line-Numbers Information.
E1245112	[Message]	Compiler version mismatch.
E1245113	[Message]	Failed in loading debug information.
E1245114	[Message]	No more section information.
E1245120	[Message]	Specified file is not load module.
E1245121	[Message]	Too many files in load module to download.
E1245870	[Message]	Illegal port number.
E1245871	[Message]	Illegal port name.
E1245872	[Message]	Illegal port position.
E1245873	[Message]	Illegal increment number.
E1245874	[Message]	Port for memory bank is not set.
E1245875	[Message]	Illegal bank number.
E1245876	[Message]	Area for memory bank is not set.
E1249153	[Message]	Can not open file.
E1249154	[Message]	Can not close file.
E1249155	[Message]	Reading of file went wrong.
E1249156	[Message]	Reading of file went wrong.
E1249157	[Message]	Illegal file type.
E1249158	[Message]	Kind(Chip) of load module is illegal.
E1249159	[Message]	Specified file is not load module.
E1249160	[Message]	[78K0][78K0R] Specified load module file (COFF) is old version.
	[Message]	[V850] Specified load module file (ELF) is old version.
E1249161	[Message]	Not enough memory.

E1249162	[Message]	No mapped address was accessed.
E1249163	[Message]	Load module is not loaded.
E1249164	[Message]	Illegal argument.
E1249165	[Message]	User program is running.
E1249166	[Message]	User program is being traced.
E1249167	[Message]	Interrupted.
E1249168	[Message]	Can not communicate with Emulator.
	[Action by User]	<p>- There may have been an error in the USB communication (e.g. power or cable disconnected), or the IECUBE may be malfunctioning. [IECUBE] Select [Debug]->[Disconnect from Debug Tool], then turn off the power to the IECUBE. After checking the connection, turn the power of the IECUBE back on, then select [Debug]->[Connect to Debug Tool] to reconnect.</p> <p>- There may have been an error in the USB connection (e.g. power or cable disconnected), or the MINICUBE or MINICUBE2 may be malfunctioning. [MINICUBE] [MINICUBE2] Select [Debug]->[Disconnect from Debug Tool]. After checking the connection, turn the power back on, then select [Debug]->[Connect to Debug Tool] to reconnect.</p>
E1249169	[Message]	Illegal load module file format.
E1249170	[Message]	Check sum error.
E1249171	[Message]	Too wide address range to upload (> 1M byte).
E1249172	[Message]	Failed in writing file.
E1249173	[Message]	Illegal program number.
E1249174	[Message]	Load information is full.
E1249176	[Message]	Specified file is not load module.
E1249177	[Message]	Failed in writing memory.
E1249179	[Message]	Programmable-IOR address not specified.
E1249182	[Message]	Flash erase is not supported.
E1249183	[Message]	This feature is not supported.
E1249185	[Message]	The debugger can't download at high speed because the object file has the code out of the internal ROM and the internal RAM.
E1249186	[Message]	Please specify the start address and area by 4 bytes boundary.
E1253248	[Message]	Error occurred inside debugger.
E1253249	[Message]	Not enough memory.
E1253250	[Message]	Failed in reading initialization file (expc.ini).
E1253251	[Message]	Emulator is not connected.
E1253252	[Message]	Can not find Dynamic Link Library.
E1257344	[Message]	Illegal argument.
E1257345	[Message]	Illegal start address.
E1257346	[Message]	Illegal end address.
E1257347	[Message]	Too large size.
E1257348	[Message]	Can not open file.

E1257349	[Message]	Failed in reading file.
E1257350	[Message]	Reading of file went wrong.
E1257351	[Message]	Failed in writing file.
E1257352	[Message]	Not enough memory.
E1257353	[Message]	Illegal file format.
E1257354	[Message]	Verification error.
E1257360	[Message]	This feature is not supported.
E1257361	[Message]	Load it outside the mapping area.
E1265535	[Message]	Interrupted.
E1310000	[Message]	Can't allocatememory.
	[Explanation]	Could not obtain memory required for processing.
	[Action by User]	Close other applications or increase Windows' virtual memory, then acquire the memory.
E1310001	[Message]	Can't open file.
	[Explanation]	Could not open the specified file.
	[Action by User]	Make sure that the file exists, and check its attributes.
E1310002	[Message]	Illegal file format.
	[Explanation]	The format of the specified file is invalid.
	[Action by User]	Make sure that the attributes of the specified file (Open File dialog box) are correct, and check the contents of the file.
E1310003	[Message]	Can't write file.
	[Explanation]	Could not write to the specified file.
	[Action by User]	Make sure that the file exists, check its attributes, and make sure that there is enough disk space.
E1310180	[Message]	Ausermodel file is not specified.
	[Explanation]	No user model file was specified for loading a user model into the configuration file.
	[Action by User]	Specify a user model file.
E1310181	[Message]	Can't open the usermodel file.
	[Explanation]	Cannot open the specified user model file, or there is no MakeUserModel function.
	[Action by User]	Make sure that the file exists, check its attributes, and make sure that the MakeUser-Model function exists.
E1310200	[Message]	The pin name is invalid.
	[Explanation]	The specified terminal name is incorrect (target device does not exist).
	[Action by User]	Specify the terminal name for an existing target device.
E1310440	[Message]	Programis running.
	[Explanation]	Processing cannot be performed in the timing chart because the program is running.
	[Action by User]	Perform the action after halting program execution.
E1310500	[Message]	Correspondence of loop is not correct.
	[Explanation]	The loop starts and ends do not correctly correspond in the Signal Data editor.
	[Action by User]	Correct the corresponding loop starts and ends.

E1310501	[Message]	The data number exceededmaximum.
	[Explanation]	The data number (line number) in the Signal Data editor has exceeded the maximum value (1,048,576).
	[Action by User]	Edit it so that the maximum value is not exceeded.
E1310502	[Message]	The pin name is invalid.
	[Explanation]	The specified terminal name in the Signal Data editor is incorrect (target device does not exist).
	[Action by User]	Specify the terminal name for an existing target device.
E1310503	[Message]	Illegal loop count.
	[Explanation]	The loop count in the Loop Setup dialog box is invalid or outside the valid range (0 to 99).
	[Action by User]	Specify a correct value.
E1310700	[Message]	The pin name is invalid.
	[Explanation]	The specified terminal name in the I/O panel is incorrect (target device does not exist).
	[Action by User]	Specify the terminal name for an existing target device.
E1310702	[Message]	Illegal thickness of line.
	[Explanation]	The line weight specified in the I/O panel Style Settings is invalid or outside the valid range (1 to 100).
	[Action by User]	Specify a correct value.
E1310703	[Message]	Illegal hold time.
	[Explanation]	The hold time specified in the I/O panel Input Component Settings is invalid or outside the valid range (0.001 to 999).
	[Action by User]	Specify a correct value.
E1310704	[Message]	Illegalmuximuminput.
	[Explanation]	The maximum input value specified in the I/O panel Level Gauge Settings is invalid or outside the valid range (1 to 65,535).
	[Action by User]	Specify a correct value.
E1310710	[Message]	Abitmap path is not specified.
	[Explanation]	In the I/O panel, under Add Bitmap, one or both of the active and inactive bitmaps are not set.
	[Action by User]	Specify a bitmap file.
E1310711	[Message]	Abitmap path is invalid.
	[Explanation]	In the I/O panel, under Add Bitmap, the specified bitmap file is incorrect.
	[Action by User]	Make sure that the file exists, and check its attributes.
E1310720	[Message]	Illegal active voltage(s). Please input positive integer(s).
	[Explanation]	In the I/O panel, under Analog Button Settings, non-numeric characters have been entered for the active voltage.
	[Action by User]	Enter a correct value.

E1310721	[Message]	Illegal inactive voltage. Please input a positive integer.
	[Explanation]	In the I/O panel, under Analog Button Settings, non-numeric characters have been entered for the inactive voltage.
	[Action by User]	Enter a correct value.
E1310722	[Message]	The value of active voltage(s) is over the range.
	[Explanation]	In the I/O panel, under Analog Button Settings, the active voltage is outside the valid range (0 to 65,535).
	[Action by User]	Enter a correct value.
E1310723	[Message]	The value of inactive voltage is over the range.
	[Explanation]	In the I/O panel, under Analog Button Settings, the inactive voltage is outside the valid range (0 to 65,535).
	[Action by User]	Enter a correct value.
E1310724	[Message]	Illegal default voltage.
	[Explanation]	The initial voltage specified in the I/O panel Level Gauge Settings is invalid or outside the valid range (0 to the maximum input value setting).
	[Action by User]	Enter a correct value.
E1310730	[Message]	Can't change any properties while program is running.
	[Explanation]	The object property sheet cannot be manipulated in the I/O panel while the program is running.
	[Action by User]	Perform the action after halting program execution.
E1310740	[Message]	Program is running.
	[Explanation]	Processing cannot be performed in the I/O panel because the program is running.
	[Action by User]	Perform the action after halting program execution.
E1310800	[Message]	The interface address is invalid.
	[Explanation]	The setting interface address is invalid in standard library interface page.
	[Action by User]	Set a correct value.
E1310900	[Message]	Illegal baudrate value.
	[Explanation]	The baud rate specified in the Format Settings dialog box (UART) is not a valid number.
	[Action by User]	Refer to the User's Manual for the device, and specify an integral value within the appropriate range.
E1310901	[Message]	Illegal transfer clock value.
	[Explanation]	The transfer clock value specified in the Format Settings dialog box (CSI) is not a valid number.
	[Action by User]	Refer to the User's Manual for the device, and specify an integral value within the appropriate range.
E1310902	[Message]	Illegal data bit length.
	[Explanation]	The data bit length set in the Format Settings dialog box (UART) or Format Settings dialog box (CSI) is outside the valid range (integral value of 32 or lower).
	[Action by User]	Specify an integral value in the valid range.

E1319999	[Message]	The internal error occurred.
	[Explanation]	An internal error has occurred.
	[Action by User]	Please contact your vendor or your Renesas Electronics overseas representative.
E1400000	[Message]	Internal Error.
	[Action by User]	Please contact your vendor or your Renesas Electronics overseas representative.
E1400001	[Message]	Out of memory.
	[Action by User]	There is not enough memory. Close other applications and start this program again.
E1401101	[Message]	Cannot find system library (<i>file name</i>).
	[Action by User]	Make sure that the correct standard libraries are in place.
E1411020	[Message]	Cannot find option file (<i>file name</i>).
	[Action by User]	Make sure that the option file exists.
E1411030	[Message]	Cannot read option file (<i>file name</i>).
	[Action by User]	Make sure that the option file is readable.
E1401104	[Message]	Broken option file (<i>file name</i>).
	[Action by User]	Create the option file again.
E1401200	[Message]	Broken object file (<i>file name</i>).
	[Action by User]	Rebuild and create the object file again.
E1401202	[Message]	Cannot find object file (<i>file name</i>).
	[Action by User]	Rebuild and create the object file again.
E1401203	[Message]	Cannot read object file (<i>file name</i>).
	[Action by User]	Make sure that the object file is readable.
E1401204	[Message]	Cannot find library (<i>file name</i>).
	[Action by User]	Make sure that the specified library file exists.
E1401205	[Message]	Cannot read library (<i>file name</i>).
	[Action by User]	Make sure that the library file is readable.
E1401206	[Message]	Broken library file (<i>file name</i>).
	[Action by User]	Make sure that there are no problems with the library file, and generate the library again.
E1401404	[Message]	Specified device (<i>device name</i>) has no memory bank.
	[Action by User]	This tool could not be started because the bank feature is not implemented on your device.
E1401500	[Message]	Cannot find assemble list file (<i>file name</i>).
	[Action by User]	The assembly list file was not found. From the [Assemble Options] tab, under the [Assemble List] category, set the [Output with assemble list info] property to [Yes].
E1401501	[Message]	Cannot read assemble list file (<i>file name</i>).
	[Action by User]	Make sure that the assembly list file is readable.
E1401502	[Message]	Cannot close assemble list file (<i>file name</i>).
	[Action by User]	Failed to close the assembly list file.

E1401503	[Message]	Broken assemble list file (<i>file name</i>).
	[Action by User]	Rebuild, and output the assembly list file again.
E1401504	[Message]	Cross-reference list not found in assemble list file (<i>file name</i>).
	[Action by User]	From the [Assemble Options] tab, under the [Assemble List] category, set the [Output with cross reference list] property to [Yes (-x)].
E1401600	[Message]	Cannot create reference information file (<i>file name</i>).
	[Action by User]	Make sure that the file can be created.
E1401601	[Message]	Cannot write reference information file (<i>file name</i>).
	[Action by User]	Make sure that the file is writeable.
E1401602	[Message]	Cannot close reference information file (<i>file name</i>).
	[Action by User]	Failed to close reference information file.
E1401700	[Message]	Cannot create replacement information file (<i>file name</i>).
	[Action by User]	Make sure that the file can be created.
E1401701	[Message]	Cannot write replacement information file (<i>file name</i>).
	[Action by User]	Make sure that the file is writeable.
E1401702	[Message]	Cannot close replacement information file (<i>file name</i>).
	[Action by User]	Failed to close reference information file.
E1401800	[Message]	Cannot create object information file (<i>file name</i>).
	[Action by User]	Make sure that the file can be created.
E1401801	[Message]	Cannot write object information file (<i>file name</i>).
	[Action by User]	Make sure that the file is writeable.
E1401802	[Message]	Cannot close function information file (<i>file name</i>).
	[Explanation]	Failed to close advanced object information file.
E1401900	[Message]	Cannot create function information file (<i>file name</i>).
	[Action by User]	Make sure that the file can be created.
E1401901	[Message]	Cannot write function information file (<i>file name</i>).
	[Action by User]	Make sure that the file is writeable.
E1401902	[Message]	Cannot close function information file (<i>file name</i>).
	[Explanation]	Failed to close function information file.
E1600000	[Message]	The cref file is not found. Please confirm the path name. " <i>Path</i> "
	[Explanation]	The cref file was not found because the path name or file name is invalid.
	[Action by User]	Specify the path of an existing cref file.
E1600001	[Message]	The format of the cref file is illegal. Please confirm the file or the path name. " <i>Path</i> "
	[Explanation]	The cref file is invalid, or a non-cref file was entered.
	[Action by User]	Enter a valid cref file.
E1600002	[Message]	Can not write the output file. " <i>File</i> "
	[Action by User]	Specify a valid path. If the file exists, make sure that you have write privileges for it.
E1700000	[Message]	Failed in the initialization of PythonConsole.
	[Action by User]	Reinstall CubeSuite.

E1700001	[Message]	Failed in the preservation of the content displayed in PythonConsole.
	[Action by User]	Check the save destination of the file.
E1700010	[Message]	Failed in the setting of PythonConsole.
	[Action by User]	Restart CubeSuite. If this does not resolve the problem, reinstall CubeSuite.
E1700011	[Message]	Failed in an optional setting of PythonConsole.
	[Action by User]	Restart CubeSuite.
E1700100	[Message]	Failed in the analysis of the input character string.
E1700200	[Message]	Failed in the reflection history.
E1700201	[Message]	Failed in add history.
E1700202	[Message]	Failed in get history.
E1700203	[Message]	Failed in clear history.
E1710000	[Message]	The exception was generated by Python function for Cubesuite. [direct cause] <i>error message</i>
E1710001	[Message]	The debugger is not connected. Please connect it with the debugger.
	[Action by User]	Connect with a debugger.
E1710002	[Message]	Failed to start the debugger.
E1710003	[Message]	Failed to stop the debugger.
E1710004	[Message]	The input memory option is illegal. Please input either Byte, HalfWord or Word when you specify the access size.
	[Action by User]	Specify MemoryOption.Byte, MemoryOption.HalfWord or MemoryOption.Word.
E1710005	[Message]	The input value is illegal. Please input the value within the range of 0 - 4294967295.
	[Action by User]	Specify the value within the range of 0 - 4294967295.
E1710006	[Message]	The input address is illegal. Please confirm the address.
	[Action by User]	Specify a correct address.
E1710007	[Message]	It was not possible to write it at the specified address.
E1710008	[Message]	Failed to read from the specified address.
E1710009	[Message]	The specified option is illegal. Please input either Copy or Fill.
E1710010	[Message]	Failed in copy.
E1710011	[Message]	Failed in fill.
E1710012	[Message]	The input option is illegal. Please input Coverage to specify UploadOption only.
E1710013	[Message]	Failed to save the coverage data. [direct cause] <i>error message</i>
E1710014	[Message]	The type of the input address is illegal. Please input either a numerical value or a character string.
	[Action by User]	Enter a figure or a character string to the address.
E1710015	[Message]	Failed to identify the address. Please confirm the address.
E1710016	[Message]	The input address value is illegal. Please input the value within the range of 0 - 4294967295.

E1710017	[Message]	The file already exists.
	[Explanation]	This message is shown, when the overwrite option is not specified and a file exists at an upload destination.
	[Action by User]	Specify the overwrite option or change the upload destination or delete a file in an upload destination.
E1710018	[Message]	The specified upload option is illegal.
E1710019	[Message]	Failed in upload. [direct cause] <i>error message</i>
E1710020	[Message]	Failed to run the program. [direct cause] <i>error message</i>
E1710021	[Message]	Specified RunOption is illegal.
E1710022	[Message]	Failed to step-in/step-over. [direct cause] <i>error message</i>
E1710023	[Message]	Specified StepOption is illegal.
E1710024	[Message]	Failed to stop the debugging tool. [direct cause] <i>error message</i>
E1710025	[Message]	Failed to display the stack trace. [direct cause] <i>error message</i>
E1710026	[Message]	Failed to obtain the PC value. [direct cause] <i>error message</i>
E1710027	[Message]	Failed to clear the coverage data. [direct cause] <i>error message</i>
E1710028	[Message]	The function name must be specified.
E1710029	[Message]	Failed to read the coverage data. [direct cause] <i>error message</i>
E1710030	[Message]	Failed to obtain the coverage data.
E1710031	[Message]	XRunBreak can only be used in the simulator environment.
E1710032	[Message]	The specified XRun Break option is illegal.
E1710033	[Message]	The unit of the input break set time is illegal. Please input the value within the range of 0 - 4.
E1710034	[Message]	Failed to set XRunBreak. [direct cause] <i>error message</i>
E1710035	[Message]	Failed to refer XRunBreak. [direct cause] <i>error message</i>
E1710036	[Message]	Sum of time-tag can only be used in the simulator environment.
E1710037	[Message]	Cannot use the sum of time-tag option.
E1710038	[Message]	The trace control mode can only be used in the simulator and IECUBE environment.
E1710039	[Message]	Cannot use the trace control mode option.
E1710040	[Message]	The trace complement can only be used in the IECUBE environment.
E1710041	[Message]	Cannot use the trace complement option.
E1710042	[Message]	The input option is illegal. Please input either Clear, Addup, Mode or Complement.

E1710043	[Message]	The input option is illegal. Please input either Addup or Complement.
E1710044	[Message]	The input trace mode is illegal. Please input either FullBreak, FullStop or NonStop.
E1710045	[Message]	Failed to obtain the trace data. [direct cause] <i>error message</i>
E1710046	[Message]	No trace data.
E1710047	[Message]	Failed to write in. [direct cause] <i>error message</i>
E1710048	[Message]	Failed to reset. [direct cause] <i>error message</i>
E1710049	[Message]	Failed to execute the procedure step. [direct cause] <i>error message</i>
E1710050	[Message]	Could not find the specified file.
E1710051	[Message]	Please input the script file name.
E1710052	[Message]	Failed to return out. [direct cause] <i>error message</i>
E1710053	[Message]	NoSymbol and SymbolOnly cannot be specified simultaneously.
E1710054	[Message]	Failed to execute the go command.
E1710055	[Message]	The coverage function is not supported in this debugger.
E1710056	[Message]	The coverage function is not supported in this environment.
E1710057	[Message]	The error occurred by referring to the coverage function. [direct cause] <i>error message</i>
E1710058	[Message]	The function is not supported in this debugger.
E1710059	[Message]	The function is not supported in this environment.
E1710060	[Message]	The error occurred by referring to the function function. [direct cause] <i>error message</i>
E1710061	[Message]	The open break function is not supported in this debugger.
E1710062	[Message]	The open break function is not supported in this environment.
E1710063	[Message]	The error occurred by the open break reference. [direct cause] <i>error message</i>
E1710064	[Message]	The timer function is not supported in this debugger.
E1710065	[Message]	The timer function is not supported in this environment.
E1710066	[Message]	The error occurred by referring to the timer function. [direct cause] <i>error message</i>
E1710067	[Message]	The trace function is not supported in this debugger.
E1710068	[Message]	The trace function is not supported in this environment.
E1710069	[Message]	The error occurred by referring to the trace facility. [direct cause] <i>error message</i>
E1710070	[Message]	The error occurred by setting the coverage function. [direct cause] <i>error message</i>
E1710071	[Message]	The error occurred by setting the function function. [direct cause] <i>error message</i>

E1710072	[Message]	The error occurred by setting the open break function. [direct cause] <i>error message</i>
E1710073	[Message]	The error occurred by setting the timer function. [direct cause] <i>error message</i>
E1710074	[Message]	The error occurred by setting the trace function. [direct cause] <i>error message</i>
E1710075	[Message]	The specified option is illegal.
E1710076	[Message]	The input value is illegal. Please input either a character string or a numerical value.
E1710077	[Message]	Failed to obtain the download information. [direct cause] <i>error message</i>
E1710078	[Message]	Failed to obtain the download property.
E1710079	[Message]	Failed to set the download property.
E1710080	[Message]	Failed to generate the download information.
E1710081	[Message]	Failed in download. [direct cause] <i>error message</i>
E1710082	[Message]	Failed in the line assembly. [direct cause] <i>error message</i>
E1710083	[Message]	Cannot specify the bank number.
	[Action by User]	Don't specify the bank number.
E1710084	[Message]	The specified register was not found.
	[Action by User]	Specify the existing register name.
E1710085	[Message]	Failed to obtain the register value. [direct cause] <i>error message</i>
E1710086	[Message]	Failed to set the register value. [direct cause] <i>error message</i>
E1710087	[Message]	Failed in erase. [direct cause] <i>error message</i>
E1710088	[Message]	The specified option is illegal.
E1710089	[Message]	Could not find the specified variable.
E1710090	[Message]	Failed to read the value of the variable. [direct cause] <i>error message</i>
E1710091	[Message]	Failed to set the value of the variable. [direct cause] <i>error message</i>
E1710092	[Message]	Failed to delete the XRunBreak. [direct cause] <i>error message</i>
E1710093	[Message]	Failed to display the editor panel. [direct cause] <i>error message</i>
E1710094	[Message]	Failed to display the disassembly panel. [direct cause] <i>error message</i>
E1710095	[Message]	Failed to display the memory panel. [direct cause] <i>error message</i>
E1710096	[Message]	The specified MemoryOption is not supported in this environment.

E1710097	[Message]	Please specify 0xyyy - 0xzzz when you specify xxx in the memory option.
E1710098	[Message]	Failed to obtain the memory option.
E1710099	[Message]	Failed to set the memory option.
E1710100	[Message]	Failed to read the IE register.
E1710101	[Message]	Please check the connection to the debugger.
E1710102	[Message]	Failed to set the IE register.
E1710103	[Message]	Failed to refer to the DCU register.
E1710104	[Message]	Failed to set the DCU register.
E1710105	[Message]	The specified MapType is illegal.
E1710106	[Message]	Please specify the chip select information.
E1710107	[Message]	Failed to generate the mapping information. [direct cause] <i>error message</i>
E1710108	[Message]	Failed to set the mapping information. [direct cause] <i>error message</i>
E1710109	[Message]	Stack information cannot be trusted.
E1710110	[Message]	The breakpoint is not set.
E1710111	[Message]	Failed to delete the breakpoint. [direct cause] <i>error message</i>
E1710112	[Message]	The specified break event was not found.
	[Action by User]	Specify the existing break event number.
E1710113	[Message]	Failed to enable the specified breakpoint. [direct cause] <i>error message</i>
E1710114	[Message]	Failed to disable the specified breakpoint. [direct cause] <i>error message</i>
E1710115	[Message]	Address condition is not set.
E1710116	[Message]	Failed to set the breakpoint. [direct cause] <i>error message</i>
E1710117	[Message]	The specified break event type is illegal. [direct cause] <i>error message</i>
	[Action by User]	Specify a correct break event type.
E1710118	[Message]	Failed to disconnect the debugger. [direct cause] <i>error message</i>
E1710119	[Message]	Failed to connect to the debugger. [direct cause] <i>error message</i>
E1710120	[Message]	The specified register was not found.
	[Action by User]	Specify the existing register name.
E1710121	[Message]	The specified debug tool is not supported.
	[Action by User]	Use a simulator or MINICUBE, MINICUBE2, IECUBE.
E1710122	[Message]	The input chip select is illegal.
	[Action by User]	Specify the value within the range of cs0 - cs7.

E1710123	[Message]	Cannot change to the specified debug tool.
	[Action by User]	Specify the debug tool it's possible to change.
E1710124	[Message]	Please connect to the debug tool before downloading.
	[Action by User]	Connect to the debug tool before downloading.
E1710125	[Message]	Cannot set the specified map type.
E1710126	[Message]	Please connect to the debug tool before executing the function.
	[Action by User]	Connect to the debug tool before executing.
E1710127	[Message]	The specified function was not found.
	[Action by User]	Make sure that the function name exists and specify the existing function name.
E1710128	[Message]	The coverage data can only be uploaded in the simulator environment.
	[Action by User]	Upload in the simulator environment.
E1710129	[Message]	Cannot upload the coverage data.
	[Action by User]	Upload a coverage on the platform which is being supported.
E1710130	[Message]	The recycling setting of the coverage data is set to No.
	[Action by User]	Set to Yes the recycling setting of the coverage data before uploading.
E1710131	[Message]	Please connect to the debugtool before debugging.
	[Action by User]	Connect to the debug tool before continuation executing.
E1710132	[Message]	The platform is not supported.
E1710133	[Message]	Illegal BreakStatus was returned.
E1710134	[Message]	The specified parameter is illegal.
	[Explanation]	This message is shown, when "None" is set in the parameter or the parameter is not specified.

6.3 Abort Errors

Table 6-3. Abort Errors

F0001	[Message]	Missing input file
	[Explanation]	The input source file name has not been specified.
	[Action by User]	The following message is output: Please enter 'cc --' if you want help message Use the --/?/-h option to view the help file and other information, then enter a correct value.
F0002	[Message]	Too many input files
	[Explanation]	Multiple input source file names are specified.
	[Action by User]	The following message is output: Please enter 'cc --' if you want help message Use the --/?/-h option to view the help file and other information, then enter a correct value.
F0003	[Message]	Unrecognized string
	[Explanation]	A value other than an option was entered at the interactive command prompt.
F0004	[Message]	Illegal file name <i>file name</i>
	[Explanation]	There is an error in the format, characters, or length of the specified file name.
F0005	[Message]	Illegal file specification
	[Explanation]	An illegal file name has been specified.
F0006	[Message]	File not found
	[Explanation]	The specified input file was not found.
F0007	[Message]	Input file specification overlapped <i>file name</i>
	[Explanation]	The input file name has been specified more than once.
F0008	[Message]	File specification conflicted <i>file name</i>
	[Explanation]	The input and output files have the same name.
F0009	[Message]	Unable to make file <i>file name</i>
	[Explanation]	The specified output file could not be created because it already exists as a read-only file.
F0010	[Message]	Directory not found
	[Explanation]	The output file name includes a nonexistent drive or folder.
F0011	[Message]	Illegal path
	[Explanation]	The path name parameter option was set to other than a path name.
F0012	[Message]	Missing parameter ' <i>option</i> '
	[Explanation]	A required parameter was not specified.
	[Action by User]	The following message is output: <i>Please enter 'cc --' if you want help message</i> Use the --/?/-h option to view the help file and other information, then enter a correct value.

F0013	[Message]	Parameter not needed ' <i>option</i> '
	[Explanation]	An unneeded optional parameter was specified.
	[Action by User]	The following message is output: <i>Please enter 'cc --' if you want help message</i> Use the --/?/-h option to view the help file and other information, then enter a correct value.
F0014	[Message]	Out of range ' <i>option</i> '
	[Explanation]	The number specified for the optional parameter is out of bounds.
	[Action by User]	The following message is output: <i>Please enter 'cc --' if you want help message</i> Use the --/?/-h option to view the help file and other information, then enter a correct value.
F0015	[Message]	Parameter is too long
	[Explanation]	The optional parameter is longer than the maximum allowable number of characters.
F0016	[Message]	Illegal parameter ' <i>option</i> '
	[Explanation]	There is a syntax error in the optional parameter.
	[Action by User]	The following message is output: <i>Please enter 'cc --' if you want help message</i> Use the --/?/-h option to view the help file and other information, then enter a correct value.
F0017	[Message]	Too many parameters
	[Explanation]	The total number of optional parameters exceeds the maximum limit.
F0018	[Message]	Option is not recognized ' <i>option</i> '
	[Explanation]	An incorrect option was specified.
	[Action by User]	The following message is output: <i>Please enter 'cc --' if you want help message</i> Use the --/?/-h option to view the help file and other information, then enter a correct value.
F0019	[Message]	Parameter file nested
	[Explanation]	The -f option was specified in a parameter file.
	[Action by User]	A parameter file cannot be specified in another parameter file. Modify the file to eliminate nesting.
F0020	[Message]	Parameter file read error
	[Explanation]	Failed to load the parameter file.
F0021	[Message]	Memory allocation failed
	[Explanation]	Failed to allocate memory.
F0024	[Message]	Illegal chip specifier on command line
	[Explanation]	[78K0] The device type in the command is incorrect, or a device name specified via the #pragma directive is located other than at the top of the C source. [78K0R] There is an error in the device type at the command line.
F0033	[Message]	Same category option specified ' <i>option</i> '
	[Explanation]	Opposing options have been specified.
	[Action by User]	The following message is output: <i>Please enter 'cc --' if you want help message</i> Use the --/?/-h option to view the help file and other information, then enter a correct value.

F0061	[Message]	[78K0] Function Information File : Syntax Error near ' <i>error generation point</i> '
	[Explanation]	[78K0] There is a syntax error in the function information file.
F0069	[Message]	[78K0R] EXT_TABLE is mapped out of flash area
	[Explanation]	[78K0R] The flash area branch table has been specified outside the Flash area.
	[Action by User]	[78K0R] Specify a location address for the flash area branch table that equal to or greater than the start address of the Flash area.
F0859	[Message]	[78K0R] Cannot allocate EXT_TABLE out of 'specifiable range'
	[Explanation]	[78K0R] The start address of the flash area branch table is outside the specifiable range.
	[Action by User]	[78K0R] Specify a start address for the flash area branch table that is within the specifiable range.
F0901	[Message]	File I/O error
	[Explanation]	A physical I/O error has occurred during file I/O.
F0902	[Message]	Cannot open 'file name'
	[Explanation]	Cannot open the file.
	[Action by User]	Make sure that the device file is installed on a normal search path. The path can also be specified via the -y option. See the "CubeSuite Build" for details about the -y option.
F0903	[Message]	Cannot open overlay file 'file name'
	[Explanation]	Cannot open the overlay file.
F0904	[Message]	Cannot open temp
	[Explanation]	Cannot open the input temporary file.
F0905	[Message]	Cannot create 'file name'
	[Explanation]	A create file error has occurred.
F0906	[Message]	Cannot create temp
	[Explanation]	An error occurred creating the output temporary file.
	[Action by User]	Make sure that the TMP environment variable is set.
F0907	[Message]	No available data block
	[Explanation]	Cannot create a temporary file due to lack of file space on the drive.
F0908	[Message]	No available directory space
	[Explanation]	Cannot create a temporary file due to lack of folder area on the drive.
F0909	[Message]	R/O : read/only disk
	[Explanation]	Cannot create a temporary file because the drive as a read-only attribute.
F0910	[Message]	R/O file : read/only , file opened read/only mode
	[Explanation]	A write error occurred in the temporary file for one of the following reasons: - There is already a file with the same name as the temporary file on the drive, and it has a read-only attribute. - The output temporary file was opened with a read-only attribute due to an internal inconsistency.

F0911	[Message]	Reading unwritten data , no available directory space
	[Explanation]	An output error occurred for one of the following reasons: - Attempted to input past the EOF. - Could not create a temporary file due to lack of folder area on the drive.
F0912	[Message]	Write error on temp
	[Explanation]	An error occurred writing to the output temporary file.
	[Action by User]	The source expression is complex (e.g. deeply nested), and there is a possibility of cause. Please contact your vendor or your Renesas Electronics overseas representative.
F0913	[Message]	[78K0] Requires MS-DOS V2.11 or greater
	[Explanation]	[78K0] The OS is not MS-DOS (version 2.11 or higher)
F0914	[Message]	Insufficient memory in hostmachine
	[Explanation]	Could not launch CC due to lack of memory.
	[Action by User]	Increase the free area in conventional memory.
F0922	[Message]	Heap overflow : please retry compile without -QJ
	[Explanation]	A memory overflow occurred during jump optimization. The code must be re-compiled without the -qj option.
F0923	[Message]	Illegal device file format
	[Explanation]	Referenced a device file with an old format.
F0924	[Message]	[78K0R] Out of range. please retry compile without -QT
	[Explanation]	[78K0R] The branching distance in the branch table of a switch statement exceeds 64 Kbytes.
	[Action by User]	[78K0R] The code must be re-compiled without the -qt option.
F1001	[Message]	out of memory
	[Explanation]	Not enough memory.
F1002	[Message]	cannot recover from previous errors
	[Explanation]	Processing cannot continue due to previous errors.
F1102	[Message]	invalid argument of option ' <i>option</i> '
	[Explanation]	The argument of option <i>option</i> is invalid.
F1103	[Message]	nested command file ' <i>file</i> '
	[Explanation]	Command file <i>file</i> is nested. Nesting is not allowed.
F1104	[Message]	Argument of -reg option requires 22, 26 or 32.
	[Explanation]	Specify 22, 26, or 32 as the argument to the -reg option.
F1105	[Message]	cannot use ' <i>option1</i> ' option with ' <i>option2</i> ' option
	[Explanation]	Option <i>option1</i> and option <i>option2</i> cannot be specified simultaneously.
F1106	[Message]	cannot specify output file name of -o with many source files.
	[Explanation]	An output file name cannot be specified with the -o option if multiple source files are input.
F1107	[Message]	Register ' <i>rnum</i> ' is reserved for compiler system.
	[Explanation]	Register <i>rnum</i> is reserved by the compiler system.

F1202	[Message]	<i>module</i> : not found
	[Explanation]	Could not find module <i>module</i> to launch.
F1203	[Message]	<i>module</i> : exec failed
	[Explanation]	Failed to execute module <i>module</i> .
F1292	[Message]	too long argument
	[Explanation]	The arguments at module execution time exceed 1024 bytes. Make the arguments into a command file.
F1302	[Message]	' <i>file</i> ': illegal output file name
	[Explanation]	The output file name <i>file</i> specified via the -o option cannot be the same as the name of the input file. Specify a name other than <i>file</i> .
F1303	[Message]	cannot open file ' <i>file</i> '
	[Explanation]	Could not open file <i>file</i> .
F1304	[Message]	cannot create temporary directory
	[Explanation]	Cannot create a working folder for the creation of temporary files.
F1306	[Message]	cannot open temporary file ' <i>file</i> '
	[Explanation]	Cannot open temporary file <i>file</i> .
F1309	[Message]	' <i>file</i> ': illegal output file name of <i>option</i>
	[Explanation]	The name of the output file name <i>file</i> specified via the option <i>option</i> cannot be the same as the name of the input file. Change the name to other than <i>file</i> .
F1310	[Message]	cannot create directory ' <i>dir</i> '
	[Explanation]	Cannot create folder <i>dir</i> .
F1311	[Message]	cannot find device file
	[Explanation]	The device file was not found.
F2001	[Message]	[78K0][78K0R] Missing input file
	[Explanation]	[78K0][78K0R] No input file specified.
	[Action by User]	[78K0][78K0R] Specify an input file.
	[Message]	[V850] illegal command path
	[Explanation]	[V850] The specified command path is invalid.
F2002	[Message]	[78K0][78K0R] Too many input files
	[Explanation]	[78K0][78K0R] Two or more input files were specified.
	[Action by User]	[78K0][78K0R] Specify one input file only.
	[Message]	[V850] compiler limit: too long command path [<i>num</i>]
	[Explanation]	[V850] Compiler limit: The length of the specified path exceeds the limit. The maximum length for processing is 1,024.
F2003	[Message]	out of memory
	[Explanation]	Not enough memory.

F2004	[Message]	[78K0][78K0R] Illegal file name "file name"
	[Explanation]	[78K0][78K0R] The file name contains illegal characters or the maximum character length has been exceeded.
	[Action by User]	[78K0][78K0R] Specify the file name with correct characters and the correct number of characters.
	[Message]	[V850] too many errors
	[Explanation]	[V850] Compilation was halted because the number of errors has exceeded the defined limit.
F2005	[Message]	[78K0][78K0R] Illegal file specification "file name"
	[Explanation]	[78K0][78K0R] An illegal file was specified.
	[Action by User]	[78K0][78K0R] Specify a correct file name.
	[Message]	[V850] cannot open output file ' <i>file</i> '
	[Explanation]	[V850] Cannot open output file <i>file</i> .
F2006	[Message]	[78K0][78K0R] File not found "file name"
	[Explanation]	[78K0][78K0R] The specified input file was not found.
	[Action by User]	[78K0][78K0R] Specify the name of an existing file.
	[Message]	[V850] cannot open input file ' <i>file</i> '
	[Explanation]	[V850] Cannot open input file <i>file</i> .
F2007	[Message]	cannot write file ' <i>file</i> ' (errno= <i>num</i>)
	[Explanation]	Message number <i>num</i> occurred while writing to file <i>file</i> .
F2008	[Message]	File specification conflicted "file name"
	[Explanation]	The input and output files have the same name.
	[Action by User]	Specify input and output files with different names.
F2009	[Message]	Unable to make file "file name"
	[Explanation]	The specified file is write protected.
	[Action by User]	Remove the write protection from the file.
F2010	[Message]	[78K0][78K0R] Directory not found "file name"
	[Explanation]	[78K0][78K0R] The output file name includes a nonexistent drive or folder.
	[Action by User]	[78K0][78K0R] Specify an existing drive or folder name.
	[Message]	[V850] illegal option ' <i>option</i> '
	[Explanation]	[V850] The specification of option <i>option</i> is incorrect.
F2011	[Message]	[78K0][78K0R] Illegal path "option"
	[Explanation]	[78K0][78K0R] The path parameter option was set to other than a path name.
	[Action by User]	[78K0][78K0R] Specify a correct path name.
	[Message]	[V850] compiler limit: too many <i>option</i> options [<i>num</i>]
	[Explanation]	[V850] Option <i>option</i> was specified more than the maximum number of times. The maximum number for processing is <i>num</i> .
F2012	[Message]	Missing parameter "option"
	[Explanation]	A required parameter was not specified.
	[Action by User]	Specify the parameter.

F2013	[Message]	Parameter not needed "option"
	[Explanation]	An unneeded parameter was specified.
	[Action by User]	Remove the unneeded parameter.
F2014	[Message]	[78K0][78K0R] Out of range "option"
	[Explanation]	[78K0][78K0R] The specified number is out of range.
	[Action by User]	[78K0][78K0R] Specify a correct number.
	[Message]	[V850] Both ' <i>option1</i> ' and ' <i>option2</i> ' cannot be specified.
	[Explanation]	[V850] Options <i>option 1</i> and <i>option 2</i> cannot be specified simultaneously.
F2015	[Message]	Parameter is too long "option"
	[Explanation]	The parameter exceeds the maximum character length.
	[Action by User]	Change the length of the parameter to within the maximum number of characters.
F2016	[Message]	Illegal parameter "option"
	[Explanation]	There is a syntax error in the parameter.
	[Action by User]	Specify the parameter correctly.
F2017	[Message]	Too many parameters "option"
	[Explanation]	The number of parameters exceeds the maximum limit.
	[Action by User]	Change the number of parameters to within the maximum limit.
F2018	[Message]	Option is not recognized "option"
	[Explanation]	The option name is incorrect.
	[Action by User]	Specify a correct option name.
F2019	[Message]	Parameter file nested
	[Explanation]	The -f option was specified in a parameter file.
	[Action by User]	Do not specify the -f option in a parameter file.
F2020	[Message]	[78K0][78K0R] Parameter file read error "file name"
	[Explanation]	[78K0][78K0R] Cannot load the parameter file.
	[Action by User]	[78K0][78K0R] Specify a correct parameter file.
	[Message]	[V850] compiler limit: scope level too deep [<i>num</i>]
	[Explanation]	[V850] The scope level depth exceeds the maximum limit. The maximum length for processing is 127.
F2021	[Message]	Memory allocation failed
	[Explanation]	Not enough memory.
	[Action by User]	Ensure that the required memory is available.
F2040	[Message]	compiler limit: too many parameters [<i>num</i>]
	[Explanation]	There are too many formal parameters to the function. The maximum length for processing is 255.
F2101	[Message]	Source file size 0 "file name"
	[Explanation]	A source file with a size of 0 bytes was input.
F2102	[Message]	Illegal processor type specified
	[Explanation]	The specification of the target device is incorrect.

F2103	[Message]	Syntax error in module header
	[Explanation]	The control-instruction syntax allowed in the source module header is incorrect.
F2104	[Message]	Can't use this control outside module header
	[Explanation]	Control instructions for the source module header were found in ordinary source code.
F2105	[Message]	[78K0][78K0R] Duplicate PROCESSOR control
	[Explanation]	[78K0][78K0R] There are two or more PROCESSOR control instructions in the source module header.
	[Message]	[V850] compiler limit: too long file name ' <i>file</i> ' [<i>num</i>]
	[Explanation]	[V850] The file name is too long. The maximum length for processing is 1,024.
F2106	[Message]	[78K0][78K0R] Illegal source file name for module name
	[Explanation]	[78K0][78K0R] Cannot create a module name because the primary name of the source file name violates the symbol syntax rules.
	[Message]	[V850] Non empty file must end in new-line character.
	[Explanation]	[V850] End non-empty files with a newline character.
F2107	[Message]	Default segment ? CSEG is already used
	[Explanation]	Tried to define a default segment when the segment definition was omitted.
F2108	[Message]	Symbol table overflow "symbol name"
	[Explanation]	The maximum number of symbols that can be defined has been exceeded.
F2109	[Message]	Too many DS
	[Explanation]	The object-code interval in the segment is too great due to the large number of DS pseudo instructions. As a result, it is not possible to output information to the object file.
F2110	[Message]	[78K0][78K0R] String table overflow
	[Explanation]	[78K0][78K0R] The string-table limit has been exceeded.
	[Action by User]	[78K0][78K0R] Reduce the number of symbols that are 9 characters or longer.
	[Message]	[V850] unknown character ' <i>character</i> '
	[Explanation]	[V850] Illegal character <i>character</i> was used.
F2111	[Message]	Object code more than 128bytes
	[Explanation]	Object code exceeds 128 bytes on a single source statement line.
F2112	[Message]	[78K0][78K0R] No processor specified
	[Explanation]	[78K0][78K0R] The target device is not specified on the command line or in a source module file.
	[Message]	[V850] compiler limit: too many characters in logical source line [<i>num</i>]
	[Explanation]	[V850] The maximum number of characters on a logical source line has been exceeded. The maximum length for processing is 32,768.
F2114	[Message]	Local symbol name of asm statement must begin with '?L' in C source.
	[Explanation]	An #asm block in C source contains local symbols that do not begin with "?L".

F2115	[Message]	[78K0][78K0R] Too long source line
	[Explanation]	[78K0][78K0R] A line is longer than the maximum limit (2048 characters).
	[Message]	[V850] non-terminated <i>string</i> literal
	[Explanation]	[V850] The string lacks a closing parenthesis (").
F2119	[Message]	compiler limit: string buffer overflow [<i>num</i>]
	[Explanation]	Compiler limit: String buffer overflow. The maximum length for processing is 32,768.
F2120	[Message]	compiler limit: preprocessor token buffer overflow [<i>num</i>]
	[Explanation]	<p>An expanded string in a macro definition exceeds the maximum limit (buffer is <i>num</i> characters short).</p> <p>This error is output when an expanded string in a macro definition has exceeded the maximum limit. To change the limit, use the <code>-Xmnum</code> option for increasing the limit on the number of macro definitions (<i>num</i> can be set to 2,047 when <code>-Xm</code> is omitted, and up to a maximum of 32,767).</p> <p>Note that this option increases the size of the buffer used by the preprocessor; it does not concretely specify how large the character buffer will be.</p>
F2121	[Message]	compiler limit: too many macro definitions [<i>num</i>]
	[Explanation]	The number of macro definitions exceeds the maximum limit. The maximum number for processing is <i>num</i> .
F2122	[Message]	compiler limit: too long macro name ' <i>name</i> ' [<i>num</i>]
	[Explanation]	Macro name <i>name</i> is too long. The maximum length for processing is 1,023.
F2128	[Message]	redeclared macro parameter ' <i>name</i> '
	[Explanation]	Macro parameter <i>name</i> has been redefined.
F2153	[Message]	unexpected non-whitespace before preprocessing directive
	[Explanation]	The preprocessing directive is preceded by a non-whitespace character.
F2154	[Message]	undefined control
	[Explanation]	The preprocessor directive following the pound sign (#) is incorrect.
F2158	[Message]	compiler limit: too many include nestings [<i>num</i>]
	[Explanation]	#include directive nesting exceeds the maximum limit. The maximum length for processing is 50.
F2160	[Message]	errmsg
	[Explanation]	The error indicated by <i>errmsg</i> has occurred. This message is output if the <code>#error</code> directive is used in a source program.
F2209	[Message]	Too many line number
	[Explanation]	The maximum number of lines allowed in a single file has been exceeded.
F2230	[Message]	compiler limit: initialization nests too deep [<i>num</i>]
	[Explanation]	The initializer list is too deeply nested. The maximum length for processing is 100.
F2410	[Message]	compiler limit: too many case labels [<i>num</i>]
	[Explanation]	The number of case labels in the switch statement exceeds the maximum limit. The maximum length for processing is 1,025.
F2608	[Message]	cannot recover from earlier errors
	[Explanation]	Processing cannot continue due to previous errors.

F2620	[Message]	unknown cpu type, cannot compile
	[Explanation]	Compilation cannot be performed because no target device is specified.
F2622	[Message]	duplicated cpu type
	[Explanation]	The target device has been specified more than once via options and/or #pragma directives.
F2623	[Message]	cannot find device file
	[Explanation]	There is no device file corresponding to the specified target device, or the specification of the target device is incorrect.
F2624	[Message]	device file read error
	[Explanation]	Failed to load device file. The device file could be corrupt.
F2625	[Message]	illegal placement '#pragma cpu'
	[Explanation]	The location of the #pragma directive specifying the device name is invalid. Enter the device specification before coding C-language syntax.
F2626	[Message]	illegal cpu type: <i>type</i>
	[Explanation]	Nothing found to match the device specification. Specify a device corresponding to ca850.
F2628	[Message]	device file version mismatch, cannot use version ' <i>version</i> '
	[Explanation]	The device file format version is invalid.
F2901	[Message]	Can't open source file "file name"
	[Explanation]	Cannot open the source file.
F2902	[Message]	Can't open parameter file "file name"
	[Explanation]	Cannot open the parameter file.
F2903	[Message]	Can't open include file "file name"
	[Explanation]	Cannot open the include file.
F2904	[Message]	Illegal include file "file name"
	[Explanation]	A drive name only, path name only, or device file name has been specified as an include file.
F2905	[Message]	Can't open overlay file "file name"
	[Explanation]	Cannot open the overlay file.
	[Action by User]	Check to see if the overlay file is in the same folder as the assembler executable format.
F2906	[Message]	Illegal overlay file "file name"
	[Explanation]	The contents of the overlay file are invalid.
F2907	[Message]	Can't open object file "file name"
	[Explanation]	Could not open the object file.
	[Action by User]	Use a disk with free folder area.
F2908	[Message]	Can't open print file "file name"
	[Explanation]	Could not open the assembly list file.
	[Action by User]	Use a disk with free folder area.

F2909	[Message]	Can't open error list file "file name"
	[Explanation]	Could not open the error list file.
	[Action by User]	Use a disk with free folder area.
F2910	[Message]	Can't open temporary file "file name"
	[Explanation]	Cannot open the temporary file.
	[Action by User]	Use a disk with free folder area.
F2913	[Message]	Can't read source file "file name"
	[Explanation]	A file I/O error has occurred with the source file.
F2914	[Message]	Can't read parameter file "file name"
	[Explanation]	A file I/O error has occurred with the parameter file.
F2915	[Message]	Can't read include file "file name"
	[Explanation]	A file I/O error has occurred with the include file.
F2916	[Message]	Can't read overlay file "file name"
	[Explanation]	A file I/O error has occurred with the overlay file.
F2917	[Message]	Can't write object file "file name"
	[Explanation]	A file I/O error has occurred with the object file.
	[Action by User]	Output the object file to a different folder, or free up space on the specified disk.
F2918	[Message]	Can't write print file "file name"
	[Explanation]	A file I/O error has occurred with the assembly list file.
	[Action by User]	Output the assembly list file to a different folder, or free up space on the specified disk.
F2919	[Message]	Can't write error list file "file name"
	[Explanation]	A file I/O error has occurred with the error list file.
	[Action by User]	Output the error list file to a different folder, or free up space on the specified disk.
F2920	[Message]	Can't read/write temporary file "file name"
	[Explanation]	A file I/O error has occurred with the temporary file.
	[Action by User]	Output the temporary file to a different folder, or free up space on the specified disk.
F2922	[Message]	Insufficient memory in hostmachine
	[Explanation]	There is not enough memory on the system to execute the assembler.
F2923	[Message]	Insufficient memory for macro in hostmachine
	[Explanation]	Ran out of internal memory while processing the macro.
	[Action by User]	Reduce the number of macro definitions.
F3001	[Message]	Missing input file
	[Explanation]	No input file specified.
	[Action by User]	Specify an input file.
F3002	[Message]	Too many input files
	[Explanation]	Two or more input files are specified.
	[Action by User]	Specify a single input file only.

F3004	[Message]	Illegal file name "file name"
	[Explanation]	The file name contains illegal characters or the maximum character length has been exceeded.
	[Action by User]	Specify the file name with correct characters and the correct number of characters.
F3005	[Message]	Illegal file specification "file name"
	[Explanation]	An illegal file was specified.
	[Action by User]	Specify a correct file name.
F3006	[Message]	File not found "file name"
	[Explanation]	The specified input file was not found.
	[Action by User]	Specify the name of an existing file.
F3007	[Message]	Input file specification overlapped "file name"
	[Explanation]	The input file name has been specified more than once.
	[Action by User]	Specify a correct file name.
F3008	[Message]	File specification conflicted "file name"
	[Explanation]	The input and output files have the same name.
	[Action by User]	Specify input and output files with different names.
F3009	[Message]	Unable to make file "file name"
	[Explanation]	The specified file is write protected.
	[Action by User]	Remove the write protection from the file.
F3010	[Message]	Directory not found "file name"
	[Explanation]	The output file name includes a nonexistent drive or folder.
	[Action by User]	Specify an existing drive or folder name.
F3011	[Message]	Illegal path "option"
	[Explanation]	The path parameter option was set to other than a path name.
	[Action by User]	Specify a correct path name.
F3012	[Message]	Missing parameter "option"
	[Explanation]	A required parameter was not specified.
	[Action by User]	Specify the parameter.
F3013	[Message]	Parameter not needed "option"
	[Explanation]	An unneeded parameter was specified.
	[Action by User]	Remove the unneeded parameter.
F3014	[Message]	Out of range "option"
	[Explanation]	The specified number is out of range.
	[Action by User]	Specify a correct number.
F3015	[Message]	Parameter is too long "option"
	[Explanation]	The parameter exceeds the maximum character length.
	[Action by User]	Change the length of the parameter to within the maximum number of characters.

F3016	[Message]	Illegal parameter "option"
	[Explanation]	There is a syntax error in the parameter.
	[Action by User]	Specify the parameter correctly.
F3017	[Message]	Too many parameters "option"
	[Explanation]	The number of parameters exceeds the maximum limit.
	[Action by User]	Change the number of parameters to within the maximum limit.
F3018	[Message]	Option is not recognized "option"
	[Explanation]	The option name is incorrect.
	[Action by User]	Specify a correct option name.
F3019	[Message]	Parameter file nested
	[Explanation]	The -f option was specified in a parameter file.
	[Action by User]	Do not specify the -f option in a parameter file.
F3020	[Message]	Parameter file read error "file name"
	[Explanation]	Cannot load the parameter file.
	[Action by User]	Specify a correct parameter file.
F3021	[Message]	Memory allocation failed
	[Explanation]	Not enough memory.
	[Action by User]	Ensure that the required memory is available.
F3030	[Message]	On-chip debug is not supported for this device
	[Explanation]	The on-chip debugging function is not supported for the specified device.
	[Action by User]	Do not specify the on-chip debugging function.
F3031	[Message]	Security ID is not supported for this device
	[Explanation]	Security IDs are not supported for the specified device.
	[Action by User]	Do not specify a security ID.
F3101	[Message]	"file name" invalid input file(or made by different hostmachine)
	[Explanation]	Tried to input a file other than an object module file, or tried to link object module files created on an incompatible host machine.
F3103	[Message]	"file name" Illegal processor type
	[Explanation]	The target device for assembly or compilation is not the target device of this linker.
	[Action by User]	Make sure that the object module file is correct. Make sure that the linker can handle the target device of the assembler or compiler. Also make sure that the overlay file version is correct (the linker references part of the assembler's overlay file to obtain unique information about the target device).
F3104	[Message]	"file name" Different processor type from first input file "first file name input"
	[Explanation]	Input the first input object module file and a different object module file of the target device.
F3106	[Message]	Can't create temporary file ile name"
	[Explanation]	Cannot create temporary file.

F3118	[Message]	Can't find target chip in all modules
	[Explanation]	The common object option (-common) has been specified for all input object module files. For this reason, it is not possible to determine the target device.
	[Action by User]	Remove unneeded common object specification options (-common).
F3203	[Message]	Segment "segment name" unknown segment type
	[Explanation]	There is an error in the segment information of the input object module file (the link type specification of the output segment is incorrect).
F3214	[Message]	Segment "segment name" can't allocated on SELFRAM
	[Explanation]	This segment is located on an area that overlaps BRAM and internal RAM. For this reason, the data may become corrupted in self programming mode. This area cannot be allocated because the -self option is specified. See the user's manual of the device for details.
	[Action by User]	Revise the allocation.
F3401	[Message]	"file name" Bad symbol table
	[Explanation]	The symbol information of the input object module file is invalid. The symbol entry of the input file does not start with the "file" symbol.
F3402	[Message]	File "file name" has no string table for symbol
	[Explanation]	The symbol information of the input object module file is invalid.
	[Action by User]	Perform the assembly or compilation again. It may be possible to avoid this by setting the number of symbol characters recognized by the assembler to 8 characters, and by the compiler to 7 characters.
F3415	[Message]	[78K0R] Compiler options are mixed in file " <i>file name 1</i> " First defined in file " <i>file name 2</i> "
	[Explanation]	[78K0R] An object file with a different compiler optimization option as the overall program has been input, but a single compiler optimization option must be specified for the entire program. Specify the same option and compile again.
F3430	[Message]	Different FLASH address in file "file name 1". First specified in file "file name 2"
		Different FLASH address in file "file name 1". Parameter option '-zb'
	[Explanation]	The start addresses of the Flash memory area of the input files are not all identical.
	[Action by User]	Set all the same values for the -zb option and the compiler's -zz option.
F3435	[Message]	ext_table address in file 'xxx'. First specified in file 'xxx'
	[Explanation]	The value for "#pragma ext_table" set in the C source is invalid.
	[Action by User]	Set the "ITBLTOP" value specified by the startup routine and the "#pragma ext_table" value specified in the C source all to the same value.
F3436	[Message]	Different FLASH table address in file "file name 1". First specified in file "file name 2"
	[Explanation]	The start addresses of the flash ROM area branch table are not all the same.
	[Action by User]	Set all the same values for the compiler's -zt option.

F3437	[Message]	FLASH table address smaller than FLASH address in file "file name 1". First specified in file "file name 2"
		FLASH table address smaller than FLASH address in file "file name 1". Parameter option '-zb'
		FLASH table address smaller than FLASH address in file "file name 1".
	[Explanation]	The start addresses of the Flash ROM area branch table are set lower than the Flash start addresses.
F3438	[Message]	Different MIRROR address in file "file name 1". First specified in file "file name 2"
		Different MIRROR address in file "file name 1". Parameter option '-mi'
	[Explanation]	All values specifying the mirror area are not the same.
	[Action by User]	Set all the same values for the linker and the compiler's -mi option.
F3500	[Message]	too many files
	[Explanation]	Multiple files cannot be specified.
F3501	[Message]	illegal bit width
	[Explanation]	The bit width specified for a .byte, .hword, or .word pseudo instruction is incorrect.
F3502	[Message]	[78K0][78K0R] Too many segment (up to 65535/0FFFFH)
	[Explanation]	[78K0][78K0R] The total number of input segments exceeds 65,535.
	[Message]	[V850] illegal file name (must not be .s file)
	[Explanation]	[V850] The input file extension is invalid. Make the extension ".s".
F3503	[Message]	can not open file <i>file</i>
	[Explanation]	Could not open file <i>file</i> .
F3504	[Message]	illegal section kind
	[Explanation]	There is an error in the section type specified in the .section pseudo instruction.
F3505	[Message]	memory allocation fault
	[Explanation]	Not enough memory.
F3506	[Message]	memory allocation fault (<i>string</i>)
	[Explanation]	Failed to allocate internal data area (<i>string</i>).
F3507	[Message]	overflow error (<i>string</i>)
	[Explanation]	Ran out of working space while processing the expression. Change it to a simpler expression.
F3508	[Message]	<i>identifier</i> undefined
	[Explanation]	Undefined identifier <i>identifier</i> was referenced.
F3509	[Message]	illegal pseudo(<i>string</i>) found
	[Explanation]	Unexpected pseudo instruction <i>string</i> encountered.
F3510	[Message]	<i>string</i> unexpected
	[Explanation]	There is no pseudo instruction corresponding to <i>string</i> pseudo instruction.
F3511	[Message]	<i>string</i> unmatched
	[Explanation]	There is no corresponding pseudo instruction <i>string</i> in the conditional assembly pseudo instructions.

F3512	[Message]	.if, .ifn, etc. too deeply nested
	[Explanation]	17 or more levels of nesting have been used in the conditional assembly pseudo instruction.
F3513	[Message]	unexpected EOF in <i>string</i>
	[Explanation]	There is no .endm pseudo instruction corresponding to <i>string</i> pseudo instruction.
F3514	[Message]	parameter table overflow
	[Explanation]	33 or more actual parameters have been used.
F3515	[Message]	string not in .repeat/.irepeat
	[Explanation]	<i>string</i> pseudo instruction is not surrounded by repeated assembly pseudo instructions.
F3516	[Message]	local symbol value overflow
	[Explanation]	The number of symbols generated automatically via the .local pseudo instruction exceeds the maximum limit (65,536).
F3517	[Message]	<i>string</i> nest over
	[Explanation]	<i>string</i> is nested 9 levels or more.
F3518	[Message]	unreasonable macro_call nesting
	[Explanation]	A macro body called the macro currently being defined.
F3519	[Message]	argument mismatch
	[Explanation]	The arguments specified in the macro call are invalid.
F3520	[Message]	\$ must be followed by defined symbol
	[Explanation]	The dollar sign (\$) must be followed by a non-symbol identifier or an undefined symbol name.
F3521	[Message]	too many errors
	[Explanation]	The number of fatal errors has reached 30. Assembly halted.
F3522	[Message]	unknown cpu type
	[Explanation]	Assembly cannot be performed because no target device is specified.
F3523	[Message]	duplicated cpu type
	[Explanation]	The target device has been specified more than once via options and/or pseudo instructions.
F3524	[Message]	can not find devicefile
	[Explanation]	There is no device file corresponding to the specified target device, the device specification is incorrect, or no device is specified.
F3525	[Message]	illegal cpu family
	[Explanation]	The specified device file is not for the V850 microcontroller.
F3526	[Message]	devicefile version mismatch, cannot use version <i>version</i>
	[Explanation]	The specified device file version is invalid. Version <i>version</i> cannot use.
F3527	[Message]	nested command file <i>file</i>
	[Explanation]	Command file <i>file</i> is nested. Nesting is not allowed.
F3528	[Message]	.idata.byte/.tibss.byte size overflow(size > 128).
	[Explanation]	The total size of the .idata.byte and .tibss.byte sections exceeds 128 bytes.

F3529	[Message]	.idata.word/.tibss.word size overflow(size > 256).
	[Explanation]	The total size of the .idata.word and .tibss.word sections exceeds 256 bytes.
F3530	[Message]	.idata/.tibss size overflow(size > 256).
	[Explanation]	The total size of the .idata.byte section, .tibss.byte section, .idata.word section, .tibss.word section, .idata section, and .tibss section is greater than 256 bytes.
F3531	[Message]	too many symbols
	[Explanation]	The maximum number of symbols that can be included in a single file has been exceeded. The maximum number of symbols that can be included is 16,777,215, including symbols registered internally by the assembler.
F3532	[Message]	illegal object file (<i>string</i>)
	[Explanation]	A file system-dependent error occurred while generating a linkable object file.
F3901	[Message]	Can't open overlay file "file name"
	[Explanation]	Cannot open the overlay file.
	[Action by User]	Make sure that the overlay file is in the correct folder (the folder where the executable format program is located).
F3902	[Message]	file "file name" file not found
	[Explanation]	Could not open the specified library file.
F3903	[Message]	Can't read input file "file name"
	[Explanation]	Could not load the object module file specified as the input file.
F3904	[Message]	Can't open output file "file name"
	[Explanation]	Cannot open the output file.
	[Action by User]	Check the status of the disk where the output file creation was attempted (e.g. how much free space is there, what is the media status?).
F3905	[Message]	Can't create temporary file "file name"
	[Explanation]	Could not create a temporary file for the symbol entry.
	[Action by User]	Check the status of the disk where the temporary file creation was attempted (e.g. how much free space is there, what is the media status?).
F3906	[Message]	Can't write map file "file name"
	[Explanation]	Could not write data to link list file.
	[Action by User]	Check the status of the disk where the link list file creation was attempted (e.g. how much free space is there, what is the media status?).
F3907	[Message]	Can't write output file "file name"
	[Explanation]	Could not write to the load module file.
	[Action by User]	Check the status of the disk where the output file creation was attempted (e.g. how much free space is there, what is the media status?).
F3908	[Message]	Can't access temporary file "file name"
	[Explanation]	Could not write to the temporary file.
	[Action by User]	Check the status of the disk where the temporary file creation was attempted (e.g. how much free space is there, what is the media status?).
F3909	[Message]	Can't read DEVICE_FILE file "device file name"
	[Explanation]	Cannot load the device file corresponding to the specified device using the tools up to linking (CC, ST78K0R/RA).

F4001	[Message]	[78K0][78K0R] Missing input file
	[Explanation]	[78K0][78K0R] No input file specified.
	[Action by User]	[78K0][78K0R] Specify an input file.
	[Message]	[V850] can not open command file " <i>file</i> ".
	[Explanation]	[V850] Could not open command file <i>file</i> .
F4002	[Message]	[78K0][78K0R] Too many input files
	[Explanation]	[78K0][78K0R] Two or more input files are specified.
	[Action by User]	[78K0][78K0R] Specify a single input file only.
	[Message]	[V850] can not open input file " <i>file</i> ".
	[Explanation]	[V850] Cannot open input file <i>file</i> .
F4003	[Message]	can not open output file " <i>file</i> ".
	[Explanation]	Cannot open output file <i>file</i> .
F4004	[Message]	[78K0][78K0R] Illegal file name "file name"
	[Explanation]	[78K0][78K0R] The file name contains illegal characters or the maximum character length has been exceeded.
	[Action by User]	[78K0][78K0R] Specify the file name with correct characters and the correct number of characters.
	[Message]	[V850] can not create output file " <i>file</i> ".
	[Explanation]	[V850] Cannot create output file <i>file</i> .
F4005	[Message]	[78K0][78K0R] Illegal file specification "file name"
	[Explanation]	[78K0][78K0R] An illegal file was specified.
	[Action by User]	[78K0][78K0R] Specify a correct file name.
	[Message]	[V850] can not open directive file " <i>file</i> "
	[Explanation]	[V850] Cannot open directive file <i>file</i> .
F4006	[Message]	[78K0][78K0R] File not found "file name"
	[Explanation]	[78K0][78K0R] The specified input file was not found.
	[Action by User]	[78K0][78K0R] When the C compiler's startup routine is linked, it is output as "startup-routine-name.lmf". In this case, specify the output file names using the "-o*.lmf" linker option.
	[Message]	[V850] can not get size of directive file " <i>file</i> ".
	[Explanation]	[V850] Failed to obtain the size of the directive file <i>file</i> .
F4007	[Message]	can not read directive file " <i>file</i> "
	[Explanation]	Cannot load directive file <i>file</i> .
F4008	[Message]	[78K0][78K0R] File specification conflicted "file name"
	[Explanation]	[78K0][78K0R] The input and output files have the same name.
	[Action by User]	[78K0][78K0R] Specify input and output files with different names.
	[Message]	[V850] can not truncate output file " <i>file</i> " to have size(<i>number</i>).
	[Explanation]	[V850] Cannot change the size of the output file to <i>number</i> bytes.

F4009	[Message]	[78K0][78K0R] Unable to make file "file name"
	[Explanation]	[78K0][78K0R] The specified file is write protected.
	[Action by User]	[78K0][78K0R] Remove the write protection from the file.
	[Message]	[V850] can not seek output file " <i>file</i> ".
	[Explanation]	[V850] Cannot seek output file <i>file</i> .
F4010	[Message]	[78K0][78K0R] Directory not found "file name"
	[Explanation]	[78K0][78K0R] The output file name includes a nonexistent drive or folder.
	[Action by User]	[78K0][78K0R] Specify an existing drive or folder name.
	[Message]	[V850] can not write output file " <i>file</i> ".
	[Explanation]	[V850] Cannot write to output file <i>file</i> .
F4011	[Message]	[78K0][78K0R] Illegal path "option"
	[Explanation]	[78K0][78K0R] The path parameter option was set to other than a path name.
	[Action by User]	[78K0][78K0R] Specify a correct path name.
	[Message]	[V850] can not find devicefile " <i>string</i> ".
	[Explanation]	[V850] The device file <i>string</i> was not found.
F4012	[Message]	[78K0][78K0R] Missing parameter "option"
	[Explanation]	[78K0][78K0R] A required parameter was not specified.
	[Action by User]	[78K0][78K0R] Specify the parameter.
	[Message]	[V850] illegal device file " <i>string</i> ".
	[Explanation]	[V850] The device file <i>string</i> is invalid.
F4013	[Message]	[78K0][78K0R] Parameter not needed "option"
	[Explanation]	[78K0][78K0R] An unneeded parameter was specified.
	[Action by User]	[78K0][78K0R] Remove the unneeded parameter.
	[Message]	[V850] can not open device file " <i>string</i> ",
	[Explanation]	[V850] Could not open device file <i>string</i> .
F4014	[Message]	[78K0][78K0R] Out of range "option"
	[Explanation]	[78K0][78K0R] The specified number is out of range.
	[Action by User]	[78K0][78K0R] Specify a correct number.
	[Message]	[V850] can not read device file " <i>string</i> ".
	[Explanation]	[V850] Could not load device file <i>string</i> .
F4015	[Message]	[78K0][78K0R] Parameter is too long "option"
	[Explanation]	[78K0][78K0R] The parameter exceeds the maximum character length.
	[Action by User]	[78K0][78K0R] Change the length of the parameter to within the maximum number of characters.
	[Message]	[V850] illegal object file (Error Number: <i>number</i>).
	[Explanation]	[V850] The object file is invalid.
F4016	[Message]	Illegal parameter "option"
	[Explanation]	There is a syntax error in the parameter.
	[Action by User]	Specify the parameter correctly.

F4017	[Message]	Too many parameters "option"
	[Explanation]	The number of parameters exceeds the maximum limit.
	[Action by User]	Change the number of parameters to within the maximum limit.
F4018	[Message]	Option is not recognized "option"
	[Explanation]	The option name is incorrect.
	[Action by User]	Specify a correct option name.
F4019	[Message]	Parameter file nested
	[Explanation]	The -f option was specified in a parameter file.
	[Action by User]	Do not specify the -f option in a parameter file.
F4020	[Message]	Parameter file read error "file name"
	[Explanation]	Cannot load the parameter file.
	[Action by User]	Specify a correct parameter file.
F4021	[Message]	Memory allocation failed
	[Explanation]	Not enough memory.
	[Action by User]	Ensure that the required memory is available.
F4031	[Message]	illegal ELF version.
	[Explanation]	The specified ELF format version of the object file cannot be handled by the ld850.
F4032	[Message]	illegal target machine type.
	[Explanation]	The input file type cannot be handled by the ld850.
F4033	[Message]	illegal target machine class.
	[Explanation]	The input file class cannot be handled by the ld850.
F4034	[Message]	illegal target machine byte order.
	[Explanation]	The input file byte order cannot be handled by the ld850.
F4035	[Message]	illegal ELF file type, must be relocatable or shared library file.
	[Explanation]	The only object file types that can be handled as input files are relocatable files and shared library files.
F4036	[Message]	unknown format type file "file".
	[Explanation]	The format of specified file <i>file</i> is invalid.
F4037	[Message]	illegal devicefile. different family "number".
	[Explanation]	The device file is incorrect. Family <i>number</i> does not match.
F4038	[Message]	"file" is not executable file.
	[Explanation]	The boot file <i>file</i> specified by the -zf option is not an executable file. Specify the executable file output by ld850.
F4039	[Message]	"file" is rom packed file.
	[Explanation]	The boot file <i>file</i> specified by the -zf option has been converted to ROM. Specify the executable file output by ld850 before conversion to ROM.
F4051	[Message]	fail to get symbol name <i>string</i> .
	[Explanation]	Failed to acquire the symbol name string.

F4052	[Message]	failed to get <i>number</i> th symbol name <i>string</i> .
	[Explanation]	Failed to acquire the symbol name string number <i>number</i> .
F4053	[Message]	symbol " <i>symbol</i> " has unknown binding class(<i>number</i>).
	[Explanation]	Symbol <i>symbol</i> / has invalid binding class <i>number</i> .
F4054	[Message]	weak symbol " <i>symbol</i> " not supported.
	[Explanation]	Symbol <i>symbol</i> / with WEAK binding type not supported.
F4058	[Message]	symbol " <i>symbol</i> " multiply defined.
	[Explanation]	Symbol <i>symbol</i> / as been defined more than once.
F4059	[Message]	linking of symbol " <i>symbol</i> " in sdata of sbss attribute section in "file1" and in other attribute section in "file2" is attempted.
	[Explanation]	The section allocation of symbol <i>symbol</i> defined in <i>file 1</i> , and the same symbol name defined in <i>file 2</i> are inconsistent.
F4060	[Message]	can not find entry point symbol " <i>symbol</i> " specified with "-e" option.
	[Explanation]	Could not find symbol <i>symbol</i> specified via the -e option.
F4063	[Message]	".ext_func ID, symbol" is already defined as ".ext_func ID, symbol" in other file.
	[Explanation]	The symbol name specified by an .ext_func pseudo instruction and ID value are inconsistent.
F4065	[Message]	too many symbols.
	[Explanation]	The number of symbols exceeds the maximum limit. The maximum number of relocatable object file symbols that can be created via the -r (-ro) option is 16,777,125.
F4100	[Message]	"file name" Illegal processor type
	[Explanation]	The target device for assembly or compilation is different from the target device of this program.
	[Action by User]	Make sure that the load module file is correct, and check the target device of the assembler or compiler. Also make sure that the version of the device file is correct.
F4101	[Message]	[78K0][78K0R] " <i>file name</i> " invalid input file (or made by different host machine)
	[Explanation]	[78K0][78K0R] Tried to input a file other than a load module file, or tried to convert a load module file created on an incompatible host machine.
	[Message]	[V850] failed to get section name <i>string</i> table section.
	[Explanation]	[V850] Failed to obtain the string table section of the section name.
F4102	[Message]	fail to get symbol name string table section.
	[Explanation]	Failed to obtain the string table section.
F4103	[Message]	[78K0][78K0R] Symbol " <i>symbol</i> ol name" Illegal attribute
	[Explanation]	[78K0][78K0R] There is an error in the symbol attributes of the input file.
	[Message]	[V850] failed to get section header.
	[Explanation]	[V850] Failed to acquire the section header.
F4104	[Message]	[78K0][78K0R] "file name" Illegal input file-not linked
	[Explanation]	[78K0][78K0R] Tried to input an object module file.
	[Message]	[V850] failed to get section name string.
	[Explanation]	[V850] Failed to obtain the section name.

F4105	[Message]	Insufficient memory in hostmachine
	[Explanation]	There is not enough memory for program operation.
F4106	[Message]	[78K0][78K0R] Illegal symbol table
	[Explanation]	[78K0][78K0R] There is an error in the symbol table of the input load module file.
	[Action by User]	[78K0][78K0R] If the source is written in the C language, make sure that the following caution for writing assembler in C source does not apply. (Caution) When using local symbols, use symbols starting with the characters "?L" (e.g. ?L@01 or ?L@sym). Note, however, that the symbol must be no more than 8 characters. Additionally, do not make the symbols externally defined (PUBLIC declaration).
	[Message]	[V850] section " <i>section</i> " has unknown section type(<i>number</i>).
	[Explanation]	[V850] Section <i>section</i> has an illegal section type <i>number</i> .
	[Action by User]	
F4107	[Message]	[78K0][78K0R] Can't specify -U option for ROMless device
	[Explanation]	[78K0][78K0R] The fill objects (-u) option is specified for a device without internal ROM.
	[Message]	[V850] can not get raw data of section " <i>section</i> ".
	[Explanation]	[V850] Failed to obtain raw data for section <i>section</i> .
F4109	[Message]	interrupt function section " <i>section</i> " is already defined.
	[Explanation]	Interrupt handler section <i>section</i> has already been defined. The ld850 automatically generates an interrupt handler section from the device file. For this reason, it is not necessary to include one in the link directive.
F4110	[Message]	special section " <i>section</i> " is already defined.
	[Explanation]	Special section <i>section</i> has already been defined.
F4112	[Message]	illegal " <i>section</i> " section size.
	[Explanation]	The size of section <i>section</i> is invalid.
F4155	[Message]	can not find GP-symbol in segment " <i>segment</i> " of illegal label reference for local symbol in file " <i>file2</i> " (section: <i>section2</i> , offset: <i>offset</i> , type: <i>relocation type</i>). local symbol is allocated in section " <i>section1</i> "(file: <i>file1</i>).
	[Explanation]	No GP symbol is specified for segment <i>segment</i> , or the local symbol allocation/ addressing method is inconsistent.
	[Action by User]	If you change a section allocated via a #pragma section specification for a variable definition, also change the sections of other files where that variable is declared as extern, using the same method. Local symbols are allocated to <i>section1</i> of file <i>file1</i> . References to local symbols are in section <i>section2</i> of file <i>file2</i> , at offset <i>offset</i> .
F4156	[Message]	can not find GP-symbol in segment " <i>segment</i> " of illegal label reference for " <i>symbol</i> " in file " <i>file2</i> " (section: <i>section2</i> , offset: <i>offset</i> , type: <i>relocation type</i>). " <i>symbol</i> " is allocated in section " <i>section1</i> "(file: <i>file1</i>).
	[Explanation]	No GP symbol is specified for segment <i>segment</i> , or the symbol <i>symbol</i> allocation/ addressing method is inconsistent.
	[Action by User]	If you change a section allocated via a #pragma section specification for a variable definition, also change the sections of other files where that variable is declared as extern, using the same method. Symbol <i>symbol</i> is allocated to <i>section1</i> of file <i>file1</i> . References to symbol <i>symbol</i> are in section <i>section2</i> of file <i>file2</i> , at offset <i>offset</i> .

F4157	[Message]	can not find GP-symbol in section "section" of file "file1" or illegal label reference for symbol "symbol" in file "file2" (section: section2, offset: offset, type: relocation type). "symbol" is allocated in section "section1" (file: file1).
	[Explanation]	No GP symbol is specified in section section of boot-side executable file file1, or the symbol symbol allocation/addressing method is inconsistent.
	[Action by User]	If you change a section allocated via a #pragma section specification for a variable definition, also change the sections of other files where that variable is declared as extern, using the same method. Symbol symbol is allocated to section1 of file file1. References to symbol symbol are in section section2 of file file2, at offset offset.
F4158	[Message]	relocated value(value) of relocation entry(symbol: symbol, file: file, section: section, offset: offset, type: relocation type) for branch command become odd value.
	[Explanation]	A value relocated via a branch relocation entry (symbol symbol, file file, offset offset, and relocation type relocation type) is odd.
F4160	[Message]	EP symbol is needed for using SIDATA/SEDATA segment.
	[Explanation]	No ep symbol was generated. Generate an EP symbol when using a SIDATA/SEDATA segment.
F4161	[Message]	symbol "symbol" (output section section1) is too far from output section "section2". (value: value, file: file, input section: section3, offset: offset, type: relocation type).
	[Explanation]	A branch instruction to symbol symbol allocated from output section section2 to output section section1 exceeds the branch range. The branch instruction is located at offset offset of section section3 in file file.
F4162	[Message]	output section "section1" is too far from output section "section2". (value: value, file: file, input section: section3, offset: offset, type: relocation type).
	[Explanation]	A branch instruction to a local symbol allocated from output section section2 to output section section1 exceeds the branch range. The branch instruction is located at offset offset of section section3 in file file.
F4163	[Message]	output section "section1" overflowed or illegal label reference for symbol "symbol" in file "file2" (value: value, file: file, input section: section2, offset: offset, type: relocation type). "symbol" is allocated in section "section1" (file: file1).
	[Explanation]	Output section section1 overflowed, or the section where symbol symbol was allocated and label addressing method are invalid. symbol is allocated to section1 in file file1. The invalid reference is at offset offset of section section2 in file file2.
F4164	[Message]	output section "section1" overflowed or illegal label reference for local symbol in file "file2" (value: value, file: file, input section: section2, offset: offset, type: relocation type). local symbol is allocated in section "section1" (file: file1).
	[Explanation]	Output section section1 overflowed, or the section where a local symbol was allocated and label addressing method are invalid. Local symbols are allocated to section1 of file file1. The invalid reference is at offset offset of section section2 in file file2.
F4165	[Message]	can not reference extern symbol "symbol" by string.
	[Explanation]	The Flash/external ROM re-linking function cannot reference the Flash-side symbol symbol via string when the boot area is created.
F4166	[Message]	no symbol information in boot file "file".
	[Explanation]	The boot file file specified by the -zf option does not include base symbol information. Check whether -ext_table is specified when linking the boot file.

F4203	[Message]	can not find archive member at offset(<i>offset</i>) specified in archive symbol table entry.
	[Explanation]	The archive member was not found at offset <i>offset</i> specified by the archive symbol table entry. There is a possibility that the archive symbol table is corrupt.
F4204	[Message]	library path length is too long. path maximum size is 576.
	[Explanation]	The library path is too long. Use no more than 576 characters.
F4257	[Message]	segment " <i>segment</i> " overflowed highest address of target machine.
	[Explanation]	The area specified by the allocation of segment <i>segment</i> is outside the available memory space of the target machine.
	[Action example]	Specifying the -Ximem_overflow=warning option can turn this message into a warning. Specifying the -rom_less option can eliminate this message provided that the error was caused by onboard ROM.
F4258	[Message]	segment directive of segment " <i>segment</i> " needs <i>string</i> .
	[Explanation]	<i>string</i> is needed for the segment directive of segment <i>segment</i> .
F4259	[Message]	section directive of section " <i>section</i> " needs <i>string</i> .
	[Explanation]	<i>string</i> is needed for the section directive.
F4260	[Message]	symbol directive of symbol " <i>symbol</i> " needs <i>string</i> .
	[Explanation]	<i>string</i> is needed for the symbol directive if symbol <i>symbol</i> .
F4263	[Message]	start address(<i>number1</i>) of segment " <i>segment1</i> " overlaps previous segment " <i>segment2</i> " ended before address(<i>number2</i>).
	[Explanation]	Start address <i>number1</i> of segment <i>segment1</i> overlaps the area allocated to segment <i>segment2</i> before address <i>number2</i> .
	[Action by User]	<p>If an error is caused by overlapping at link time for a segment that should not be overlapping, and thus preventing linking, make sure that the link directive specification does not include the high-order part of the address first.</p> <p>Below are some sample errors.</p> <p>Examples:</p> <pre> DATA1: !LOAD ?RW V0x300000{ .data = \$PROGBITS ?AW; .sdata = \$PROGBITS ?AWG; .sbss = \$NOBITS ?AWG; .bss = \$NOBITS ?AW; }; TEXT : !LOAD ?RX V0x100000 L0x100000{ .text = \$PROGBITS ?AX .text; }; </pre> <p>Segment addresses must be specified in order from smaller to larger. Consequently, the address must be written with the part allocated to the lower-order address first.</p>
F4264	[Message]	start address(<i>number1</i>) of section " <i>section1</i> " overlaps previous section " <i>section2</i> " ended before address(<i>number2</i>).
	[Explanation]	Start address <i>number1</i> of section <i>section1</i> overlaps the area allocated to section <i>section2</i> before address <i>number2</i> .

F4265	[Message]	start address(<i>number1</i>) of section " <i>section1</i> " overflowed start address(<i>number2</i>) of segment " <i>segment</i> ".
	[Explanation]	Start address <i>number1</i> of section <i>section</i> is allocated ahead of start address <i>number2</i> of segment <i>segment</i> to which it belongs.
F4266	[Message]	memory size(<i>number1</i>) of segment " <i>segment</i> " overflowed specified or default maximum memory size(<i>number2</i>).
	[Explanation]	Memory size <i>number1</i> of segment <i>segment</i> overflows the explicitly specified maximum memory size or the default maximum memory size.
F4276	[Message]	TP symbol " <i>symbol1</i> " specified as GP symbol " <i>symbol2</i> "'s base symbol is not found.
	[Explanation]	tp symbol <i>symbol1</i> specified as the base symbol of gp symbol <i>symbol2</i> not found.
F4279	[Message]	end address of section " <i>section</i> " overflowed maximum memory address(<i>number</i>).
	[Explanation]	The end address of section <i>section</i> overflows maximum memory size <i>number</i> .
F4280	[Message]	end address of segment " <i>section</i> " overflowed maximum memory address(<i>number</i>).
	[Explanation]	The end address of segment <i>segment</i> overflows maximum memory size <i>number</i> .
F4282	[Message]	segment " <i>segment</i> " (<i>number1-number2</i>) overflowed highest or lowest address of internal memory (<i>number3-number4</i>).
	[Explanation]	The area specified by the allocation of segment <i>segment</i> (<i>number1</i> to <i>number2</i>) is outside the available memory space range (<i>number3</i> to <i>number4</i>) of the target machine.
	[Action example]	Specifying the -Ximem_overflow=warning option can turn this message into a warning. Specifying the -rom_less option can eliminate this message provided that the error was caused by onboard ROM.
F4286	[Message]	section " <i>section</i> " must be specified in link directive.
	[Explanation]	Section <i>section</i> must be specified by the directive file.
F4287	[Message]	description of section " <i>section</i> " in mapping directive is illegal.
	[Explanation]	There is a syntax error in section <i>section</i> of the directive file.
F4333	[Message]	can not allocate memory (builtin new error).
	[Explanation]	Failed to allocate the memory area.
F4351	[Message]	unknown option " <i>string</i> ".
	[Explanation]	Invalid option <i>string</i> has been specified.
F4353	[Message]	'-' is illegal.
	[Explanation]	It is not possible to specify a dash (-) only.
F4355	[Message]	nesting of command file " <i>file</i> " in command file is not supported.
	[Explanation]	Command file <i>file</i> specified in the command file. Command file nesting is not supported.
F4356	[Message]	" <i>string1</i> " option is illegal when " <i>string2</i> " option is specified.
	[Explanation]	If option <i>string2</i> has been specified, it is not possible to specify option <i>string1</i> .
F4359	[Message]	" <i>string</i> " option needs hexadecimal argument.
	[Explanation]	Option <i>string</i> requires a hexadecimal argument.
F4361	[Message]	illegal character (<i>number</i>) in " <i>string</i> " field.
	[Explanation]	Illegal character <i>number</i> (ASCII code) was used to specify option <i>string</i> .

F4363	[Message]	unknown cpu type.
	[Explanation]	Specify the target device.
	[Action example]	This message is output when an attempt was made to generate an executable object file by linking only the files specified by the <code>as850 -cn/-cnv850e/-cnv850e2</code> option during the generation of linkable object files.
F4364	[Message]	duplicated cpu type.
	[Explanation]	Target devices are duplicated. Different target devices are specified in the object files to link.
F4369	[Message]	" <i>string1</i> " is illegal when " <i>string2</i> " option is specified.
	[Explanation]	When option <i>string2</i> is specified, it is not possible to specify <i>string1</i> .
F4370	[Message]	" <i>string1</i> " option needs " <i>string2</i> " option.
	[Explanation]	Option <i>string1</i> requires a option <i>string2</i> .
F4374	[Message]	" <i>string</i> " option's value overflowed.
	[Explanation]	The value specified by option <i>string</i> overflowed.
F4404	[Message]	symbol table overflow.
	[Explanation]	Ran out of symbol table area.
F4409	[Message]	sorry, shared library not supported.
	[Explanation]	Shared libraries are not supported.
F4411	[Message]	multiple inclusion of same file attempted, ignored.
	[Explanation]	The same file is specified multiple times as an input file.
	[Action by User]	This error will occur if the name of the boot object file specified by the <code>-zf</code> option is the same as the name of the linker's input file, when the linker generates a Flash-compliant object. If this occurs, change one of the file names.
F4412	[Message]	command line length is too long. path maximum size is 512.
	[Explanation]	The text specified on the command line is too long. The longest character string that can be specified is 512 bytes.
F4413	[Message]	<i>file</i> has different .ext_ent_size.
	[Explanation]	Input file file specifies an .ext_ent_size that differs from the rest. Specify a single .ext_ent_size for all input files.
F4414	[Message]	CallTBasePointer(CTBP) is not set. CTBP must be set when compiler option " <code>-Ot</code> " (or " <code>-Xpro_epi_runtime=off</code> ") is not specified.
	[Explanation]	<p>No CALLT base pointer (CTBP) has been set. Set the CTBP if the prolog/epilog runtime option settings are not used (<code>-Xpro_epi_runtime=off</code>), or unless you have specified a higher level of optimization (favor faster execution) with the "<code>-Ot</code>" option.</p> <p>(Cautions for calling prolog/epilog runtime)</p> <p>The prolog/epilog runtime is included in the standard libraries. This error will occur even if there is no specification to link to the standard libraries (<code>-lc</code>), so check the library link specification.</p>
F4415	[Message]	S-JIS code (<i>number1</i> , <i>number2</i>) is broken in <i>string</i> .
	[Explanation]	The S-JIS code specified in <i>string</i> is invalid.

F4451	[Message]	multiple defined symbol. symbol defined file previous defiend file <i>symbol file1 file2</i>
	[Explanation]	symbol <i>symbol</i> specified in <i>file1</i> has already been defined in <i>file2</i> .
F4452	[Message]	undefined symbol. <i>symbol</i> referenced in " <i>file</i> "
	[Explanation]	Symbol <i>symbol</i> referenced in file <i>file</i> has not been defined.
	[Action by User]	<p>Check the link order specified for the library if an error is occurring in a runtime library or the like, even though you have specified library linking. The -l option only resolves external references to symbols that are unresolved as of the time of specification. This option must be specified after ordinarily specified archive files.</p> <p>Note that the -rescan option can avoid unresolved symbols due to the library link order specified by the -l option.</p> <p>Below are some sample changes.</p> <p>Examples:</p> <pre>-lm -lc a.o b.o c.o ↓ a.o b.o c.o -lm -lc</pre> <p>If the following error message appears when using the memory management library (calloc, malloc, free, realloc), allocate some heap memory.</p> <pre>F4452: undfined symbol. __sysheap (referenced in "heapcom.o(Install Folder\lib850\r22\libc.a)") __sizeof__sysheap (referenced in "heapcom.o(Install Folder\lib850\r22\libc.a)")</pre> <p>If the peripheral function register name is "undefined symbol," an extern declaration may have been made for this name. When using the peripheral function register, eliminate the extern declaration and specify it via #pragma ioreg.</p>
F4453	[Message]	device file version mismatch, cannot use version <i>string</i> .
	[Explanation]	The specified device file version is invalid. Version <i>string</i> cannot use.
F4454	[Message]	cannot link V850E(2) common objects with V850(E) objects. " <i>file</i> " is V850E(2) common
	[Explanation]	<p>Linking cannot be performed with the following combinations.</p> <p>File <i>file</i> is a V850Ex core shared object file.</p> <ul style="list-style-type: none"> - V850E1/V850ES core shared object file and V850 core object file - V850E2 core shared object file and V850 core object file - V850E2 core shared object file and V850E1/V850ES core object file
F4455	[Message]	cannot link old_fcall objects with new_fcall object. " <i>file</i> " is old_fcall object
	[Explanation]	It is not possible to link object files using the new function-call specification with object files using the old function-call specification. File <i>file</i> is an object file using the old function-call specification.
F4456	[Message]	cannot link mask reg using objects with mask reg not using objects. " <i>file</i> " is mask reg using object.
	[Explanation]	It is not possible to link object files using the mask register with object files that do not. File <i>file</i> is an object file using the mask register.
F4457	[Message]	input files have different BPC value.
	[Explanation]	Files with different BPC values have been input.

F4900	[Message]	Can't open file "file name"
	[Explanation]	Cannot open the file.
F4901	[Message]	Can't close file "file name"
	[Explanation]	Cannot close the file.
F4902	[Message]	Can't read file "file name"
	[Explanation]	Cannot correctly load the file.
F4903	[Message]	Can't access file "file name"
	[Explanation]	Unable to correctly load or write to the file.
F4904	[Message]	Can't write file "file name"
	[Explanation]	Cannot write data to the output file correctly.
F4905	[Message]	Can't open overlay file "file name"
	[Explanation]	Cannot open the overlay file.
	[Action by User]	Check to see if the overlay file is in the same folder as the executable format.
F5001	[Message]	[78K0][78K0R] Missing input file
	[Explanation]	[78K0][78K0R] Only options have been specified. No input files have been specified.
	[Message]	[V850] unknown option ' <i>option</i> '
	[Explanation]	[V850] Invalid option <i>option</i> has been specified.
F5002	[Message]	Too many input file
	[Explanation]	The total number of input files specified exceeds the maximum limit.
F5003	[Message]	Unrecognized string '???'
	[Explanation]	A value other than an option was entered at the interactive command prompt.
F5004	[Message]	Illegal file name "file name"
	[Explanation]	The file name contains characters prohibited by the OS or the maximum character length has been exceeded.
F5005	[Message]	[78K0][78K0R] Illegal file specification "file name"
	[Explanation]	[78K0][78K0R] An illegal file name has been specified.
	[Message]	[V850] invalid argument of option ' <i>option</i> '
	[Explanation]	[V850] The argument of option <i>option</i> is invalid.
F5006	[Message]	File not found "file name"
	[Explanation]	The specified input file was not found.
F5007	[Message]	Input file specification overlapped "file name"
	[Explanation]	The input file name has been specified more than once.
F5008	[Message]	File specification conflicted "file name"
	[Explanation]	The input and output files have the same name.
F5009	[Message]	Unable to make file "file name"
	[Explanation]	Cannot create the specified output file.
F5010	[Message]	Directory not found "file name"
	[Explanation]	The output file name includes a nonexistent drive or folder.

F5011	[Message]	Illegal path "file name"
	[Explanation]	The path name parameter option was set to other than a path name.
F5012	[Message]	Missing parameter 'option'
	[Explanation]	A required parameter was not specified.
F5013	[Message]	Parameter not needed 'option'
	[Explanation]	An unneeded parameter was specified.
F5014	[Message]	Out of range 'option'
	[Explanation]	The specified value is out of range.
F5015	[Message]	Parameter is too long "option"
	[Explanation]	The parameter is longer than the maximum allowable number of characters.
F5016	[Message]	Illegal parameter "option"
	[Explanation]	There is a syntax error in the parameter.
F5017	[Message]	Too many parameter "option"
	[Explanation]	The number of parameters exceeds the maximum limit.
F5018	[Message]	Option is not recognized "option"
	[Explanation]	An incorrect option was specified.
F5019	[Message]	Parameter file nested
	[Explanation]	The -f option was specified in a parameter file.
F5020	[Message]	Parameter file read error "file name"
	[Explanation]	Failed to load the parameter file.
F5021	[Message]	Memory allocation failed
	[Explanation]	Failed to allocate memory.
F5022	[Message]	Memory allocation failed
	[Explanation]	Failed to allocate memory.
F5023	[Message]	Illegal character ',' before file name
	[Explanation]	There is an illegal comma (,) before the input file.
F5024	[Message]	Illegal character
	[Explanation]	Illegal character or character string.
F5025	[Message]	Qualifier is not unique.
	[Explanation]	The abbreviated form of the modifier is not unique.
F5026	[Message]	Umbiguous input redirect.
	[Explanation]	A filename does not follow an opening angle bracket (<), or a file name is specified in angle brackets ("<filename") more than once.
F5104	[Message]	out of memory
	[Explanation]	Not enough memory.
F5106	[Message]	exception <i>exception</i> has occurred at compile time.
	[Explanation]	Floating-point exception <i>exception</i> was thrown at compile time.
F5601	[Message]	cannot allocate register to ' <i>symbol</i> '
	[Explanation]	Cannot allocate a register to variable <i>symbol</i> .

F5901	[Message]	[78K0][78K0R] File open error (file: file name)
	[Explanation]	[78K0][78K0R] Cannot open the file.
	[Message]	[V850] cannot open file ' <i>file</i> '
	[Explanation]	[V850] Could not open file <i>file</i> .
F5902	[Message]	[78K0][78K0R] File read error (file: file name)
	[Explanation]	[78K0][78K0R] Cannot correctly load the file.
	[Message]	[V850] cannot write file ' <i>file</i> '(errno= <i>num</i>)
	[Explanation]	[V850] Message number <i>num</i> occurred while writing to file <i>file</i> .
F5903	[Message]	File write error (file: file name)
	[Explanation]	Cannot write data to the file correctly.
F5904	[Message]	File seek error (file: file name)
	[Explanation]	A file seek error has occurred.
F5905	[Message]	File close error (file: file name)
	[Explanation]	Cannot close the file.
F6000	[Message]	cannot open file ' <i>file</i> '
	[Explanation]	Could not open file <i>file</i> .
F6001	[Message]	Missing input file
	[Explanation]	No input file specified.
	[Action by User]	Specify an input file.
F6002	[Message]	[78K0][78K0R] Too many input files
	[Explanation]	[78K0][78K0R] Two or more input files are specified.
	[Action by User]	[78K0][78K0R] Specify a single input file only.
	[Message]	[V850] cannot unlink file ' <i>file</i> '
	[Explanation]	[V850] Could not delete file <i>file</i> .
F6003	[Message]	-wreg num is out of range (<i>num1</i> ≤ <i>num</i> ≤ <i>num2</i>).
	[Explanation]	The number <i>num</i> specified by the -wreg option is out of range. Specify a value between <i>num1</i> and <i>num2</i> .
F6004	[Message]	[78K0][78K0R] Illegal file name "file name"
	[Explanation]	[78K0][78K0R] The file name contains illegal characters or the maximum character length has been exceeded.
	[Action by User]	[78K0][78K0R] Specify the file name with correct characters and the correct number of characters.
	[Message]	[V850] -rreg num is out of range(<i>num1</i> ≤ <i>num</i> ≤ <i>num2</i>).
	[Explanation]	[V850] The number <i>num</i> specified by the -reg option is out of range. Specify a value between <i>num1</i> and <i>num2</i> .
F6005	[Message]	[78K0][78K0R] Illegal file specification "file name"
	[Explanation]	[78K0][78K0R] An illegal file was specified.
	[Action by User]	[78K0][78K0R] Specify a correct file name.
	[Message]	[V850] cannot write file ' <i>file</i> '(errno= <i>num</i>)
	[Explanation]	[V850] Message number <i>num</i> occurred while writing to file <i>file</i> .

F6006	[Message]	File not found "file name"
	[Explanation]	The specified input file was not found.
	[Action by User]	Specify the name of an existing file.
F6008	[Message]	File specification conflicted "file name"
	[Explanation]	The input and output files have the same name.
	[Action by User]	Specify input and output files with different names.
F6009	[Message]	Unable to make file "file name"
	[Explanation]	The specified file is write protected.
	[Action by User]	Remove the write protection from the file.
F6010	[Message]	Directory not found "file name"
	[Explanation]	The output file name includes a nonexistent drive or folder.
	[Action by User]	Specify an existing drive or folder name.
F6011	[Message]	Illegal path "option"
	[Explanation]	The path parameter option was set to other than a path name.
	[Action by User]	Specify a correct path name.
F6012	[Message]	Missing parameter "option"
	[Explanation]	A required parameter was not specified.
	[Action by User]	Specify the parameter.
F6013	[Message]	Parameter not needed "option"
	[Explanation]	An unneeded parameter was specified.
	[Action by User]	Remove the unneeded parameter.
F6014	[Message]	Out of range "option"
	[Explanation]	The specified number is out of range.
	[Action by User]	Specify a correct number.
F6015	[Message]	Parameter is too long "option"
	[Explanation]	The parameter exceeds the maximum character length.
	[Action by User]	Change the length of the parameter to within the maximum number of characters.
F6016	[Message]	Illegal parameter "option"
	[Explanation]	There is a syntax error in the parameter.
	[Action by User]	Specify the parameter correctly.
F6017	[Message]	Too many parameters "option"
	[Explanation]	The number of parameters exceeds the maximum limit.
	[Action by User]	Change the number of parameters to within the maximum limit.
F6018	[Message]	Option is not recognized "option"
	[Explanation]	The option name is incorrect.
	[Action by User]	Specify a correct option name.

F6019	[Message]	Parameter file nested
	[Explanation]	The -f option was specified in a parameter file.
	[Action by User]	Do not specify the -f option in a parameter file.
F6020	[Message]	Parameter file read error "file name"
	[Explanation]	Cannot load the parameter file.
	[Action by User]	Specify a correct parameter file.
F6021	[Message]	Memory allocation failed
	[Explanation]	Not enough memory.
	[Action by User]	Ensure that the required memory is available.
F6101	[Message]	File is not "file name"
	[Explanation]	This is not an input file name.
F6102	[Message]	Load module file is not executable "file name"
	[Explanation]	Tried to input a file other than a load module file, or tried to convert a load module file created on an incompatible host machine.
F6103	[Message]	Load module file has relocation data "file name"
	[Explanation]	The address of the load module file is not resolved.
F6104	[Message]	Object module file is executable "file name"
	[Explanation]	The object module file is an executable format.
F6105	[Message]	Segment name is not found in load module file "segment name"
	[Explanation]	Could not find the segment name of the object module file in the load module file.
F6106	[Message]	Segment name is not found in object module file "file name"
	[Explanation]	Could not find the segment name of the assembly list file in the object module file.
F6107	[Message]	Not enough memory
	[Explanation]	Not enough working memory.
F6108	[Message]	Load module file has no symbol data "load module name"
	[Explanation]	Symbol information has not been output to the load module because the -ng option was specified in the linker.
F6109	[Message]	Overlay file cannot open "path name"
	[Explanation]	Cannot open the assembler overlay file.
F6110	[Message]	Illegal assembler list file "file name"
	[Explanation]	The input assembly list file is not an assembly list.
F6203	[Message]	out of memory
	[Explanation]	Not enough memory.
F6500	[Message]	unknown option ' <i>option</i> '
	[Explanation]	Invalid option <i>option</i> has been specified.
F6510	[Message]	too many files
	[Explanation]	Too many file names have been specified.
F6520	[Message]	out of memory
	[Explanation]	Not enough memory.

F6530	[Message]	cannot open file ' <i>file</i> '
	[Explanation]	Could not open file <i>file</i> .
F6540	[Message]	cannot write file ' <i>file</i> '
	[Explanation]	An error occurred while writing to file <i>file</i> .
F6550	[Message]	cannot read file ' <i>file</i> '
	[Explanation]	An error occurred while reading from file <i>file</i> .
F6560	[Message]	cannot create file ' <i>file</i> '
	[Explanation]	Cannot generate file <i>file</i> .
F6580	[Message]	input line is too long
	[Explanation]	The input file contains a line that is too long.
F6901	[Message]	File open error has occurred "file name"
	[Explanation]	Cannot open the file.
F6902	[Message]	File read error has occurred "file name"
	[Explanation]	Cannot correctly load the file.
F6903	[Message]	File write error has occurred "file name"
	[Explanation]	Cannot write data to the file correctly.
F6904	[Message]	File seek error has occurred "file name"
	[Explanation]	A file seek error has occurred.
F7000	[Message]	too many errors
	[Explanation]	Compilation was halted because the number of errors has exceeded the defined limit.
F7001	[Message]	unknown option ' <i>option</i> '
	[Explanation]	Invalid option <i>option</i> has been specified.
F7002	[Message]	invalid argument of option ' <i>option</i> '
	[Explanation]	The argument of option <i>option</i> is invalid.
F7003	[Message]	nested command file ' <i>file</i> '
	[Explanation]	Command file <i>file</i> is nested. Nesting is not allowed.
F7004	[Message]	no input file
	[Explanation]	No input file specified.
F7005	[Message]	cannot open file ' <i>file</i> '
	[Explanation]	Could not open file <i>file</i> .
F7006	[Message]	archive symbol table and archive member mismatch
	[Explanation]	There is an error in the archive symbol table.
F7007	[Message]	unknown file type ' <i>file</i> '
	[Explanation]	Type of file <i>file</i> unknown.
F7009	[Message]	out of memory
	[Explanation]	Not enough memory.
F7010	[Message]	multiple defined symbol ' <i>symbol</i> '
	[Explanation]	Symbol <i>symbol</i> has been defined multiple times.

F7011	[Message]	duplicated cpu type
	[Explanation]	The target device has been specified more than once via options and/or #pragma directives.
F7012	[Message]	cannot write file ' <i>file</i> '(errno= <i>num</i>)
	[Explanation]	Message number <i>num</i> occurred while writing to file <i>file</i> .
F7040	[Message]	Impossible to omit the -VO option.
	[Explanation]	The -vo option cannot be omitted.
	[Action by User]	Specify the -vo option.
F8000	[Message]	cannot open output file <i>file</i>
	[Explanation]	Cannot create output file <i>file</i> .
F8001	[Message]	Missing input file
	[Explanation]	No input file specified.
	[Action by User]	Specify an input file.
F8002	[Message]	Too many input files
	[Explanation]	Two or more input files are specified.
	[Action by User]	Specify a single input file only.
F8004	[Message]	Illegal file name "file name"
	[Explanation]	The file name contains illegal characters or the maximum character length has been exceeded.
	[Action by User]	Specify the file name with correct characters and the correct number of characters.
F8005	[Message]	Illegal file specification "file name"
	[Explanation]	An illegal file was specified.
	[Action by User]	Specify a correct file name.
F8006	[Message]	File not found "file name"
	[Explanation]	The specified input file was not found.
	[Action by User]	Specify the name of an existing file.
F8007	[Message]	Input file specification overlapped "file name"
	[Explanation]	The input file name has been specified more than once.
	[Action by User]	Specify a correct file name.
F8008	[Message]	File specification conflicted "file name"
	[Explanation]	The input and output files have the same name.
	[Action by User]	Specify input and output files with different names.
F8009	[Message]	Unable to make file "file name"
	[Explanation]	The specified file is write protected.
	[Action by User]	Remove the write protection from the file.

F8010	[Message]	[78K0R] Directory not found "file name"
	[Explanation]	[78K0R] The output file name includes a nonexistent drive or folder.
	[Action by User]	[78K0R] Specify an existing drive or folder name.
	[Message]	[V850] cannot open input file <i>file</i>
	[Explanation]	[V850] Could not open input file <i>file</i> .
F8011	[Message]	Illegal path "option"
	[Explanation]	The path parameter option was set to other than a path name.
	[Action by User]	Specify a correct path name.
F8012	[Message]	Missing parameter "option"
	[Explanation]	A required parameter was not specified.
	[Action by User]	Specify the parameter.
F8013	[Message]	Parameter not needed "option"
	[Explanation]	An unneeded parameter was specified.
	[Action by User]	Remove the unneeded parameter.
F8014	[Message]	Out of range "option"
	[Explanation]	The specified number is out of range.
	[Action by User]	Specify a correct number.
F8015	[Message]	Parameter is too long "option"
	[Explanation]	The parameter exceeds the maximum character length.
	[Action by User]	Change the length of the parameter to within the maximum number of characters.
F8016	[Message]	Illegal parameter "option"
	[Explanation]	There is a syntax error in the parameter.
	[Action by User]	Specify the parameter correctly.
F8017	[Message]	Too many parameters "option"
	[Explanation]	The number of parameters exceeds the maximum limit.
	[Action by User]	Change the number of parameters to within the maximum limit.
F8018	[Message]	Option is not recognized "option"
	[Explanation]	The option name is incorrect.
	[Action by User]	Specify a correct option name.
F8019	[Message]	Parameter file nested
	[Explanation]	The -f option was specified in a parameter file.
	[Action by User]	Do not specify the -f option in a parameter file.
F8020	[Message]	[78K0R] Parameter file read error "file name"
	[Explanation]	[78K0R] Cannot load the parameter file.
	[Action by User]	[78K0R] Specify a correct parameter file.
	[Message]	[V850] cannot write file ' <i>file</i> '
	[Explanation]	[V850] Cannot write to output file <i>file</i> .

F8021	[Message]	Memory allocation failed
	[Explanation]	Not enough memory.
	[Action by User]	Ensure that the required memory is available.
F8030	[Message]	unknown option <i>option</i>
	[Explanation]	Option <i>option</i> has been specified but does not exist in sf850.
F8031	[Message]	Security ID is not supported for this device
	[Explanation]	Security IDs are not supported for the specified device.
	[Action by User]	Do not specify a security ID.
F8040	[Message]	illegal argument <i>option</i>
	[Explanation]	There is an error in the argument specified for option <i>option</i> .
F8050	[Message]	<i>option</i> option need sub argument
	[Explanation]	Option <i>option</i> requires an argument.
F8080	[Message]	not enough memory
	[Explanation]	Not enough memory.
F8101	[Message]	"file name" invalid input file(or made by different hostmachine)
	[Explanation]	Tried to input a file other than an object module file, or tried to link object module files created on an incompatible host machine.
F8103	[Message]	"file name" Illegal processor type
	[Explanation]	The target device for assembly or compilation is not the target device of this linker.
	[Action by User]	Make sure that the object module file is correct. Make sure that the linker can handle the target device of the assembler or compiler. Also make sure that the overlay file version is correct (the linker references part of the assembler's overlay file to obtain unique information about the target device).
F8104	[Message]	"file name" Different processor type from first input file "first file name input"
	[Explanation]	Input the first input object module file and a different object module file of the target device.
F8106	[Message]	Can't create temporary file ile name"
	[Explanation]	Cannot create temporary file.
F8118	[Message]	Can't find target chip in all modules
	[Explanation]	The common object option (-common) has been specified for all input object module files. For this reason, it is not possible to determine the target device.
	[Action by User]	Remove unneeded common object specification options (-common).
F8200	[Message]	memory allocation fault
	[Explanation]	Not enough memory.
F8201	[Message]	bad key <i>character</i> -- use [dm(a b)qr(a b u)txV]
	[Explanation]	<i>character</i> cannot be specified as a key.
F8202	[Message]	bad option <i>character</i> -- use [cv]
	[Explanation]	<i>character</i> cannot be specified as an option.

F8203	[Message]	[78K0R] Segment "segment name" unknown segment type
	[Explanation]	[78K0R] There is an error in the segment information of the input object module file (the link type specification of the output segment is incorrect).
	[Message]	[V850] bad option <i>string</i>
	[Explanation]	[V850] <i>string</i> cannot be specified as an option.
F8204	[Message]	can not create file <i>file</i>
	[Explanation]	Cannot create file <i>file</i> .
F8205	[Message]	file name <i>name...</i> is too long
	[Explanation]	File name <i>name</i> is too long.
F8206	[Message]	can not open file <i>file</i>
	[Explanation]	Could not open file <i>file</i> .
F8207	[Message]	can not close file <i>file</i>
	[Explanation]	Could not close file <i>file</i> .
F8208	[Message]	can not read file <i>file</i>
	[Explanation]	Cannot read from file <i>file</i> .
F8209	[Message]	can not write file <i>file</i>
	[Explanation]	Cannot write from file <i>file</i> .
F8210	[Message]	can not seek file <i>file</i>
	[Explanation]	Cannot seek in file <i>file</i> .
F8212	[Message]	can not nest command file <i>file</i>
	[Explanation]	Command file <i>file</i> is nested. Nesting is not allowed.
F8213	[Message]	<i>file</i> is not archive file
	[Explanation]	File <i>file</i> is not an archive file.
F8214	[Message]	[78K0R] Segment "segment name" can't allocated on SELFRAM
	[Explanation]	[78K0R] This segment is located on an area that overlaps BRAM and internal RAM. For this reason, the data may become corrupted in self programming mode. This area cannot be allocated because the -self option is specified. See the user's manual of the device for details.
	[Action by User]	[78K0R] Revise the allocation.
	[Message]	[V850] malformed archive file <i>file</i>
	[Explanation]	[V850] There is a possibility that the archive file <i>file</i> is corrupt.
F8215	[Message]	can not find member <i>member</i>
	[Explanation]	Member <i>member</i> not found in archive file.
F8216	[Message]	symbol table limit error <i>file (number1)</i> -- limit is <i>number2</i>
	[Explanation]	The number of symbols <i>number1</i> in archive file exceeds the maximum limit. The maximum number is <i>number2</i> .
F8217	[Message]	symbol table error <i>file</i>
	[Explanation]	There is a risk that the archive string table in archive file <i>file</i> is corrupt.
F8218	[Message]	string table error <i>file</i>
	[Explanation]	Failed to create an archive symbol table in archive file <i>file</i> .

F8219	[Message]	<i>file</i> has no member
	[Explanation]	Archive file <i>file</i> has no members.
F8220	[Message]	version error <i>file</i>
	[Explanation]	The version of the format of the specified file <i>file</i> is not supported.
F8221	[Message]	can not read archive header <i>file</i>
	[Explanation]	Cannot read header from archive file <i>file</i> .
F8400	[Message]	b option needs argument.
	[Explanation]	Not enough arguments for -b option.
F8401	[Message]	[78K0R] "file name" Bad symbol table
	[Explanation]	[78K0R] The symbol information of the input object module file is invalid. The symbol entry of the input file does not start with the "file" symbol.
	[Message]	[V850] o option needs argument.
	[Explanation]	[V850] Not enough arguments for -o option.
F8402	[Message]	[78K0R] File "file name" has no string table for symbol
	[Explanation]	[78K0R] The symbol information of the input object module file is invalid.
	[Action by User]	[78K0R] Perform the assembly or compilation again. It may be possible to avoid this by setting the number of symbol characters recognized by the assembler to 8 characters, and by the compiler to 7 characters.
	[Message]	[V850] p option needs argument.
	[Explanation]	[V850] Not enough arguments for -p option.
F8403	[Message]	t option needs argument.
	[Explanation]	Not enough arguments for -t option.
F8404	[Message]	F option needs argument.
	[Explanation]	Not enough arguments for -f option.
F8405	[Message]	unknown option argument.
	[Explanation]	The specified argument is not allowed for this option.
F8406	[Message]	- <i>option</i> unknown option.
	[Explanation]	Option <i>option</i> cannot be specified.
F8407	[Message]	b option is specified more than once.
	[Explanation]	The -b option was specified more than once.
F8411	[Message]	<i>file</i> : illegal input file name.
	[Explanation]	Could not input the input file <i>file</i> because it has the same name as the output file.
F8412	[Message]	illegal input file type. file(<i>file</i>) is archive file.
	[Explanation]	Could not input the input file <i>file</i> because it is an archive file.
F8413	[Message]	<i>file</i> bad magic.
	[Explanation]	Could not input the input file <i>file</i> because it is an invalid file.
F8414	[Message]	cannot open command file <i>file</i> .
	[Explanation]	Could not open command file <i>file</i> .

F8415	[Message]	[78K0R] Compiler options are mixed in file " <i>file name 1</i> " First defined in file " <i>file name 2</i> "
	[Explanation]	[78K0R] An object file with a different compiler optimization option as the overall program has been input, but a single compiler optimization option must be specified for the entire program. Specify the same option and compile again.
	[Message]	[V850] nested command file <i>file</i> .
	[Explanation]	[V850] Command file <i>file</i> is nested. Nesting is not allowed.
F8416	[Message]	file name <i>name</i> is too long.
	[Explanation]	File name <i>name</i> is too long.
F8417	[Message]	cannot find device file.
	[Explanation]	The device file was not found.
F8419	[Message]	memory allocation fault.
	[Explanation]	Not enough memory.
F8420	[Message]	<i>file</i> : illegal section type " <i>section</i> " specified with -p option.
	[Explanation]	Section <i>section</i> in the file specified by the -p option has a section attribute that cannot be specified by this option.
F8421	[Message]	<i>file</i> : illegal section type " <i>section</i> " specified with -t option.
	[Explanation]	Section <i>section</i> in the file specified by the -t option has a section attribute that cannot be specified by this option.
F8422	[Message]	address of <i>symbol</i> symbol must be same in all files.
	[Explanation]	Make the address of <i>symbol</i> the same for all input files.
F8423	[Message]	<i>file</i> : not absolute object.
	[Explanation]	Relocatable object file <i>file</i> was specified as an input file.
F8424	[Message]	<i>file</i> : " <i>symbol</i> " symbol not found.
	[Explanation]	The specified symbol <i>symbol</i> was not found in object file <i>file</i> .
F8425	[Message]	rompsec section overflowed highest address of target machine.
	[Explanation]	A memory overflow occurred when creating the rompsec section.
	[Remark]	Specifying the -Ximem_overflow=warning option can turn this error into a warning. Specifying the -rom_less option can eliminate this message.
F8426	[Message]	<i>section1</i> section and <i>section2</i> section overlapped.
	[Explanation]	Section <i>section1</i> and section <i>section2</i> overlap.
F8427	[Message]	processor type must be same in all files.
	[Explanation]	An invalid input file has been specified.
F8428	[Message]	symbol(<i>start_label</i>) must be word alignment.
	[Explanation]	Give label <i>start_label</i> an address with a 4-byte boundary.
F8429	[Message]	packing section not found.
	[Explanation]	The specified section was not found in the object file.

F8430	[Message]	[78K0R] Different FLASH address in file "file name 1". First specified in file "file name 2"
		[78K0R] Different FLASH address in file "file name 1". Parameter option '-zb'
	[Explanation]	[78K0R] The start addresses of the Flash memory area of the input files are not all identical.
	[Action by User]	[78K0R] Set all the same values for the -zb option and the compiler's -zz option.
	[Message]	[V850] <i>section</i> section not found.
	[Explanation]	[V850] Could not find section <i>section</i> specified via the -p option.
F8432	[Message]	illegal object file (<i>string</i>).
	[Explanation]	The object file is invalid.
F8433	[Message]	can not open file <i>file</i> .
	[Explanation]	Could not open file <i>file</i> .
F8435	[Message]	ext_table address in file 'xxx'. First specified in file 'xxx'
	[Explanation]	The value for "#pragma ext_table" set in the C source is invalid.
	[Action by User]	Set the "ITBLTOP" value specified by the startup routine and the "#pragma ext_table" value specified in the C source all to the same value.
F8436	[Message]	Different FLASH table address in file "file name 1". First specified in file "file name 2"
	[Explanation]	The start addresses of the flash ROM area branch table are not all the same.
	[Action by User]	Set all the same values for the compiler's -zt option.
F8437	[Message]	FLASH table address smaller than FLASH address in file "file name 1". First specified in file "file name 2"
		FLASH table address smaller than FLASH address in file "file name 1". Parameter option '-zb'
		FLASH table address smaller than FLASH address in file "file name 1".
	[Explanation]	The start addresses of the Flash ROM area branch table are set lower than the Flash start addresses.
F8438	[Message]	Different MIRROR address in file "file name 1". First specified in file "file name 2"
		Different MIRROR address in file "file name 1". Parameter option '-mi'
	[Explanation]	All values specifying the mirror area are not the same.
	[Action by User]	Set all the same values for the linker and the compiler's -mi option.
F8502	[Message]	Too many segment (up to 65535/0FFFFH)
	[Explanation]	The total number of input segments exceeds 65,535.
F8600	[Message]	too many input files
	[Explanation]	Cannot specify multiple input files.
F8601	[Message]	too many output files
	[Explanation]	Cannot specify multiple output files.
F8602	[Message]	illegal option <i>-character</i>
	[Explanation]	<i>-character</i> cannot be specified as an option.
F8603	[Message]	expect format type [ITSs] after <i>-f</i>
	[Explanation]	Follow <i>-f</i> with I, T, S, or s.

F8604	[Message]	expect section name after -l
	[Explanation]	Follow -l with a section name.
F8605	[Message]	expect block length after -b
	[Explanation]	Follow -b with the block length.
F8606	[Message]	expect disp value after -d
	[Explanation]	Follow -d with the offset value.
F8607	[Message]	expect input file
	[Explanation]	Specify an input file name.
F8608	[Message]	expect output file after -o
	[Explanation]	Follow -o with an output file name.
F8609	[Message]	expect device file path after -F
	[Explanation]	Follow -F with a device file path.
F8610	[Message]	illegal use of <i>option</i> option
	[Explanation]	Illegal use of option <i>option</i> .
F8611	[Message]	nested command file <i>file</i>
	[Explanation]	Command file <i>file</i> is nested. Nesting is not allowed.
F8612	[Message]	no section data exists in specified address area (<i>address1</i> - <i>address2</i>)
	[Explanation]	There is no section in the area (<i>address1</i> to <i>address2</i>) specified by the -U option.
F8613	[Message]	file name <i>name</i> is too long
	[Explanation]	File name <i>name</i> is too long.
F8620	[Message]	cannot open file <i>file</i>
	[Explanation]	Could not open file <i>file</i> .
F8621	[Message]	cannot open output file <i>file</i>
	[Explanation]	Could not open output file <i>file</i> .
F8622	[Message]	cannot get section <i>section</i>
	[Explanation]	Section <i>section</i> not found.
F8623	[Message]	cannot find device file
	[Explanation]	The device file was not found.
F8624	[Message]	cannot find device information
	[Explanation]	Device information not found.
F8625	[Message]	<i>file</i> is not ELF file
	[Explanation]	File <i>file</i> is not an ELF-format object file.
F8626	[Message]	<i>file</i> is archive file
	[Explanation]	File <i>file</i> is an archive file. Archive files cannot be specified.
F8627	[Message]	illegal target machine type
	[Explanation]	Illegal target machine type.
F8628	[Message]	illegal object file (<i>string</i>)
	[Explanation]	The object file is invalid.

F8629	[Message]	cannot create HEX rom data, because there is no memory information
	[Explanation]	Cannot create ROM data due to lacking memory information.
F8630	[Message]	<i>section</i> section overflowed lowest address of internal memory
	[Explanation]	Section <i>section</i> underflows the internal ROM area or the area specified by the -U option.
F8639	[Message]	<i>section</i> : no such section
	[Explanation]	Specified section <i>section</i> not found.
F8640	[Message]	illegal block length <i>length</i>
	[Explanation]	Block length <i>length</i> specified by the -b option is an invalid length.
F8641	[Message]	illegal disp value <i>value</i>
	[Explanation]	Offset value <i>value</i> specified by the -d option is invalid.
F8642	[Message]	illegal fill value
	[Explanation]	The fill value specified by the -U option is invalid.
F8643	[Message]	illegal start address <i>value</i>
	[Explanation]	Start address <i>value</i> specified by the -U option is invalid.
F8644	[Message]	illegal size value <i>value</i>
	[Explanation]	Size value <i>value</i> specified by the -U option is invalid.
F8645	[Message]	size must not be 0
	[Explanation]	The size specified by the -U option cannot be zero.
F8646	[Message]	memory allocation fault
	[Explanation]	Not enough memory.
F8651	[Message]	specified address area(<i>addr1</i> - <i>addr2</i>) overlaps I/O area (<i>addr3</i> - <i>addr4</i>)
	[Explanation]	The range specified by the -U option (<i>addr1</i> - <i>addr2</i>) overlaps the peripheral I/O (<i>addr3</i> - <i>addr4</i>).
F8801	[Message]	bad magic file <i>file</i>
	[Explanation]	The specified file <i>file</i> is not a V850 microcontroller object file.
F8802	[Message]	cannot find device file
	[Explanation]	The device file was not found.
F8803	[Message]	cannot open file <i>file</i>
	[Explanation]	Cannot open file <i>file</i> .
F8804	[Message]	illegal object (<i>string</i>)
	[Explanation]	The object file is invalid.
F8805	[Message]	nested command file <i>file</i>
	[Explanation]	Command file <i>file</i> is nested. Nesting is not allowed.
F8821	[Message]	memory allocation error
	[Explanation]	Not enough memory.

F8901	[Message]	Can't open overlay file "file name"
	[Explanation]	Cannot open the overlay file.
	[Action by User]	Make sure that the overlay file is in the correct folder (the folder where the executable format program is located).
F8902	[Message]	file "file name" file not found
	[Explanation]	Could not open the specified library file.
F8903	[Message]	Can't read input file "file name"
	[Explanation]	Could not load the object module file specified as the input file.
F8904	[Message]	Can't open output file "file name"
	[Explanation]	Cannot open the output file.
	[Action by User]	Check the status of the disk where the output file creation was attempted (e.g. how much free space is there, what is the media status?).
F8905	[Message]	Can't create temporary file "file name"
	[Explanation]	Could not create a temporary file for the symbol entry.
	[Action by User]	Check the status of the disk where the temporary file creation was attempted (e.g. how much free space is there, what is the media status?).
F8906	[Message]	Can't write map file "file name"
	[Explanation]	Could not write data to link list file.
	[Action by User]	Check the status of the disk where the link list file creation was attempted (e.g. how much free space is there, what is the media status?).
F8907	[Message]	Can't write output file "file name"
	[Explanation]	Could not write to the load module file.
	[Action by User]	Check the status of the disk where the output file creation was attempted (e.g. how much free space is there, what is the media status?).
F8908	[Message]	Can't access temporary file "file name"
	[Explanation]	Could not write to the temporary file.
	[Action by User]	Check the status of the disk where the temporary file creation was attempted (e.g. how much free space is there, what is the media status?).
F8909	[Message]	Can't read DEVICE_FILE file "device file name"
	[Explanation]	Cannot load the device file corresponding to the specified device using the tools up to linking (CC, ST78K0R/RA).
F9001	[Message]	can not open file <i>file</i>
	[Explanation]	Could not open file <i>file</i> .
F9003	[Message]	nested command file <i>file</i>
	[Explanation]	Command file <i>file</i> is nested. Nesting is not allowed.
F9024	[Message]	memory allocation error
	[Explanation]	Not enough memory.
F9600	[Message]	xxx
	[Explanation]	An error was detected.
F9601	[Message]	'xxx' can't open
	[Explanation]	Failed to open the file.

F9602	[Message]	'xxx' can't seek
	[Explanation]	Failed to seek in the file.
F9603	[Message]	'xxx' can't read
	[Explanation]	Failed to load the file.
F9604	[Message]	'xxx' can't write
	[Explanation]	Failed to write to the file.
F9605	[Message]	no memory
	[Explanation]	Failed to allocate the memory.
F9606	[Message]	'xxx' not found
	[Explanation]	The preprocessor could not detect file xxx.
F9607	[Message]	'xxx' failed
	[Explanation]	The preprocessor detected an error in file xxx.
F9608	[Message]	input file nothing
	[Explanation]	No input file specified.
F9609	[Message]	'xxx' not specified file name
	[Explanation]	No file name is specified for option xxx.
F9610	[Message]	'xxx' not specified identifier
	[Explanation]	No identifier is specified for option xxx.
F9611	[Message]	'xxx' not specified symbol
	[Explanation]	No symbol is specified for option xxx.
F9612	[Message]	'xxx' range over
	[Explanation]	The value specified for option xxx is out of range.
F9613	[Message]	'xxx' not specified path
	[Explanation]	No path is specified for option xxx.
F9614	[Message]	multiple declaration function 'xxx'
	[Explanation]	Function name xxx is declared multiple times.
F9700	[Message]	xxx
	[Explanation]	An error was detected.
F9701	[Message]	'xxx' can't open
	[Explanation]	Failed to open the file.
F9702	[Message]	'xxx' can't seek
	[Explanation]	Failed to seek in the file.
F9703	[Message]	'xxx' can't read
	[Explanation]	Failed to load the file.
F9704	[Message]	'xxx' can't write
	[Explanation]	Failed to write to the file.
F9705	[Message]	no memory
	[Explanation]	Failed to allocate the memory.

F9706	[Message]	'xxx' is not ELF executable file
	[Explanation]	File xxx is not an ELF executable file.
F9707	[Message]	input file nothing
	[Explanation]	No input file specified.
F9708	[Message]	too many files
	[Explanation]	More than one file is specified for parsing.
F9709	[Message]	Executable file does not provide symbol information
	[Explanation]	The file to parse does not have a symbol table.
F9710	[Message]	Executable file does not provide data-object information
	[Explanation]	The file to parse does not have any variable.
F9711	[Message]	'xxx' not found range
	[Explanation]	No range is specified for the -r option.
F9712	[Message]	'xxx' invalid range
	[Explanation]	The value specified for the -r option is out of range.
F9713	[Message]	'xxx' invalid end-address
	[Explanation]	The end address specified by the -r option is invalid.
F9714	[Message]	'xxx' not specified path
	[Explanation]	No output path is specified for the -r option.
F9715	[Message]	'xxx' not specified file name
	[Explanation]	No output file is specified for the -r option.
F0512003	[Message]	Toomany errors.
F0520003	[Message]	#include file " <i>file</i> " includes itself.
	[Explanation]	#include file " <i>file</i> " includes itself. Correct the error.
F0520004	[Message]	Out of memory.
	[Explanation]	Out of memory. Close other applications, and perform the compile again.
F0520005	[Message]	Could not open source file " <i>file</i> ".
F0520013	[Message]	Expected a file name.
F0520016	[Message]	" <i>file</i> " is not a valid source file name.
F0520035	[Message]	#error directive: <i>character string</i>
	[Explanation]	There is an "#error" directive in the source file.
F0520143	[Message]	Program too large or complicated to compile.
F0520189	[Message]	Error while writing " <i>file</i> " file.
F0520219	[Message]	Error while deleting file " <i>file</i> ".
F0520563	[Message]	Invalid preprocessor output file.
F0520564	[Message]	Cannot open preprocessor output file.
F0520583	[Message]	Invalid error output file.
F0520584	[Message]	Cannot open error output file.
F0531003	[Message]	The function " <i>function</i> " specified by the " <i>option</i> " option is not exist.

F0542001	[Message]	Cannot allocate register to " <i>symbol</i> " specified by the -Xrnumber option.
F0542002	[Message]	Cannot assign address constant to initializer for bitfield.
F0550503	[Message]	Cannot open file <i>file</i> .
	[Action by User]	Check the file.
F0550504	[Message]	Illegal section kind.
	[Action by User]	Check the section type specification.
F0550505	[Message]	Memory allocation fault.
	[Action by User]	Check free memory.
F0550506	[Message]	Memory allocation fault (<i>string</i>).
	[Action by User]	Check free memory.
F0550507	[Message]	Overflow error (<i>string</i>).
	[Explanation]	Ran out of working space while processing the expression. Change it to a simpler expression.
	[Action by User]	Check the expression.
F0550508	[Message]	<i>identifier</i> undefined.
	[Action by User]	Check the identifier.
F0550509	[Message]	Illegal pseudo(<i>string</i>) found.
	[Action by User]	Check the directive.
F0550510	[Message]	<i>string</i> unexpected.
	[Action by User]	Check the directive.
F0550511	[Message]	<i>string</i> unmatched.
	[Action by User]	Check the conditional assembly control instruction.
F0550512	[Message]	\$if, \$ifn, etc. too deeply nested.
	[Explanation]	4294967294 or more levels of nesting have been used in the conditional assembly control instruction.
	[Action by User]	Check the nesting.
F0550513	[Message]	Unexpected EOF in <i>string</i> .
	[Explanation]	There is no .endm directive corresponding to <i>string</i> directive.
	[Action by User]	Check the directive.
F0550514	[Message]	Parameter table overflow.
	[Explanation]	4294967294 or more actual parameters have been used.
	[Action by User]	Check the actual parameters.
F0550515	[Message]	<i>string</i> not in .rept/.irp.
	[Action by User]	Check the directive.
F0550516	[Message]	Local symbol value overflow.
	[Explanation]	The number of symbols generated automatically via the .local directive exceeds the maximum limit (4294967294).
	[Action by User]	Check the directive.

F0550517	[Message]	<i>string</i> nest over.
	[Explanation]	4294967294 or more levels of nesting have been used in <i>string</i> .
	[Action by User]	Check the nesting.
F0550518	[Message]	Unreasonable macro_call nesting.
	[Explanation]	A macro body called the macro currently being defined.
	[Action by User]	Check macro definition.
F0550519	[Message]	Argument mismatch.
	[Explanation]	The arguments specified in the macro call are invalid.
	[Action by User]	Check the arguments.
F0550520	[Message]	\$ must be followed by defined symbol.
	[Explanation]	The dollar sign (\$) must be followed by a non-symbol identifier or an undefined symbol name.
	[Action by User]	Check the code.
F0550521	[Message]	Too many errors.
	[Explanation]	The number of fatal errors has reached 30. Assembly halted.
	[Action by User]	Correct the errors.
F0550523	[Message]	Duplicated cpu type.
	[Explanation]	The target device has been specified more than once via options and/or directives.
	[Action by User]	Check the target-device specification.
F0550524	[Message]	Cannot find devicefile.
	[Explanation]	There is no device file corresponding to the specified target device, the device specification is incorrect, or no device is specified.
	[Action by User]	Check the device file.
F0550525	[Message]	Illegal microcontrollers.
	[Explanation]	There is no microcontrollers corresponding to the specified device file.
	[Action by User]	Check the device file.
F0550526	[Message]	Devicefile version mismatch, cannot use version <i>version</i> .
	[Action by User]	Check the device file.
F0550528	[Message]	tidata.byte/tibss.byte size overflow(size > 128).
	[Action by User]	Check the sizes of the .tidata.byte section and .tibss.byte section.
F0550529	[Message]	tidata.word/tibss.word size overflow(size > 256).
	[Action by User]	Check the sizes of the .tidata.word section and .tibss section, and .tibss section.
F0550530	[Message]	tidata/tibss size overflow(size > 256).
	[Action by User]	Check the sizes of the .tidata.byte section, .tibss.byte section, .tidata.word section, .tibss.word section, .tidata section, and .tibss section.
F0550531	[Message]	Too many symbols.
	[Explanation]	The maximum number of symbols that can be included in a single file has been exceeded. The maximum number of symbols that can be included is 4294967294, including symbols registered internally by the assembler.

F0550532	[Message]	Illegal object file (<i>string</i>).
	[Explanation]	A file system-dependent error occurred while generating a linkable object file.
	[Action by User]	Check the file system.
F0550533	[Message]	Illegal size of function ' <i>function</i> ', cannot use ' <i>function</i> ' for \$SMART_CORRECT.
	[Action by User]	Check the size of function " <i>function</i> ".
F0550534	[Message]	Too many instructions of one file.
	[Explanation]	The maximum number of instructions for one file has been exceeded. The maximum is 10,000,000.
	[Action by User]	Check the number of instructions.
F0550535	[Message]	' <i>function1</i> ' and ' <i>function2</i> ' are defined in same section.
	[Action by User]	Put a corrected function for which a "\$smart_correct" control instruction has been specified in a different section from that of the uncorrected function.
F0550536	[Message]	" <i>Option</i> " option is not supported for this device.
	[Action by User]	Check the target device.
F0560001	[Message]	Can not open input file " <i>file</i> "
F0560002	[Message]	Can not open output file " <i>file</i> "
F0560003	[Message]	Can not create output file " <i>file</i> "
F0560004	[Message]	Can not open directive file " <i>file</i> "
F0560005	[Message]	Can not get size of directive file " <i>file</i> "
F0560006	[Message]	Can not truncate output file " <i>file</i> " to have size(<i>number</i>)
F0560007	[Message]	Can not seek output file " <i>file</i> "
F0560008	[Message]	Can not write output file " <i>file</i> "
F0560009	[Message]	Can not find devicefile " <i>string</i> "
F0560010	[Message]	Illegal devicefile " <i>string</i> "
F0560011	[Message]	Can not open devicefile " <i>string</i> "
F0560012	[Message]	Can not read devicefile " <i>string</i> "
F0560013	[Message]	Illegal object file(Error number: <i>number</i>)
F0560101	[Message]	Illegal ELF version
F0560102	[Message]	Illegal target machine type
F0560103	[Message]	Illegal target machine class
F0560104	[Message]	Illegal target machine byte order
F0560105	[Message]	Illegal ELF file type, must be relocatable or shared library file
F0560106	[Message]	Unknown format type file " <i>file</i> "
F0560107	[Message]	Illegal devicefile. different family " <i>string</i> ".
F0560108	[Message]	" <i>file</i> " is not executable file.
F0560109	[Message]	" <i>file</i> " is rom packed file.
F0560110	[Message]	Multiple inclusion of same file attempted, ignored.
F0560112	[Message]	Can not link <i>string1</i> common objects with <i>string2</i> objects. " <i>file</i> " is <i>string1</i> common object.

F0560113	[Message]	Can not link mask reg using objects with mask reg not using objects. " <i>file</i> " is mask reg using object.
F0560114	[Message]	Input files have different BPC value.
F0560115	[Message]	Can not link using objects with the specified device.
F0560201	[Message]	Fail to get symbol name string.
F0560202	[Message]	Fail to get <i>number</i> th symbol name string
F0560203	[Message]	Symbol " <i>symbol</i> " has unknown binding class(<i>number</i>)
F0560204	[Message]	Weak symbol " <i>symbol</i> " not supported.
F0560208	[Message]	Symbol " <i>symbol</i> " multiply defined.
F0560209	[Message]	Linking of symbol " <i>symbol</i> " in sdata or sbss attribute section in " <i>file1</i> " and in order attribute section in " <i>file2</i> " is attempted.
F0560210	[Message]	Can not find entry point symbol " <i>symbol</i> " specified with -Xentry_address option.
F0560213	[Message]	"\$EXT_FUNC <i>symbol1</i> , <i>ID1</i> " is already defined as "\$EXT_FUNC <i>symbol2</i> , <i>ID2</i> " in other file.
F0560215	[Message]	Too many symbols.
F0560216	[Message]	Multiple defined symbol. symbol defined previous defined file <i>symbol file1 file2</i>
F0560217	[Message]	Undefined symbol. " <i>symbol</i> " referenced in " <i>file</i> ".
F0560218	[Message]	Symbol table overflow.
F0560219	[Message]	" <i>symbol</i> " has different \$EXT_ENT_SIZE.
F0560220	[Message]	TP-symbol " <i>symbol</i> " specified as GP-symbol " <i>symbol2</i> "'s base symbol is not found.
F0560301	[Message]	Failed to get section name string table section.
F0560302	[Message]	Failed to get symbol name string table section.
F0560303	[Message]	Failed to get section header.
F0560304	[Message]	Failed to get section name string.
F0560306	[Message]	Section " <i>section</i> " has unknown section type (<i>number</i>).
F0560307	[Message]	Can not get raw data of section " <i>section</i> ".
F0560309	[Message]	Interrupt function section " <i>section</i> " is already defined.
F0560310	[Message]	Special section " <i>section</i> " is already defined.
F0560311	[Message]	Illegal " <i>section</i> " section size.
F0560404	[Message]	Relocated value(<i>value</i>) of relocation entry(symbol: <i>symbol</i> , file: <i>file</i> , section: <i>section</i> , offset: <i>offset</i> , type: <i>relocation type</i>) for branch command become odd value.
F0560405	[Message]	Can not find GP-symbol in segment " <i>segment</i> " of illegal label reference for local symbol in file " <i>file2</i> " (section: <i>section2</i> , offset: <i>offset</i> , type: <i>relocation type</i>).local symbol is allocated in section " <i>section1</i> " (file: <i>file1</i>).
F0560407	[Message]	Can not find GP-symbol in segment " <i>segment</i> " of illegal label reference for symbol " <i>symbol</i> " in file " <i>file2</i> " (section: <i>section2</i> , offset: <i>offset</i> , type: <i>relocation type</i>). " <i>symbol</i> " is allocated in section " <i>section1</i> " (file: <i>file1</i>).
F0560409	[Message]	Can not find GP-symbol in section " <i>section</i> " of file " <i>file1</i> " or illegal label reference for symbol " <i>symbol</i> " in file " <i>file2</i> " (section: <i>section2</i> , offset: <i>offset</i> , type: <i>relocation type</i>). " <i>symbol</i> " is allocated in section " <i>section1</i> " (file: <i>file1</i>).

F0560411	[Message]	Relocated value(<i>value</i>) of relocation entry(file: <i>file</i> , section: <i>section</i> , offset: <i>offset</i> , type: <i>relocation type</i>) for branch command become odd value.
F0560414	[Message]	EP symbol is needed for using SIDARA/SEDATA segment.
F0560415	[Message]	Symbol " <i>symbol</i> " (output section <i>section1</i>) is too far from output section " <i>section2</i> ". (value: <i>value</i> , file: <i>file</i> input section: <i>section3</i> , offset; <i>offset</i> , type: <i>relocation type</i>)
F0560417	[Message]	Output section " <i>section1</i> " is too far from output section " <i>section2</i> ". (value: <i>value</i> , file: <i>file</i> input section: <i>section3</i> , offset; <i>offset</i> , type: <i>relocation type</i>)
F0560419	[Message]	Output section " <i>section1</i> " overflowed or illegal label reference for symbol " <i>symbol</i> " in file " <i>file</i> ". (value: <i>value</i> , input section: <i>section2</i> , offset; <i>offset</i> , type: <i>relocation type</i>). " <i>symbol</i> " is allocated in section " <i>section1</i> " (file: <i>file</i>)
F0560421	[Message]	Output section " <i>section1</i> " overflowed or illegal label reference for local symbol in file " <i>file2</i> ". (value: <i>value</i> , input section: <i>section2</i> , offset; <i>offset</i> , type: <i>relocation type</i>). local symbol is allocated in section " <i>section1</i> " (file: <i>file1</i>)
F0560423	[Message]	Can not reference extern symbol " <i>symbol</i> " by string.
F0560424	[Message]	No symbol information in boot file " <i>file</i> "
F0560502	[Message]	Can not find library member at offset(<i>offset</i>) specified in library symbol table entry.
F0560503	[Message]	Sorry. shared library not supported.
F0560627	[Message]	Segment " <i>segment</i> " overflowed highest address of target machine.
F0560629	[Message]	Segment directive of segment " <i>segment</i> " needs string.
F0560630	[Message]	Section directive of section " <i>section</i> " needs string.
F0560631	[Message]	Symbol directive of symbol " <i>symbol</i> " needs string.
F0560633	[Message]	Start address(<i>number1</i>) of segment " <i>segment1</i> " overlaps previous segment " <i>segment2</i> " ended before address(<i>number2</i>).
F0560634	[Message]	Start address(<i>number1</i>) of section " <i>section1</i> " overlaps previous section " <i>section2</i> " ended before address(<i>number2</i>).
F0560635	[Message]	Start address(<i>number1</i>) of section " <i>section</i> " overflowed start address(<i>number2</i>) of segment " <i>segment</i> ".
F0560636	[Message]	Memory size(<i>number1</i>) of segment " <i>segment</i> " overflowed specified or default maximum memory size(<i>number2</i>).
F0560649	[Message]	End address of section " <i>section</i> " overflowed maximum memory address(<i>number</i>).
F0560650	[Message]	End address of segment " <i>segment</i> " overflowed maximum memory address(<i>number</i>).
F0560652	[Message]	Segment " <i>segment</i> "(<i>number1-number2</i>) overflowed highest or lowest address of internal memory (<i>number3-number4</i>).
F0560657	[Message]	Section " <i>section</i> " must be specified in link directive.
F0560658	[Message]	Description of section " <i>section</i> " in mapping directive is illegal.
F0560661	[Message]	Can not allocate memory(builtin new error).
F0560662	[Message]	CallTBasePointer(CTBP) is not set. CTBP must be set when compiler option "-Ospeed" (or "-Xpro_epi_runtime=off") is not specified.
F0560701	[Message]	" <i>string1</i> " option is illegal when " <i>string2</i> " option is specified.
F0560705	[Message]	Unknown cpu type.
F0560707	[Message]	"\$ext_func" is illegal when "-Xrelinkable_object" option is specified.
F0560708	[Message]	" <i>string1</i> " option needs " <i>string2</i> " option.
F0560712	[Message]	" <i>string</i> " option's value overflowed.

F0561001	[Message]	"file" bad magic.
F0561002	[Message]	file: not absolute object.
F0561003	[Message]	Illegal input file type. file "file" is library file.
F0561004	[Message]	Memory allocation fault.
F0561005	[Message]	Address of symbol "symbol" must be same in all files.
F0561006	[Message]	file: symbol "symbol" not found.
F0561007	[Message]	rompsec section overflowed highest address of target machine.
F0561008	[Message]	Section "section" and "section2" section overlapped.
F0561009	[Message]	Symbol(start_label) must be word alignment.
F0561010	[Message]	Packing section not found.
F0561011	[Message]	Section "section" must be word aligned in internal instruction RAM.
F0561012	[Message]	Section not found.
F0561013	[Message]	file: illegal section type "section" specified with -Xrompsec_data option.
F0561014	[Message]	file: illegal section type "section" specified with -Xrompsec_text option.
F0561015	[Message]	-Xrompsec_data option section "section" not found.
F0561016	[Message]	-Xrompsec_text option section "section" not found.
F0561019	[Message]	Processor type must be same in all files.
F0562001	[Message]	No section data exists in specified address area (address1-address2).
F0562002	[Message]	Can not get section "section".
F0562003	[Message]	"file" is not ELF file.
F0562004	[Message]	"file" is library file.
F0562005	[Message]	Illegal object file (string).
F0562006	[Message]	File name "name" is too long.
F0562007	[Message]	Can not create HEX rom data, because there is no memory information.
F0562008	[Message]	section : no such section.
F0562009	[Message]	Memory allocation fault.
F0562014	[Message]	Section "section" overflowed lowest address of internal memory.
F0578200	[Message]	memory allocation fault
	[Explanation]	Not enough memory.
F0578201	[Message]	bad key character - use [dm(a b)qr(a b u)txV]
	[Explanation]	character cannot be specified as a key.
F0578202	[Message]	bad option character - use [cv]
	[Explanation]	character cannot be specified as an option.
F0578203	[Message]	bad option string
	[Explanation]	string cannot be specified as an option.
F0578204	[Message]	can not create file file
	[Explanation]	Could not create file file.

F0578205	[Message]	file name <i>name...</i> is too long - limit is <i>number</i>
	[Explanation]	File name <i>name</i> is too long. The maximum value is <i>number1</i> .
F0578206	[Message]	can not open file <i>file</i>
	[Explanation]	Could not open file <i>file</i> .
F0578207	[Message]	can not close file <i>file</i>
	[Explanation]	Could not close file <i>file</i> .
F0578208	[Message]	can not read file <i>file</i>
	[Explanation]	Cannot read from file <i>file</i> .
F0578209	[Message]	can not write file <i>file</i>
	[Explanation]	Cannot write to file <i>file</i> .
F0578210	[Message]	can not seek file <i>file</i>
	[Explanation]	Cannot seek in file <i>file</i> .
F0578212	[Message]	can not nest command file <i>file</i>
	[Explanation]	Command file <i>file</i> is nested. Nesting is not allowed.
F0578213	[Message]	file is not library <i>file</i>
	[Explanation]	<i>file</i> is not a library file.
F0578214	[Message]	malformed library file <i>file</i>
	[Explanation]	Library file <i>file</i> could be corrupt.
F0578215	[Message]	can not find member <i>member</i>
	[Explanation]	Member <i>member</i> not found in library file.
F0578216	[Message]	symbol table limit error <i>file</i> (<i>number1</i>) - limit is <i>number2</i>
	[Explanation]	The number of symbols <i>number1</i> in library file <i>file</i> exceeds the maximum limit. The maximum value is <i>number2</i> .
F0578217	[Message]	symbol table error <i>file</i>
	[Explanation]	Failed to create a library file table for library file <i>file</i> .
F0578218	[Message]	string table error <i>file</i>
	[Explanation]	The library string table for library file <i>file</i> could be corrupt.
F0578219	[Message]	<i>file</i> has no member
	[Explanation]	There are no members in library file <i>file</i> .
F0578220	[Message]	version error <i>file</i>
	[Explanation]	The version of the format of the specified file <i>file</i> is not supported by this librarian.
F0578221	[Message]	can not read library header <i>file</i>
	[Explanation]	Cannot read header from library file <i>file</i> .

6.4 Informations

Table 6-4. Informations

M9500	[Message]	Exit <i>file name</i> .
	[Explanation]	Exit from stack usage tracer.
	[Action by User]	Click [OK] to exit.
M9501	[Message]	Do you want to overwrite it?
	[Action by User]	This will overwrite the existing file. Click [Yes] to save and overwrite. Click [No] to cancel.
M9502	[Message]	Do you want to cancel adjustments to the selected function(<i>function name</i>)?
	[Action by User]	Return the function's { <i>function name</i> } setting to its initial value. Click [Yes] to revert to the initial value. Click [No] to cancel.
M9503	[Message]	Do you want to cancel adjustments to all the functions?
	[Action by User]	Return all function settings to their initial values. Click [Yes] to revert to the initial values. Click [No] to cancel.
M0120001	[Message]	Installation is suspended because xxx is running. It will be resumed next time you start the tool.
M0120002	[Message]	You must restart your system for the updates to take effect.
M0120003	[Message]	Installation is suspended because related updates are suspended. It will be resumed next time you start the tool.
M0140032	[Message]	Cannot detect operating system language.
	[Explanation]	This appears when the language type of the OS could not be identified. Continue the installation as the English-language version.
M0140033	[Message]	All CubeSuite related tools were uninstalled, so Integrated Uninstaller will be deleted.
	[Explanation]	This appears when uninstallation has been completed for all CubeSuite-related tools shown in the integrated uninstaller.
M0190000	[Message]	Failed to read license information. The file is broken. Please re-enter license keys.
M0200001	[Message]	Please enter the e-mail address of your technical support contact.
M0201001	[Message]	The specified path is read-only.
	[Explanation]	This appears when failing in writing in of a generated log file when performing conversion of a project, diversion of a project or pack function of the project.
	[Action by User]	Make the folder writeable in Explorer or the like.
M0201003	[Message]	Saving the data to the file.
	[Explanation]	This is the string shown in the Progress Status dialog box when data is being saved to a file.
M0201004	[Message]	The processing was canceled by the user.
	[Explanation]	The ongoing action was cancelled by the user.

M0201005	[Message]	The specified file is read-only.
	[Explanation]	This message appears when the specified file is write-protected after checking file write.
	[Action by User]	Make the folder writeable in Explorer or the like.
M0201006	[Message]	Adding folder ...
	[Explanation]	This appears when a folder is dropped from Explorer into the project tree, and the contents of the folder are added.
M0201007	[Message]	Loading xxx ...
	[Explanation]	This appears when a file is open.
M0201008	[Message]	xxx is saved after replacing the unexpressible characters by the current encode(yyy).
	[Explanation]	This appears when saving the file that is open in the editor, and it cannot be saved correctly with the specified encoding.
	[Action by User]	Change the encoding, and then save the file.
M0202001	[Message]	Loading PM+ project ...
	[Explanation]	This message appears in the Progress Status dialog box while a PM+ project file is being loaded.
M0202002	[Message]	Creating project file ...
	[Explanation]	This message appears in the Progress Status dialog box while a project file is being created.
M0202003	[Message]	Loading project ...
	[Explanation]	This message appears in the Progress Status dialog box while a project file is being loaded.
M0202004	[Message]	Converting project file ...
	[Explanation]	This message appears in the Progress Status dialog box while a project file for another product is being converted.
M0202005	[Message]	Packing project ...
	[Explanation]	This message appears in the Progress Status dialog box while a project file for another product is being converted.
M0202006	[Message]	Can not open the project with last saved status. See the [All Messages] tab in the Output panel.
	[Explanation]	This appears when loading a project, and the project could not be loaded with the last status saved.
M0204001	[Message]	Downloading load module ...
	[Explanation]	This message appears in the Progress Status dialog box when the load module is being downloaded to the debugger. During download, the name of the file being downloaded appears in the third line of the message.
M0204002	[Message]	Connecting to xxx ...
	[Explanation]	This message is shown in the Progress Status dialog box when connecting. The name of the connected debugging tool appears in xxx.

M0204003	[Message]	Connecting to xxx ... Emulator firmware is automatically updated if necessary. Do not disconnect USB cable and power supply until connection is completed.
M0206001	[Message]	Searching ...
	[Explanation]	This message appears in the Progress Status dialog box when performing a search by specifying "In <i>current project</i> ," "Anywhere in project," or "In <i>specified folder</i> ."
M0244001	[Message]	Initializing memory ...
	[Explanation]	This message appears in the Progress Status dialog box when initializing memory from the Memory Initialize dialog box.
M0409000	[Message]	xxx was generated.
M0409001	[Message]	The following files were generated:
M0409002	[Message]	The generating source folder is: xxx
M0409003	[Message]	The operation of generating file was successful.
M0409004	[Message]	xxx was overwritten.
M0409005	[Message]	Pin No. xxx was changed from yyy to zzz.
M0409006	[Message]	Start to reflect to PinConfig.
M0409007	[Message]	Finish reflecting to PinConfig.
M0409008	[Message]	The code generator report is output to the following files:
M0409009	[Message]	The code generator report is output to the following files:
M0592150	[Message]	<i>string1</i> was converted into <i>string2</i> .
M0592151	[Message]	<i>string1</i> was deleted.
M0592152	[Message]	string was converted for CX compiler.
M0592153	[Message]	Bit access of I/O register was converted into macro call.
M0592154	[Message]	Inserted macro definition for bit access of I/O register.
M0592155	[Message]	'multi' option was added to #pragma interrupt.
M0592156	[Message]	Inserted #pragma interrupt NO_VECT.
M0592157	[Message]	Inserted <i>string</i> .
M0592250	[Message]	' <i>string1</i> ' has been changed to ' <i>string2</i> '
M0592251	[Message]	Multi Statement has been changed to Newline.(;)
M0592252	[Message]	' <i>string</i> ' has been changed to syntax of CX
M0592253	[Message]	' <i>string1</i> ' has been changed to ' <i>string2</i> '. Specify external symbol.(.extern)
	[Explanation]	'option data' or 'option sdata' has been changed to '\$data' or '\$sdata'. CX requires symbols to be declared beforehand via .extern. Please make sure that the symbol is declared.
M0592270	[Message]	' <i>string</i> ' has been deleted.
M0592280	[Message]	'previous' cannot be changed. Specify appropriate section.
	[Explanation]	".previous" are not supported by CX.

M0592281	[Message]	'string' cannot be changed.(bit:value) Specify appropriate value by 'string'
	[Explanation]	string 'bit:value' are not supported by CX.
M0592282	[Message]	'option reg_mode' cannot be changed. Specify appropriate register mode.
	[Explanation]	Values specified with ".option reg_mode" are not supported by CX.
M0594201	[Message]	Do you want to overwrite it?
	[Action by User]	This will overwrite the existing file. Click [Yes] to save and overwrite. Click [No] to cancel.
M0594202	[Message]	Do you want to cancel adjustments to the selected function(function name)?
	[Action by User]	Return the function's {function name} setting to its initial value. Click [Yes] to revert to the initial value. Click [No] to cancel.
M0594203	[Message]	Do you want to cancel adjustments to all the functions?
	[Action by User]	Return all function settings to their initial values. Click [Yes] to revert to the initial values. Click [No] to cancel.
M0810001	[Message]	Could not change the setting that output the cross-reference files.
	[Explanation]	This error occurs when the [Compulsorily output cross reference file] property is set to "Yes", and the compiler properties could not be manipulated immediately prior to the build.
M0810002	[Message]	Could not add the command to Commands executed before compile property.
	[Explanation]	This error occurs with the CA850, when the [Command to execute before compilation] could not be added.
	[Action by User]	There are too many commands to execute before compilation. Reduce the number of commands that are registered.
M0810003	[Message]	Failed to analyze cross-reference information.
	[Action by User]	Execute the build after setting [Compulsorily output cross reference file] to "Yes".
M0810006	[Message]	Program analysis information is being generated. The trace data is acquired, and analyzed.
	[Action by User]	If you wish to suspend, then click [Cancel].
M0812001	[Message]	The buffer of the trace was filled. There is a possibility that the result of Analysis panels is incorrect.
	[Explanation]	This appears when the trace buffer is full when program execution is stopped.
	[Action by User]	Narrow the range of analysis.
M0812002	[Message]	Some trace data was lost. There is a possibility that the result of Analysis panels is incorrect.
	[Explanation]	This appears when trace data has been dropped during trace-data analysis.
	[Action by User]	Narrow the range of analysis.

M0812003	[Message]	The trace of the instruction was not included in the trace data. Please confirm the setting of the trace. There is a possibility that a part of the result of Analysis panels is not displayed.
	[Explanation]	This appears when the trace data being analyzed does not contain an M1/BRM1 fetch.
	[Action by User]	Check the trace-output settings.
M0812004	[Message]	The trace of the data access was not included in the trace data. Please confirm the setting of the trace. There is a possibility that a part of the result of Analysis panels is not displayed.
	[Explanation]	This appears when the trace data being analyzed does not contain read or write data.
	[Action by User]	Check the trace-output settings.
M0812005	[Message]	Variable information was not found (xxx).
	[Explanation]	This appears during moving analysis of values in a trace, when a matching line cannot be found in the variable-list data.
	[Action by User]	Make sure that the variable name exists. If there is a variable with this name, add the scope and specify it so that a unique line can be identified.
M0820001	[Message]	Could not be analyzed correctly. See the [Program Analyzer] tab in the Output panel.
	[Explanation]	A message was displayed on the Output panel to indicate that a problem occurred during trace analysis.
M0821001	[Message]	Could not import the information from a file xxx.
	[Explanation]	This message appears when an import file specified in the properties could not be loaded.
	[Action by User]	Make sure that the file exists. Check the access privileges of the file. Make sure that the file is not corrupt.
M0821002	[Message]	Could not find cross-reference file xxx.
	[Explanation]	This message appears when a cross-reference file was not found (the file will be excluded from analysis).
	[Action by User]	Execute the build after setting [Compulsorily output cross reference file] to "Yes".
M0821003	[Message]	No cross-reference information in file xxx.
	[Explanation]	This error occurs when using a 78K0/78K0R and an assembly list file has been output, but cross-reference information has not been output.
	[Action by User]	Execute the build after setting [Compulsorily output cross reference file] to "Yes".
M0821004	[Message]	Source file has been updated. Please build to update cross-reference files.
	[Explanation]	This appears when updating the Functions List/Variables List panel, and the source file is newer than the cross-reference information.
	[Action by User]	Execute the build. Execute the build after setting [Compulsorily output cross reference file] to "Yes".

M0821005	[Message]	The load module file has not been updated. Please build to update the load module file.
	[Explanation]	This appears when updating the Functions List/Variables List panel, and rebuilding could change the load module.
	[Action by User]	Execute the build.
M0821006	[Message]	The load module file has been updated. Please download the load module file.
	[Explanation]	This appears when updating the Functions List/Variables List panel, and the current file is newer than the load module file being downloaded.
	[Action by User]	Perform the download.
M0821007	[Message]	Failed to analyze cross-reference file xxx.
	[Explanation]	This appears when the cross-reference information file is corrupt. This appears when the cross-reference information file could not be loaded.
	[Action by User]	Check the access privileges of the file. Make sure that the file is not corrupt.
M0821008	[Message]	Failed to analyze load module file xxx.
	[Explanation]	This appears when the file could not be downloaded to the debugger for analysis of address information or the like.
	[Action by User]	Execute the build. Check the access privileges of the file. Make sure that the file is not corrupt.
M0821009	[Message]	Could not find import file xxx.
	[Explanation]	This appears when the import file specified in the properties does not exist.
	[Action by User]	Make sure that the file exists.
M0824001	[Message]	Because the RRM function is not effective, a part of the result of [Analysis Chart] panel cannot be displayed. Please set to use the RRM function in the property of [Access Memory While Running] category of [Debug Tool Settings] category of debug tool.
	[Explanation]	This appears when the RRM function is not enabled in the debug tool settings, and the method for acquiring variables is set to real-time sampling in the Analysis Chart panel.
	[Action by User]	Enable the RRM function in the debug tool properties.
M0824002	[Message]	Because the trace function is not effective, a part of the result of [Analysis Chart] panel cannot be displayed. Please set to use the trace function in the property of [Trace] category of [Debug Tool Settings] tab of debug tool.
	[Explanation]	This appears when the trace function is not enabled in the debug tool settings, and the method for acquiring variables is set to trace-data analysis in the Analysis Chart panel.
	[Action by User]	Enable the trace function in the debug tool properties.
M0824003	[Message]	The specified value does not exist from the present location to the xxx of a chart.
	[Explanation]	This appears when moving in analysis graph value trends, and the specified value is not found in the direction of movement. "start" or "end" is displayed in xxx.

M0825001	[Message]	The synchronization function was turned off.
	[Explanation]	Set the filtering conditions in the Filter Settings dialog box, then click [OK]. At this time, if the [Linking with the Project Tree panel] button or [Linking with the Editor panel] button is enabled in the toolbar of the Function List/Variable List panel, it is disabled automatically.
M0825002	[Message]	The condition of filter settings of current panel was cleared.
	[Explanation]	Enable the [Linking with the Project Tree panel]/[Linking with the Editor panel] button in the toolbar of the Function List/Variable List panel. At this time, if filtering conditions have been set in the Filter Settings dialog box, then they are cleared automatically.
M0826001	[Message]	Saving a call graph image.
	[Action by User]	Press the Cancel button to abort.
M0827001	[Message]	Finished to the search.
	[Explanation]	This appears when a search was started from the target function (starting point), one or more functions meeting the search conditions were found, and the search has reached the function before the first target function (end point).
M08276002	[Message]	Corresponding function to the search condition was not found.
	[Explanation]	This appears when all functions have been searched, and no function meeting the specified search conditions has been found.
M1790000	[Message]	Already connected to a debug tool.
	[Explanation]	This message is shown when executing the connect command in the state connected with a debug tool.
M1790001	[Message]	Not connected to a debug tool.
	[Explanation]	This message is shown when executing the disconnect command in the state which isn't connected with a debug tool.

6.5 Choices

Table 6-5. Choices

Q0120000	[Message]	The following updates must be installed to install the updates you selected. Do you want to select these updates?
Q0120001	[Message]	You must install additional files. Do you want to get files using Update Manager? Update Manager checks latest information if you select 'Yes'.
Q0120002	[Message]	Do you want to cancel the update?
Q0120004	[Message]	The following installations were suspended. Do you want to resume installation?
Q0120005	[Message]	There are suspended installations. Close the following applications before resuming the installations.
Q0120006	[Message]	Administrative privileges is required to run the updates. Do you want to acquire administrative privileges to continue updates? If you select "Yes", the dialogue for acquire the administrative privileges will be displayed.
Q0130001	[Message]	Do you want to delete files corresponding to the selected updates?
Q0140006	[Message]	Multiple information files used to update and obtain information about the software were found on your computer. Do you want to replace these files with the information file that is included in the product being installed? Select 'Yes' to replace the files and continue the installation. Select 'No' to cancel the installation now.
Q0140007	[Message]	A different version of the information file used to update and obtain information about the software was found on your computer. Do you want to replace the file with the information file that is included in the product being installed? Select 'Yes' to replace the file and continue the installation. Select 'No' to keep the original file and continue the installation.
Q0140011	[Message]	Are you sure you want to cancel the installation?
	[Explanation]	This appears when [Cancel] is clicked on a wizard page.
Q0140035	[Message]	The following applications are running. Close these applications and click Retry to continue. - xxx - xxx
	[Explanation]	This appears when a CubeSuite-associated tool is running while the integrated installer/uninstaller is being operated.
Q0181000	[Message]	"xxxxxx" If you remove this license key, following license key is also removed because of dependence. "yyyyyy" Do you remove these licenses?
Q0181003	[Message]	"xxxxxx" This license key includes registered license key "yyyyyy". Do you remove registered license key and add new license key?

Q0200001	[Message]	Continue the processing?
	[Explanation]	This message appears to confirm whether to proceed with a given action.
	[Action by User]	[OK]: Continue action. [Cancel]: Cancel action.
Q0201001	[Message]	xxx has been changed. Save?
	[Explanation]	This Message dialog box appears to confirm whether you want to save a changed file when closing a window or the like. "xxx" is replaced by the display name of the open window (file name or panel name). When closing a project, "xxx" is replaced by "Project". If there are two or more items, this string is changed to "Items"
	[Action by User]	[Yes]: Save the content before closing the window or panel. [No]: Discard any changes and close the window or panel. [Cancel]: Stay in current state, without closing the window.
Q0201002	[Message]	xxx may have been changed by another program. Overwrite save?
	[Explanation]	This message appears when saving a file, and for some reason the last modified date is more recent than the time the file was opened or the time of the last save.
	[Action by User]	[Yes]: Execute command. [No]: Cancel command.
Q0201003	[Message]	Folder does not exist. Create folder?
	[Explanation]	This appears to ask the user whether to create a folder when creating a file, if the specified path includes a folder that does not exist.
	[Action by User]	[Yes]: Create the folder. [No]: Close the dialog.
Q0201004	[Message]	The file already exists. Overwrite?
	[Explanation]	This message is used in various dialog boxes that have a filename field.
	[Action by User]	[Yes]: Execute the command. Overwrite the file. [No]: Cancel the command. Return the focus to the original dialog box, without overwriting the file.
Q0201005	[Message]	Save all the files currently being edited?
	[Explanation]	This message appears to ask the user whether to save files being edited.
	[Action by User]	[Yes]: Execute command. [No]: Cancel command.

Q0201006	[Message]	If the registered files opened by some external tools, exit that tools. To continue the processing, press [OK].
	[Explanation]	This message appears to ask the user whether to save files being edited by an external tool.
	[Action by User]	[Yes]: Execute command. [No]: Cancel command.
Q0201007	[Message]	xxx may have been changed by another program. Are you sure you want to reload the file?
	[Explanation]	This appears when changes have been made to the file (edits, deletions, or renaming).
	[Action by User]	[Yes]: Execute command. [No]: Cancel command.
Q0202001	[Message]	Saving the project components may take a few minutes to a few dozen minutes. Start processing?
	[Explanation]	This appears when the [Save Project and <i>product name</i> as Package] menu item is selected.
	[Action by User]	[Yes]: Execute command. [No]: Cancel command.
Q0202002	[Message]	Could not find the project file. Unregist the corresponding project from the list of favorite project?
	[Explanation]	This appears when selecting a project from favorites, and the project file does not exist.
	[Action by User]	[Yes]: Delete project. [No]: Do nothing.
Q0203001	[Message]	Are you sure you want to set the current compile options to the individual compile options.
	[Explanation]	This appears when specifying the individual compile options.
	[Action by User]	[Yes]: Execute command. [No]: Cancel command.
Q0203002	[Message]	Are you sure you want to set the current assemble options to the individual assemble options.
	[Explanation]	This appears when specifying the individual assemble options.
	[Action by User]	[Yes]: Execute command. [No]: Cancel command.

Q0203003	[Message]	Are you sure you want to copy the current compile options to the assemble options.
	[Explanation]	This appears when the compiler option "perform batch build" is changed from "Yes" to "No".
	[Action by User]	[Yes]: Execute command. [No]: Cancel command.
Q0206001	[Message]	No data corresponding to the search conditions was found. Search from xxx of the specified range?
	[Explanation]	This appears in the Message dialog box when no results were found for the search parameters in the Memory Search or Trace Search dialog box. xxx will be either "start" or "end"
	[Action by User]	[Yes]: Close the Message dialog box and perform the search again from the beginning of the range. [No]: Close the Message dialog box and move the focus to the original dialog box.
Q0210001	[Message]	End debugging by disconnecting from the debug tool?
	[Explanation]	When closing the Main window while connected to the debugging tool, a confirmation Message dialog box appears, asking the user whether to disconnect the debugging tool. This message appears when closing a project while connected to the debugging tool. This message appears when opening a project or making it newly while connected to the debugging tool.
	[Action by User]	[Yes]: Disconnect and close the window. [No]: Close the window without disconnecting. [Cancel]: Cancel closing the Main window.
Q0210002	[Message]	Also change the security ID of the debug tool?
	[Explanation]	In the Build Tool, when the [Security ID] property is changed, this message asks whether to also change the security ID of the debugging tool.
	[Action by User]	[Yes]: Execute command. [No]: Cancel command.
Q0210004	[Message]	Also change the programmable I/O area start address of the debug tool?
	[Explanation]	In the Build Tool, when the [Programmable I/O area start address] property is changed, this message asks whether to also change the Programmable I/O area start address of the debugging tool.
	[Action by User]	[OK]: Execute command. [Cancel]: Cancel command.

Q0210005	[Message]	Are you sure you want to clear all coverage information?
	[Explanation]	This appears when coverage information is cleared.
	[Action by User]	[OK]: Execute command. [Cancel]: Cancel command.
Q0212001	[Message]	The I/O protection area has been set in the specified target memory area. Also delete the I/O protection area?
	[Explanation]	This message appears when removing a target memory area, and an I/O protected area has been set on this area.
	[Action by User]	[OK]: Execute command. [Cancel]: Cancel command.
Q0225001	[Message]	All the property values on this sheet are reset to the default values. OK?
	[Explanation]	The program asks for user confirmation when the [Property]->[Reset All to Default] command is executed.
	[Action by User]	[Yes]: Execute command. [No]: Cancel command.
Q0232001	[Message]	Delete build mode xxx?
	[Explanation]	This message appears when attempting to delete a build mode.
	[Action by User]	[OK]: Execute command. [Cancel]: Cancel command.
Q0261001	[Message]	The section has been set the specified segment. Also delete the section?
	[Explanation]	This appears when deleting a segment, and the segment to be deleted held one or more sections.
	[Action by User]	[Yes]: Delete section by section. [No]: Cancel delete.

Q0262001	[Message]	<p>CubeSuite recommends that creating project at the same place as the original project folder. Are you sure you want to change the project folder?</p> <p>Selected folder : xxx</p> <p>Recommended folder(diverted project folder) : yyy</p> <p>* Build error may be occurred in the creating project. Because, the folder for a creating project is different from the original.</p>
	[Explanation]	In the Create Project dialog box, if the source and destination project folders are different, and source conversion is to be performed, then you will be asked to confirm whether to perform the operation.
	[Action by User]	<p>[Yes]: Change the creating folder to original project folder, proceed to source conversion.</p> <p>[No]: Without changing the creating folder, proceed to source conversion.</p> <p>[Cancel]: Return to the Create Project dialog box, and do not proceed to source conversion.</p>
Q0300001	[Message]	The pin is connected to the external peripheral <external peripheral name>. If you change the setting, the pin is disconnected. Do you want to change the setting?
	[Action by User]	<p>[Yes]: Disconnect from the external peripheral and change the settings.</p> <p>[No]: Close the dialog box without changing the settings.</p>
Q0300002	[Message]	The selected pin No. <selected pin No.> is used in <macro function>. Do you want to change the setting?
	[Action by User]	<p>[Yes]: Change the settings.</p> <p>[No]: Close the dialog box without changing the settings.</p>
Q0300003	[Message]	Deleting the column "<column name>". Continue?
	[Action by User]	<p>[Yes]: Delete the column.</p> <p>[No]: Close the dialog box without deleting the column.</p>
Q0300004	[Message]	Do you want to delete the external peripheral <external peripheral name>? If you delete the external peripheral, the pins connected to the external peripheral is disconnected.
	[Action by User]	<p>[Yes]: Delete the external peripheral. Disconnect the pin.</p> <p>[No]: Return to the original status without changing the settings.</p>
Q0300005	[Message]	All the settings you have done in the pin configurator will be lost. Do you want to change the package type?
	[Action by User]	<p>[Yes]: This will modify the package. Pin settings and external peripherals will be returned to their default values.</p> <p>[No]: Return to the original status without changing the settings.</p>

Q0300006	[Message]	Disconnecting the pin No. <selected pin number> from the external peripheral <external peripheral name>. Continue?
Q0300007	[Message]	<File name> already exists. Do you want to replace it?
Q0300008	[Message]	One or more pins are connected to the external peripheral(s). If you change the settings, the pins are disconnected. Do you want to change all settings?
Q0300009	[Message]	One or more pins are used in other macro. Do you want to change all settings?
Q0404000	[Message]	xxx has been changed. Save?
Q0801001	[Message]	The file already exists. Overwrite?
	[Action by User]	[Yes]: Execute the command. Overwrite the file. [No]: Cancel the command. Return the focus to the original dialog box, without overwriting the file.
Q0824001	[Message]	No data corresponding to the search conditions was found. Is the search continued from the xxx?
	[Explanation]	This appears when searching analysis graph value trends, and the specified value is not found in the direction of search. "start" or "end" is displayed in xxx.
	[Action by User]	[Yes]: Close the Message dialog box and perform the search again from the beginning/end of the range. [No]: Close the Message dialog box and move the focus to the original dialog box.
Q0826001	[Message]	When you save an image in this format may be very large file size.
	[Explanation]	This warns that the size of the file is large, and confirms whether to really save it.
	[Action by User]	[OK]: Execute the command. Save the image. [Cancel]: Cancel the command. Do nothing.
Q1001015	[Message]	The security setting state of a target micro controller is as follows. If you want to feed-back them to the Target Security Settings, press OK button.

6.6 Warnings

Table 6-6. Warnings

W0022	[Message]	Same category option specified - ignored "option"
	[Explanation]	Opposing options have been specified. The C compiler will enable the last setting to be made and continue processing.
W0023	[Message]	Incompatible chip name
	[Explanation]	The device type specified at the command line differs from the one in the source. The device type specified at the command line is given precedence.
W0029	[Message]	'-QC' option is not portable
	[Explanation]	The -qc option is not ANSI compliant (see the "CubeSuite Build" for details about -qc).
W0031	[Message]	'-ZP' option is not portable
	[Explanation]	The -zp option is not ANSI compliant (see the "CubeSuite Build" for details about -zp).
W0032	[Message]	'-ZC' option is not portable
	[Explanation]	The -zc option is not ANSI compliant (see the "CubeSuite Build" for details about -zc).
W0033	[Message]	[78K0R] Same category option specified ' <i>option</i> '
	[Explanation]	[78K0R] Conflicting options have been specified.
	[Action by User]	[78K0R] The following message is output: Please enter 'cc78k0r --' if you want help message Use the --/?/-h option to view the help file and other information, then enter a correct value.
W0036	[Message]	[78K0] '-ZI' option is not portable
	[Explanation]	[78K0] The -zi option is not ANSI compliant (see the "CubeSuite Build" for details about -zi).
W0037	[Message]	[78K0] '-ZL' option is not portable
	[Explanation]	[78K0] The -zl option is not ANSI compliant (see the "CubeSuite Build" for details about -zl).
W0038	[Message]	[78K0] '-ZI' option specified - regarded as '-QC'
	[Explanation]	[78K0] Because "treat int and short as char" option (-zi) was specified, the "optimize suppression of int expansion" option (-qc) is treated as enabled.
W0039	[Message]	[78K0] '-SM' option specified - regarded as '-ZL'
	[Explanation]	[78K0] Because the "specify stack model" option (-sm) is specified, the "treat long as int" option (-zl) is treated as enabled.
W0040	[Message]	[78K0] '-RK' option required '-SM' - ignored '-RK'
	[Explanation]	[78K0] The "optimize local variables" option (-rk) is only enabled when the "specify static model" option (-sm) is specified. The "optimize local variables" option (-rk) will be ignored.
W0041	[Message]	[78K0] '-SM' option specified - ignored '-QR'
	[Explanation]	[78K0] Because the "specify stack model" option (-sm) is specified, the "optimize registers" option (-qr) is ignored.

W0045	[Message]	[78K0] '-SM' option specified - ignored '-ZR'
	[Explanation]	[78K0] Because the "specify stack model" option (-sm) is specified, the "specify Pascal function interface" option (-zr) is ignored.
W0046	[Message]	[78K0] '-ZF' option specified -regarded as '-QL1'
	[Explanation]	[78K0] Because the "create Flash area objects" option (-zf) is specified, when the "replace boilerplate code/patterns with library" option (-ql) is specified, ql2 and beyond are treated as ql1.
	[Message]	[78K0R] '-ZX2' option specified -regarded as '-QL1'
	[Explanation]	[78K0R] Because the "Create objects for RAM allocation" option (-zx2) is specified, when the "Replace boilerplate code/patterns with library" option (-ql) is specified, ql2 and higher are treated as ql1.
W0054	[Message]	[78K0] '-ZF' option specified –ignored '-ZD'
	[Explanation]	[78K0] Because the "create Flash area objects" option (-zf) is specified, the "Use prolog and epilog libraries" option (-zd) is ignored.
W0055	[Message]	[78K0] '-ZM' option required '-SM' -ignored '-ZM'
	[Explanation]	[78K0] The "static model expansion specification" option (-zm) is only enabled when the "specify static model" option (-sm) is specified. The -zm option will be ignored.
W0056	[Message]	[78K0] This chip does not support bank function - ignored bank function
	[Explanation]	[78K0] The specified device does not support the bank function. The bank function will be ignored.
W0057	[Message]	[78K0] '-MF' option specified for bank function - ignored '-ZR'
	[Explanation]	[78K0] Because the "specify function information file" option (-mf) is specified in order to support the bank function, the "specify Pascal function interface" option (-zr) is ignored.
W0058	[Message]	[78K0] '-MF' option specified for bank function - ignored '-SM'
	[Explanation]	[78K0] Because the "specify function information file" option (-mf) is specified in order to support the bank function, the "specify static model" option (-sm) is ignored.
W0059	[Message]	[78K0] '-MF' option specified for bank function - ignored '-ZM'
	[Explanation]	[78K0] Because the "specify function information file" option (-mf) is specified in order to support the bank function, the "static model expansion specification" option (-zm) is ignored.
W0060	[Message]	[78K0] Function Information File : Illegal description for ' <i>symbol</i> '
	[Explanation]	[78K0] The code in the function information file is inconsistent.
W0063	[Message]	[78K0] Function Information File : Function (' <i>function name</i> ') does not exist in ' <i>source file name</i> '
	[Explanation]	[78K0] A function not found in the source file is specified in the function information file. This function-information specification will be ignored.
W0064	[Message]	[78K0] Function Information File : Deleted function (' <i>function name</i> ') in ' <i>source file name</i> '
	[Explanation]	[78K0] Functions not found in the source file were deleted from the function information file.
W0065	[Message]	[78K0] '-QW3' option deleted - regarded as '-QW2'
	[Explanation]	[78K0] -qw2 is enabled because the "specify optimization" option (-qw3) was deleted.

W0067	[Message]	[78K0R] option "option" deleted - ignored
	[Explanation]	[78K0R] A deleted option has been specified. "option" will be ignored.
W0068	[Message]	[78K0R] option "option 1" deleted - regarded as "option 2"
	[Explanation]	[78K0R] Since "option 1" was deleted, "option 2" will be enabled.
W0070	[Message]	[78K0R] Functions are treated as far function
	[Explanation]	[78K0R] Due to the relationship between the start address of the Flash area and the address of the mirror source area, functions are allocated to the far area. When -zx option was specified, functions are allocated to the far (RAM) area.
W0071	[Message]	[78K0R] ROM data are treated as far data - regarded as '-RF'
	[Explanation]	[78K0R] Due to the relationship between the start address of the Flash area and the address of the mirror source area, variables with const modifiers, string literals, initial values for auto variables of type struct and union, and branch tables of switch statements in ROM data are allocated to the far area, and are treated as if the -rf option had been specified.
	[Action by User]	[78K0R] Specify the start address of the Flash area within the mirror source area or with the -rf option.
W0072	[Message]	[78K0R] Please check standard library function
	[Explanation]	[78K0R] Pointers to ROM data and RAM data have different sizes depending on the ROM data location options (-rf/-rn) and Flash area specification options (-zt/-zz). This will make some interfaces in the standard libraries incompatible. See the "CubeSuite Build" for details about ROM data location options and Flash area specification options.
	[Action by User]	[78K0R] Call functions in standard libraries with parameters that are pointers to const variables with "_f" appended to the end of the function name. This message appears whether or not standard libraries are being used.
W0073	[Message]	[78K0R] Combination of "ROM data location/flash area specification options" and "memory model options" does not conform to ANSI C
	[Explanation]	[78K0R] Pointers to ROM data and RAM data have different sizes depending on the ROM data location options (-rf/-rn) and Flash area specification options (-zt/-zz). This will make the code non-compliant with the ANSI standard. See the "CubeSuite Build" for details about ROM data location options and Flash area specification options.
	[Action by User]	[78K0R] Use the const modifier for pointers to ROM data. Use the __far modifier for pointers to both ROM and RAM data. This message appears when pointers to ROM data and pointers to RAM data have different sizes.
W0075	[Message]	[78K0] '-MA' option specified - ignored '-RD'
	[Explanation]	[78K0] Because the "specify variable information file" option (-ma) was specified, the "automatically allocate external variables/external static variables to saddr" option (-rd) will be ignored.
	[Message]	[78K0R] '-MA' option specified - ignored '-RD'
	[Explanation]	[78K0R] Because the "specify variable/function information file" option (-ma) was specified, the "automatically allocate external variables/external static variables to saddr" option (-rd) will be ignored.

W0076	[Message]	[78K0] '-SM' option specified -regarded as '-QL4'
	[Explanation]	[78K0] Because the "static model" option (-SM) is specified, -QL5 is treated as -QL4 in the "Replace boilerplate code/patterns with library" option (-QL) specification.
W0203	[Message]	Trigraph encountered
	[Explanation]	A trigraph sequence (3-letter notation) was encountered.
	[Action by User]	If the -za option was specified, then trigraph sequences will be enabled and this warning will therefore not be displayed.
W0304	[Message]	Identifier truncate to "identifier"
	[Explanation]	The specified identifier is too long. The length of the identifier including underscores (_) is greater than 250 characters.
	[Action by User]	Make the identifier shorter.
W0309	[Message]	Unused "variable name"
	[Explanation]	The specified variable is declared in the source, but it is never used.
W0310	[Message]	"variable name" is assigned a value which is never used
	[Explanation]	An assignment statement is used for the specified variable, but the variable is not otherwise used.
W0320	[Message]	No null terminator in string literal
	[Explanation]	The string literal does not have a null terminating character.
W0328	[Message]	Unrecognized character escape sequence "character"
	[Explanation]	The program is unable to recognize the character as a correct escape sequence.
W0330	[Message]	[78K0] '-ZI' option specified-int & short are treated as char in this file
	[Explanation]	[78K0] The -zi option was specified. int and short declarations in the file will be treated as char.
W0331	[Message]	[78K0] '-ZL' option specified-long is treated as int in this file
	[Explanation]	[78K0] The -zl option was specified. long declarations in the file will be treated as int.
W0332	[Message]	[78K0R] Non-supported keyword found-ignored "function attribute" in this file
	[Explanation]	[78K0R] An unsupported keyword was found. Function attributes in the file will be ignored.
W0333	[Message]	[78K0] '-SM' option specified-ignored ' <i>function attributes</i> ' keyword in this file
	[Explanation]	[78K0] The "specify static model" option (-sm) was specified. Function attributes in the file will be ignored.
W0335	[Message]	[78K0] '-SM' option specified-long constant is treated as int constant
	[Explanation]	[78K0] The "specify static model" option (-sm) was specified. long constants will be treated as int constants.
W0339	[Message]	[78K0] ' __temp' required '-SM -ZM' -ignored ' __temp' in this file
	[Explanation]	[78K0] The __temp keyword (specify temporary variable) is only enabled when the "specify static model" option (-sm) and "static model expansion specification" option (-zm) are specified. The __temp keyword will be ignored in this file.
W0340	[Message]	Unreferenced label "label name"
	[Explanation]	The specified label has been defined, but it is never referenced.

W0401	[Message]	Conversion may lose significant digits
	[Explanation]	Converting from long to int or the like. Be aware that this may cause data to be lost.
W0410	[Message]	Illegal pointer conversion
	[Explanation]	Converting between pointer and non-pointer type.
W0411	[Message]	Illegal pointer combination
	[Explanation]	The pointers cannot be mixed because they have different types.
W0412	[Message]	Illegal pointer combination in conditional expression
	[Explanation]	The pointers cannot be used in a conditional expression because they have different types.
W0413	[Message]	Illegal structure pointer combination
	[Explanation]	Pointers to structures of differing types are being mixed.
W0415	[Message]	[78K0R] Conversion may lose significant digits for far pointer
	[Explanation]	[78K0R] Converting a far pointer to a near pointer, int, or the like. Be aware that this may cause data to be lost.
W0416	[Message]	[78K0R] Illegal type and size (far/near) pointer combination
	[Explanation]	[78K0R] The pointers cannot be mixed because they have different types or sizes (far pointer/near pointer).
W0417	[Message]	[78K0R] Illegal type and size (far/near) pointer combination in conditional expression
	[Explanation]	[78K0R] The pointers cannot be used in a conditional expression because they have different types or sizes (far pointer/near pointer).
W0418	[Message]	[78K0R] Illegal structure and size (far/near) pointer combination
	[Explanation]	[78K0R] The pointers to structures cannot be mixed because they have different types or sizes (far pointer/near pointer).
W0503	[Message]	Possible use of "variable name" before definition
	[Explanation]	A variable is being used before a value has been assigned to it.
W0504	[Message]	Possibly incorrect assignment
	[Explanation]	The main operator in the conditional expression of an if, while, do, or other statement is an assignment operator.
W0505	[Message]	Operator "operator" has no effect
	[Explanation]	The command has no effect on the operator. This may be a coding error.
W0508	[Message]	Too many actual arguments
	[Explanation]	The number of arguments specified in the function call exceeds the number of parameters specified in the parameter type list or function definition.
W0509	[Message]	Too few actual arguments
	[Explanation]	The number of arguments specified in the function call is fewer than the number of parameters specified in the parameter type list or function definition.
W0510	[Message]	Pointer mismatch in function "function name"
	[Explanation]	The supplied argument has a different pointer type from the parameter type list and/or function definition.

W0511	[Message]	Different argument types in function "function name"
	[Explanation]	The arguments provided in the function call do not match the types in the parameter type list or function definition.
W0522	[Message]	Ambiguous operators need parentheses
	[Explanation]	Two shift, relational, or bitwise logical operators are used in succession without parentheses.
W0528	[Message]	'&' is not allowed array/function , ignored
	[Explanation]	There is no need to add the address-of (&) operator to an array or function name.
W0540	[Message]	Constant out of range in comparison
	[Explanation]	A constant sub-expression is being compared with a value outside the allowed range due to the type of the other sub-expression.
W0543	[Message]	[78K0] Undeclared parameter in noauto or norec function prototype
	[Explanation]	[78K0] No parameter is declared in the prototype declaration of a noauto or norec function.
W0552	[Message]	Undeclared parameter in __flashf function prototype
	[Explanation]	No parameters are declared in the prototype declaration of a __flashf function.
W0553	[Message]	[78K0R] '-MA' option specified - undeclared parameter in function prototype
	[Explanation]	[78K0R] The "specify variable/function information file" option (-ma) was specified. The size of function pointers will change because frequently accessed functions will automatically be changed to callt functions. Behavior is not guaranteed if the parameters of prototype declarations do not have accurate type declarations.
	[Action by User]	[78K0R] Include type declarations for the parameters of function prototype declarations.
W0613	[Message]	Loop entered at top of switch
	[Explanation]	A while, do, for, or other statement is specified immediately after a switch statement.
W0615	[Message]	Statement not reached
	[Explanation]	This statement is unreachable.
W0622	[Message]	No return value
	[Explanation]	A function that must return a value does not do so.
	[Action by User]	If a return value is required, add a return statement. If no return value is required, change the function type to void.
W0714	[Message]	Too many register variables
	[Explanation]	There are too many register variables declared.
	[Action by User]	Reduce the number of register variables. See the "CubeSuite Coding" of the User's Manual for information on the numbers of register variables that can be used.
W0721	[Message]	Illegal type for register declaration
	[Explanation]	An illegal type has been specified in a register declaration. The C compiler will ignore the register declaration and continue processing.
W0725	[Message]	Illegal zero sized structure member
	[Explanation]	Could not allocate space taken by the structure's members.
W0744	[Message]	Zero sized array "array name"
	[Explanation]	The defined array has zero elements.

W0745	[Message]	Expected function prototype
	[Explanation]	There is no function prototype declaration.
W0748	[Message]	A function is declared as a parameter
	[Explanation]	A function is declared as an argument.
W0749	[Message]	Unused parameter "parameter name"
	[Explanation]	The parameter is not used.
W0752	[Message]	Undeclared initializer name "name"
	[Explanation]	The initializer name has not been declared.
W0760	[Message]	Double and long double are treated as IEEE 754 single format
	[Explanation]	double and long double are processed according to IEEE 754 single-precision format.
W0761	[Message]	Cannot declare sreg with const or function
	[Explanation]	sreg declarations cannot be used for items declared as const or for functions. The sreg declaration will be ignored.
W0762	[Message]	Overlapped memory area "variable name 1" and "variable name 2"
	[Explanation]	Variable name 1 and variable name 2 were specified with absolute address alignment, but their memory areas overlap.
W0763	[Message]	Cannot declare const with bit , boolean
	[Explanation]	You cannot declare variables of type bit or boolean as const. The const declaration will be ignored.
W0764	[Message]	"variable name" initialized and declared extern-ignored extern
	[Explanation]	An externally referenced variable with no body was initialized. The extern declaration will be ignored.
W0779	[Message]	[78K0] Not call ext_tsk in rtos_task
	[Explanation]	[78K0] An ext_tsk system call was not made from RTOS task.
W0786	[Message]	[78K0] '-SM' option specified-undeclared parameter in function prototype
	[Explanation]	[78K0] The "specify static model" option (-sm) was specified. No parameters are declared in the function prototype declaration.
W0787	[Message]	Bit field type is not int
	[Explanation]	A type other than int has been specified for a bit field.
	[Action by User]	Specify the type of the bit field as int.
W0792	[Message]	[78K0] Undeclared parameter in __pascal function definition or prototype
	[Explanation]	[78K0] No parameters are declared in a __pascal function definition or prototype declaration. If there are no parameters, you must explicitly write "void".
W0793	[Message]	[78K0] Variable parameters are not allowed for __pascal function - ignored __pascal
	[Explanation]	[78K0] Variable-length parameter lists cannot be specified for __pascal functions. The __pascal keyword will be ignored.
W0804	[Message]	Unexpected characters following directive "preprocessing directive" - newline expected
	[Explanation]	Extraneous characters found after preprocessing directive.

W0816	[Message]	Redefined macro name "macro name"
	[Explanation]	The macro name was redefined.
W0817	[Message]	Redefined system macro name "macro name"
	[Explanation]	The system macro name was redefined.
W0819	[Message]	Mismatch number of parameter "macro name"
	[Explanation]	The number of parameters defined via #define differs from the number of parameters referenced.
W0824	[Message]	Identifier truncate to "macro name"
	[Explanation]	The macro name is too long. It will be shortened to the displayed "macro name."
W0825	[Message]	Macro recursion "macro name"
	[Explanation]	Recursively defined #define directives.
W0829	[Message]	Unrecognized pragma "string"
	[Explanation]	This string is not supported.
	[Action by User]	Make sure that the keywords or other information are correct. This warning is also displayed if the wrong segment was specified in the #pragma section directive.
W0832	[Message]	[78K0] Duplicated chip specifier
	[Explanation]	[78K0] The device type has been specified more than once.
W0835	[Message]	Too many characters in assembler source line
	[Explanation]	A line in the assembler source is too long.
W0836	[Message]	Expected assembler source
	[Explanation]	There is no assembler source between the #asm and #endasm.
W0837	[Message]	Output assembler source file , not object file
	[Explanation]	There is an #asm block or an __asm statement. Assembler source will be output instead of an object file.
	[Action by User]	Specify the -a or -sa option to output #asm or __asm statement code to an object file, and assemble the output assembler file.
W0840	[Message]	[78K0] Undefined interrupt function " <i>function name</i> " - ignored BANK or SP_SWITCH or LEAFWORK specified
	[Explanation]	[78K0] A migration destination was specified for an interrupt function with no definition. Register bank specifications and stack switch or LEAFWORK specifications will be ignored.
	[Message]	[78K0R] Undefined interrupt function ' <i>function name</i> ' - ignored BANK or SP_SWITCH specified
	[Explanation]	[78K0R] A migration destination was specified for an interrupt function with no definition. Register bank and stack switch specifications will be ignored.
W0846	[Message]	Changed section name "section name" again
	[Explanation]	The same section name is changed multiple times. The C compiler will enable the last section name and continue processing.

W0849	[Message]	#pragma statement is not portable
	[Explanation]	The #pragma statement is not ANSI compliant.
W0850	[Message]	Asm statement is not portable
	[Explanation]	ASM statements are not ANSI compliant.
W0851	[Message]	Data aligned in "area name"
	[Explanation]	Data will be aligned in the segment area or the struct tag. The area name is the segment name or struct tag.
W0852	[Message]	Module name truncate to "module name"
	[Explanation]	The specified module name is too long. It will be shortened to the displayed "module name".
W0856	[Message]	Changed module name "module name" more than once
	[Explanation]	The module name is specified more than once.
W0857	[Message]	Section name truncate to "section name"
	[Explanation]	The specified section name is too long. It will be shortened to the displayed "section name." Make section names no more than 8 characters long.
W0869	[Message]	Section "section name" cannot change after C body
	[Explanation]	The specified section cannot be changed after the C body.
W0870	[Message]	Data aligned before "variable name" in "section name"
	[Explanation]	Data is aligned before "variable name" located in "section name."
W0871	[Message]	Data aligned after "variable name" in "section name"
	[Explanation]	Data is aligned after "variable name" located in "section name."
W0872	[Message]	[78K0R] Unrecognized pragma EXT_TABLE - please specify '-ZT' option
	[Explanation]	[78K0R] The #pragma ext_table directive cannot be used.
	[Action by User]	[78K0R] Specify the -zt option.
W0915	[Message]	Asm statement found. Skip to jump optimize this function "function name"
	[Explanation]	An #asm block or __asm statement was found. Jump optimization will not be performed on this function. Take the measure in W0837.
W1111	[Message]	sorry, not implemented option ' <i>option</i> ', ignored
	[Explanation]	Option <i>option</i> is not supported. It will be ignored.
W1112	[Message]	-G option needs size(>=0): ignored
	[Explanation]	The -G option must be followed by a size specification. It will be assumed that infinity was specified.
W1114	[Message]	file ' <i>file</i> ' with unknown suffix passed to ld
	[Explanation]	File <i>file</i> has an unknown extension. It will be passed to ld850.
W1116	[Message]	sorry, ' <i>suffix</i> ' file not supported, ignored
	[Explanation]	Files with extension <i>suffix</i> are not supported. It will be ignored.
W1119	[Message]	<i>option1</i> option overrides <i>option2</i> option.
	[Explanation]	Specifying option <i>option 1</i> caused option <i>option 2</i> to be disabled.

W1120	[Message]	<i>option1</i> option obsolete, use <i>option2</i> instead
	[Explanation]	Option <i>option1</i> is obsolete. Use option <i>option2</i> instead.
W1123	[Message]	' <i>option1</i> ' option ignored, for ' <i>option2</i> ' option
	[Explanation]	Option <i>option1</i> will be ignored because option <i>option2</i> was specified.
W1126	[Message]	-cn option must be used with V850 core, used -cnv850e option instead
	[Explanation]	Option -cn cannot be used with core V850 devices. Option -cnv850e is used in its place.
W1127	[Message]	' <i>option</i> ' option is not supported for V850 core.
	[Explanation]	Option <i>option</i> is not supported for core V850 devices.
W1128	[Message]	cannot find programmable peripheral I/O registers, ignored
	[Explanation]	No programmable peripheral I/O register was found. The option will be ignored.
W1129	[Message]	-cn option must be used with V850 core, used -cnv850e2 option instead
	[Explanation]	Option -cn cannot be used with core V850 devices. Option -cnv850e2 is used in its place.
W1130	[Message]	-cnv850e option must be used with V850E core, used -cnv850e2 option instead
	[Explanation]	Option -cnv850e cannot be used with core V850Ex devices. Option -cnv850e2 is used in its place.
W1305	[Message]	cannot remove temporary directory ' <i>dir</i> '
	[Explanation]	Cannot delete working folder <i>dir</i> provided for the creation of temporary files.
W1307	[Message]	cannot unlink temporary file ' <i>file</i> '
	[Explanation]	Cannot delete the temporary file <i>file</i> .
W1308	[Message]	output file of <i>option1</i> overrides output file of <i>option2</i>
	[Explanation]	Specifying option <i>option2</i> for the output file will cause the output file of option <i>option1</i> to be overwritten.
W2015	[Message]	illegal warning message number ' <i>num</i> ' specified by ' <i>option</i> '
	[Explanation]	The number <i>num</i> specified by <i>option</i> is not a correct warning-message number.
W2042	[Message]	illegal argument for _rcopy
	[Explanation]	An argument to the _rcopy copy routine is invalid.
W2044	[Message]	cannot expand <i>func</i> for illegal argument
	[Explanation]	Inline expansion cannot be performed because an argument to function <i>func</i> is invalid.
W2107	[Message]	Non empty file is expected to end in new-line character.
	[Explanation]	End non-empty files with a newline character.
W2127	[Message]	redefined macro name ' <i>name</i> '
	[Explanation]	The macro name <i>name</i> was redefined. The last definition will be enabled.
W2132	[Message]	macro recursion ' <i>name</i> '. Macro is expanded only one time.
	[Explanation]	Macro recursion was detected. The macro will only be expanded once.
W2150	[Message]	unexpected character(s) following directive ' <i>directive</i> '
	[Explanation]	Extraneous tokens were found after the preprocessing directive <i>directive</i> . The extraneous tokens will be ignored.

W2161	[Message]	unexpected non-whitespace before preprocessing directive
	[Explanation]	The preprocessing directive is preceded by a non-whitespace character.
W2162	[Message]	unrecognized pragma directive ' <i>#pragma directive</i> ', ignored
	[Explanation]	The <i>#pragma</i> directive is not recognized. This pragma directive will be ignored.
W2163	[Message]	Digit sequence after ' <i>#line</i> ' is interpreted as a decimal interger.
	[Explanation]	The number string following <i>#line</i> will be interpreted as base 10.
W2166	[Message]	recognized pragma directive ' <i>#pragma directive</i> '
	[Explanation]	The preprocessing directive will be recognized as <i>#pragma directive</i> .
W2172	[Message]	constant out of range
	[Explanation]	The constant value is outside of the expressible range. Only the effective lower-order digits will be recognized as being specified.
	[Action example]	This message appears when the value is outside the range that can be expressed by the constant type. Example: Assigning a value of greater than 0xff to a variable of type char.
W2176	[Message]	hexadecimal digit out of range
	[Explanation]	The hexadecimal value is outside the expressible range. The final two characters will be valid for this process.
W2180	[Message]	cannot convert <i>code1</i> code into <i>code2</i> code (data <i>data1 data2 data3</i>)
	[Explanation]	Cannot convert code from <i>code1</i> to <i>code2</i> . <i>code1</i> : Host environment character encoding <i>code2</i> : Execution environment character encoding <i>data*</i> : Data that could not be converted (hexadecimal notation)
W2181	[Message]	undefined escape character (<i>code</i>)
	[Explanation]	Undefined escape character.
W2212	[Message]	Declaration of <i>name</i> hides parameter.
	[Explanation]	A parameter and symbol have both been declared with the name <i>name</i> . The symbol will be enabled, and the parameter will be hidden. This is a warning message will become error E2211 if the -ansi option is specified.
W2215	[Message]	Undeclared function ' <i>function</i> ' is called.
	[Explanation]	Undeclared function <i>function</i> has been called. This message is only displayed if -w2 is specified.
W2216	[Message]	Nothing is declared.
	[Explanation]	No declarator has been specified.
W2222	[Message]	Plain int bitfield is treated as unsigned int.
	[Explanation]	A plain int bit field is treated as unsigned int.

W2231	[Message]	Initialization of non-auto pointer using non-number initializer is not position independent.
	[Explanation]	The code for an initialization command using a default value other than the value of a non-auto pointer variable is not position-independent. This message is only displayed if -w2 is specified.
	[Action example]	This message is displayed if the code for an initialization command is used as a default value other than the value of a non-auto pointer variable. This is a warning message supported for position independent codes (PIC). Example: <code>int *ip = &i;</code> In the initialization above, if ip is an auto variable then the value will be assigned at runtime, so this is a PIC. If ip is not an auto variable, the value will be determined at compile time, and it will thus not be a PIC, and this warning message will appear. If the program is allocated to the TEXT segment and variables to the DATA segment for the CA850, then program branches and variable references will be relative to the TP and GP registers. Thus, even if they are copied to addresses different from their run-time or link-time addresses, the program will operate correctly if the TP and GP register values are reset. A PIC is a code that is not dependent on its allocated address. For this reason, if external pointer variables are assigned to as initial address values, the link-time address will be assigned, and the program will not operate correctly if the address is changed at runtime. In other words, they will not be PIC. That is why the specification calls for this warning message to be displayed. Note, however, that if r0 relative (e.g. CONST segment) is used, it will not be a PIC because it will have an absolute address (because it will be relative to address 0).
W2244	[Message]	'asm' used out of function is not supported completely.
	[Explanation]	There are limitations to the support for assembler code outside of functions coded with "asm" or between #pragma asm and #pragma endasm blocks.
W2254	[Message]	zero sized array ' <i>symbol</i> '
	[Explanation]	A size of zero is specified for the array.
W2267	[Message]	illegal use of ' <i>specifier</i> '
	[Explanation]	This usage of " <i>specifier</i> " storage class specifiers is illegal.
W2287	[Message]	Function requires return value.
	[Explanation]	No return value has been specified for a function with a return value. It will be assumed that the return value is 0.
W2289	[Message]	return type mismatch <i>type1</i> (<i>type2</i>)
	[Explanation]	The type <i>type2</i> of the return value indicated by the return statement does not match the function's return value type <i>type1</i> .
W2291	[Message]	argument type mismatch <i>type1</i> (<i>type2</i>)
	[Explanation]	The type <i>type2</i> of the argument does not match the type <i>type1</i> of the formal parameter in the function declaration.
W2293	[Message]	Type specifier of argument <i>name</i> is missing.
	[Explanation]	The type operator of formal parameter <i>name</i> declared in the function definition has been omitted. It will be assumed to be of type int. This is a warning message will become error E2292 if the -ansi option is specified.

W2302	[Message]	illegal bit-field type
	[Explanation]	<p>A type for a bit field that cannot be specified under the ANSI specification has been specified. It will be padded with the alignment conditions of the specified type.</p> <p>This is a warning message will become error E2301 if the -ansi option is specified.</p> <p>This message is only displayed if -w2 is specified.</p>
W2306	[Message]	The bit-field object ' <i>name</i> ' is put into the next unit.
	[Explanation]	The bit field <i>name</i> will be put into the next unit because it exceeds the boundaries of the current unit. This message is only displayed if -w2 is specified.
W2373	[Message]	used '&' for member of packed structure
	[Explanation]	Using the address of a member of a packed struct.
	[Action example]	<p>If struct packing is performed and any of the following conditions holds, data access is performed by masking the address in accordance with the data alignment of the device. For this reason, accessing struct members by address could cause data loss or truncation.</p> <p>A device that does not support misalign access is used.</p> <p>The device that supports misalign access but prohibits it.</p> <p>Example:</p> <pre> struct test { char c; /* offset 0 */ int i; /* offset 1-4 */ } test; int *ip, i; void func(){ i = *ip; /* Masked address is accessed */ } void func2(){ ip = &(test.i); } </pre>

W2380	[Message]	function returns address of local variable
	[Explanation]	The function returns the address of an auto variable. Do not return the addresses of auto variables.
	[Action by User]	As shown in the example below, do not use the addresses of auto variables as return values. Example: void* func(void) { int i; return &i; }
W2416	[Message]	over 0x2000 tables, ignored -Xcase=table option
	[Explanation]	The number of tables exceeds 0x2000, so they will be output in if-else format. -Xcase=table will be ignored.
W2520	[Message]	Immediate for shift operator is out of range.
	[Explanation]	The immediate value specified by the shift instruction is outside the allowable range. Only the effective lower-order digits will be recognized as being specified.
W2521	[Message]	division by zero
	[Explanation]	Division by zero in an operation on a constant expression calculated at compile time. It will be assumed that the constant expression is 0.
W2525	[Message]	illegal type combination for ' <i>operator</i> ' (<i>type1</i> , <i>type2</i>)
	[Explanation]	The combination of types (<i>type1</i> and <i>type2</i>) is not valid for operator <i>operator</i> . The type will be converted and processing will continue. This is a warning message may become error E2524 if the -ansi option is specified.
W2527	[Message]	Operands of ' <i>operator</i> ' operator must have same type (<i>type1</i> , <i>type2</i>).
	[Explanation]	The operands on either side of operator <i>operator</i> must have the same type (<i>type1</i> , <i>type2</i>).
W2554	[Message]	cannot convert non-Lvalue array to pointer
	[Explanation]	Arrays other than lvalues cannot be converted into pointers. This is a warning message will become error E2553 if the -ansi option is specified.
W2555	[Message]	expression <i>expression</i> must have enumeration type.
	[Explanation]	Make <i>expression</i> an enum type.
W2600	[Message]	ignored option ' <i>option</i> '
	[Explanation]	Option <i>option</i> will be ignored.
W2601	[Message]	<i>category</i> is not supported now.
	[Explanation]	The function indicated by <i>category</i> is not currently supported.
W2606	[Message]	Wide-character is not supported.
	[Explanation]	Wide characters are not supported. Wide characters will be ignored.

W2607	[Message]	Multibyte-character is not supported.
	[Explanation]	Multibyte characters are not supported. Multibyte characters will be ignored.
W2609	[Message]	Specified warning message number ' <i>num</i> ' is not supported. Warning message number W2000-W2999 is supported now.
	[Explanation]	The specified warning message number <i>num</i> is not supported. The corresponding warning message numbers are in the 2000 range.
W2621	[Message]	uplicated cpu type, command line option is used
	[Explanation]	The target device is specified more than once. The target device specified in the project file configuration or via the -cpu option will be enabled.
W2634	[Message]	Interrupt attribute is specified for function ' <i>function</i> ', previously specified 'block_interrupt' is ignored.
	[Explanation]	Function <i>function</i> was specified as "block-interrupt," but it was specified as an interrupt handler. Since the interrupt handler will be treated as block-interrupt, needless block-interrupt specifications will be ignored.
W2635	[Message]	Interrupt attribute is already specified for function ' <i>function</i> ', 'block_interrupt' is ignored.
	[Explanation]	Function <i>function</i> has already been declared as an interrupt handler. Since the interrupt handler will be treated as interrupt blocked, needless interrupt block specifications will be ignored.
W2637	[Message]	Interrupt function cannot be inlined, 'inline' is ignored.
	[Explanation]	"inline" cannot be specified for a function declared as an interrupt. The inline specification will be ignored.
W2643	[Message]	Interrupt attribute is specified for function ' <i>function</i> ', previously specified 'inline' is ignored.
	[Explanation]	Function <i>function</i> was specified as inline, but it was specified as an interrupt handler. The inline specification will be ignored.
W2656	[Message]	unknown size, cannot specified const/sconst section
	[Explanation]	const and sconst cannot be specified for a variable of unknown size.
W2671	[Message]	Function ' <i>function</i> ' is already defined, directive '#pragma inline' is ignored.
	[Explanation]	Inline specifications must be made before the function definition. The inline specification will be ignored.
W2683	[Message]	Second argument ' <i>name</i> ' for __set_il is not interrupt request name.
	[Explanation]	<i>name</i> specified as the second argument to a function that sets the interrupt level is not an interrupt request name. The interrupt level will not be set.
W2684	[Message]	cannot set interrupt level for ' <i>name</i> '
	[Explanation]	It is not possible to set the interrupt level for interrupt request name <i>name</i> . The interrupt level will not be set.
W2690	[Message]	'Rtos_task' is specified for function ' <i>function</i> ', previously specified 'inline' is ignored.
	[Explanation]	Function <i>function</i> was specified as inline, but it was specified as real-time OS task. The inline specification will be ignored.
W2691	[Message]	Startup routine for RTOS task cannot be inlined, 'inline' is ignored.
	[Explanation]	A function specified as a real-time OS task cannot be specified for inline expansion. The inline specification will be ignored.

W2699	[Message]	Function ' <i>function</i> ' is undefined, previously specified GP symbol for <i>rtos_interrupt</i> is ignored.
	[Explanation]	A function specified as an interrupt handler with a gp symbol specification is not defined in the file. The interrupt handler specification will be ignored.
W2700	[Message]	cannot specify GP symbol, function ' <i>function</i> ' is already defined
	[Explanation]	The gp symbol cannot be specified for a function that has already been defined. The gp symbol specification is disabled.
W2701	[Message]	Too long source line
	[Explanation]	A source statement line is longer than 2,048 characters. The 2,049th and subsequent characters will be ignored.
W2702	[Message]	Duplicate PROCESSOR option and control
	[Explanation]	The target device and specification option (-c) were specified from the command line, and the PROCESSOR control instruction has also been specified in the source header. The target device and specification option specified from the command line will be enabled, and the PROCESSOR pseudo instruction specified in the source header will be ignored.
W2703	[Message]	[78K0][78K0R] Multiple defined module name
	[Explanation]	[78K0][78K0R] Pseudo instruction NAME defined more than once. Pseudo instruction NAME will be disabled, and the previously defined module name will be enabled.
	[Message]	[V850] GP symbol is not specified for RTOS interrupt function ' <i>function</i> '
	[Explanation]	[V850] A gp symbol has not been specified for function <i>function</i> specified as a real-time OS interrupt handler.
W2704	[Message]	[78K0][78K0R] Already declared EXTRN symbol "symbol name"
	[Explanation]	[78K0][78K0R] This symbol is already declared as EXTERN.
	[Action by User]	[78K0][78K0R] Only declare a symbol as EXTERN once per module.
	[Message]	[V850] Function ' <i>function</i> ' is undefined, previously specified ' <i>rtos_task</i> ' is ignored.
	[Explanation]	[V850] Function <i>function</i> specified as a real-time OS task is not defined in the file. The <i>rtos_task</i> specification will be ignored.
W2705	[Message]	Already declared EXTBIT symbol "symbol name"
	[Explanation]	This symbol is already declared as EXTBIT.
	[Action by User]	Only declare a symbol as EXTBIT once per module.
W2706	[Message]	Missing END statement
	[Explanation]	The source file does not end with an END statement. It will be assumed that there is an END statement at the end of the source file.
W2707	[Message]	Illegal statement after END directive
	[Explanation]	There is other than a comment, space, tab, or newline character after the END statement. Everything after the END statement will be ignored.
W2708	[Message]	Already declared LOCAL symbol "symbol name"
	[Explanation]	This symbol is already declared as LOCAL.
	[Action by User]	Only declare a symbol as LOCAL once per macro.

W2709	[Message]	Few count of actual parameter
	[Explanation]	There are fewer actual parameters than formal parameters. The formal parameters lacking arguments will be assigned the null string.
W2710	[Message]	[78K0][78K0R] Over count of actual parameter
	[Explanation]	[78K0][78K0R] There are more actual parameters than formal parameters. The extra actual parameters will be ignored.
	[Message]	[V850] Section ' <i>section1</i> ' is already specified for ' <i>symbol</i> '. ' <i>section2</i> ' is ignored.
	[Explanation]	[V850] <i>section1</i> in the section file has already been specified for symbol <i>symbol</i> . The subsequently specified <i>section2</i> will be ignored.
W2711	[Message]	[78K0][78K0R] Too many errors to report
	[Explanation]	[78K0][78K0R] There are too many errors on this line (6 or more). The assembler will continue processing without displaying error messages for the 6th and subsequent error messages.
	[Message]	[V850] Different section is specified for ' <i>symbol</i> ' in source file (<i>section1</i>) and section file (<i>section2</i>). Source file specification is ignored.
	[Explanation]	[V850] Different sections are specified for symbol <i>symbol</i> in the source file (<i>section1</i>) and the section file (<i>section2</i>). The specification in the source file (<i>section1</i>) will be ignored.
W2712	[Message]	Insufficient cross-reference work area
	[Explanation]	There was not enough memory to perform output processing of the cross reference list. The assembler will continue processing without outputting a cross reference list.
W2717	[Message]	Normal, callt and callf functions must be described together respectively.
	[Explanation]	The debugging information may be invalid because normal, callt, and callf functions are not coded together.
	[Action by User]	Code normal and callt functions together.
W2730	[Message]	Block interrupt function cannot be installed, 'inline' is ignored.
	[Explanation]	"inline" cannot be specified for a function declared as a block interrupt function. The inline specification will be ignored.
W2731	[Message]	Block interrupt attribute is specified for function ' <i>function</i> ', previously specified 'inline' is ignored.
	[Explanation]	Function <i>function</i> was specified as "inline," but it was specified as block interrupt. The inline specification will be ignored.
W2740	[Message]	'#pragma text function-name' must be placed before the function's definition. '#pragma text <i>function</i> ' is ignored.
	[Explanation]	text section specifications must be made before the function definition. The text section specification for function <i>function</i> will be ignored.
W2741	[Message]	Function specified as 'direct' can not be allocated in text. '#pragma text <i>function</i> ' is ignored.
	[Explanation]	A function cannot be allocated in text if it is specified as direct interrupt. The text section specification for function <i>function</i> will be ignored.

W2742	[Message]	Function allocated in text can not be specified as 'direct'. Previously specified '#pragma text <i>function</i> ' is ignored.
	[Explanation]	It is not possible to specify a function as direct interrupt if it is allocated in a text section. text section specifications for previously specified function <i>function</i> will be ignored.
W2743	[Message]	Function allocated in text can not be inlined. '#pragma inline <i>function</i> ' is ignored.
	[Explanation]	"inline" cannot be specified for a function allocated in a text section. The inline specification for function <i>function</i> will be ignored.
W2744	[Message]	Function allocated in text can not be inlined. Previously specified '#pragma inline <i>function</i> ' is ignored.
	[Explanation]	Function <i>function</i> was specified as "inline," but it was allocated in a text section. The inline specification for previously specified function <i>function</i> will be ignored.
W2748	[Message]	Section name is not specified.
	[Explanation]	No section name is specified between the quotation marks (" ") in the the #pragma section section-name specification. It will be treated as if no section name has been specified, and the reserved section for the specified attribute will be allocated.
W2761	[Message]	unrecognized specifier ' <i>specifier</i> ', ignored
	[Explanation]	Specifier <i>specifier</i> was not recognized. This specifier will be ignored.
W2780	[Message]	result of comparison is always <i>status</i>
	[Explanation]	The result of comparison is always <i>status</i> . If the comparison is always true, then <i>status</i> will be "true." If it is always false, then it will be "false."
W2782	[Message]	statement with no effect
	[Explanation]	This statement has no effect.
W2784	[Message]	Conversion may lose significant digit
	[Explanation]	Data may be lost.
W3000	[Message]	.option az_info_kind unmatched, ignored.
	[Explanation]	.option az_info_kind is specified in an invalid location. It will be ignored.
W3001	[Message]	too many actual parameter.
	[Explanation]	Too many actual parameters have been specified in a macro call.
W3002	[Message]	can not use <i>option1</i> with <i>option2</i> , <i>option2</i> ignored.
	[Explanation]	Options <i>option1</i> and <i>option2</i> cannot be specified simultaneously. Option <i>option2</i> will be ignored.
W3003	[Message]	" <i>option</i> " option needs argument, ignored.
	[Explanation]	An argument must be specified for option <i>option</i> . The option specification will be ignored.
W3004	[Message]	illegal " <i>option</i> " option's value, ignored.
	[Explanation]	The value specified for option <i>option</i> is invalid. The option specification will be ignored.
W3005	[Message]	illegal " <i>option</i> " option's symbol " <i>symbol</i> ", ignored.
	[Explanation]	symbol <i>symbol</i> specified for option <i>option</i> is invalid. The option specification will be ignored.

W3006	[Message]	illegal " <i>option</i> " option's argument, ignored.
	[Explanation]	The argument specified for option <i>option</i> is invalid. The option specification will be ignored.
W3007	[Message]	<i>option</i> , -cpu mismatch. ignore -cpu. output <i>core</i> common object.
	[Explanation]	There is a conflict between option <i>option</i> which specifies the generation of core common object <i>core</i> , and the device file specified by the -cpu option. The -cpu option specification will be ignored, and the core common object <i>core</i> will be generated.
W3008	[Message]	<i>option</i> option is not supported for <i>core</i> core.
	[Explanation]	Option <i>option</i> is not supported by core <i>core</i> . The option specification will be ignored.
W3009	[Message]	can not find programmable peripheral I/O registers, ignored -bpc option.
	[Explanation]	There is no programmable peripheral I/O register information. The -bpc option will be ignored.
W3010	[Message]	illegal displacement in <i>inst</i> instruction.
	[Explanation]	The displacement value is outside the allowable range. Only the effective lower-order digits will be recognized as being specified, and the assembly will continue.
W3011	[Message]	illegal operand (range error in immediate).
	[Explanation]	The immediate value is outside the allowable range. Only the effective lower-order digits will be recognized as being specified, and the assembly will continue.
W3012	[Message]	hword overflow.
	[Explanation]	The value specified as .hword/.shword is outside the allowable range. Only the effective lower-order digits will be recognized as being specified, and the assembly will continue.
W3013	[Message]	<i>register</i> used as <i>kind</i> register.
	[Explanation]	The mask register (r20 or r21) has been specified by an operand as register <i>kind</i> when using the register (r0), assembler reserved register (r1), or mask register function.
W3014	[Message]	illegal list value, ignored.
	[Explanation]	The value specified by the prepare/dispose instruction for the register list is invalid. Only the effective lower-order digits will be recognized as being specified, and the assembly will continue.
W3015	[Message]	illegal register number, ignored.
	[Explanation]	The register specified for the register list of the prepare/dispose instruction is invalid. The invalid register will be ignored, and the assembly will continue.
W3016	[Message]	illegal operand (access width mismatch).
	[Explanation]	An internal peripheral I/O register with mismatched access width is specified for the operand.
W3017	[Message]	base register is ep(r30) only.
	[Explanation]	Only ep can be specified for the base register of the sld/sst instruction.
W3018	[Message]	illegal regID for <i>inst</i> .
	[Explanation]	Access is blocked to the system register with the number specified by the <i>inst</i> instruction.
W3019	[Message]	illegal operand (immediate must be multiple of 4).
	[Explanation]	A multiple of four must be specified as the value of the operand. The number is rounded down, and assembly continues.

W3020	[Message]	duplicated cpu type, ignored .option cpu.
	[Explanation]	The specifications of the -cpu option and the .option pseudo instruction differ. The -cpu option is given precedence, and the target-device specification by the .option pseudo instruction will be ignored.
W3021	[Message]	<i>string</i> already specified, ignored.
	[Explanation]	<i>string</i> specifies a different number of registers than previously specified. The previously specified number will be used. This specification will be ignored.
W3022	[Message]	duplicated <i>option</i> , ignored.
	[Explanation]	<i>option</i> has been specified multiple times. The previously specified option will be used. This specification will be ignored.
W3023	[Message]	BPC value is out of range(0x0- <i>value</i>), ignored -bpc option.
	[Explanation]	The value specified for -bpc is outside the allowable range for the device (0x0 to <i>value</i>). The specified value will be ignored, and the initial value of the device will be used.
W3024	[Message]	sorry, <i>option</i> option not implemented, ignored.
	[Explanation]	Option <i>option</i> is not implemented. It will be ignored.
W3025	[Message]	sorry, <i>option</i> option not implemented, ignored.
	[Explanation]	Option <i>option</i> is not implemented. It will be ignored.
W3026	[Message]	illegal register number, aligned odd register(rXX) to be even register(rYY).
	[Explanation]	Odd-numbered registers (r1, r3, ... r31) have been specified. The only general-purpose registers that can be specified are even-numbered (r0, r2, r4, ... r30). Assembly will continue, assuming that even-numbered registers (r0, r2, r4, ... r30) have been specified.
W3029	[Message]	can not use r0 as destination in mul/mulu in V850ES core. replaced to r1.
	[Explanation]	The instruction is automatically replaced with an instruction to which this restriction does not apply. If the third operand is r0, it is replaced with r1.
W3030	[Message]	can not use r0 as destination in mul/mulu in V850ES core.
	[Explanation]	This message might be output for assembler code. The instruction cannot be replaced as is done for W3029. Check whether the restriction applies to the instruction and, if so, change the instruction pattern.
W3031	[Message]	can not use mul/mulu X,Y,Y format in V850ES core.
	[Explanation]	This message might be output for assembler code. The instruction cannot be replaced as is done for W3029. Check whether the restriction applies to the instruction and, if so, change the instruction pattern.
W3033	[Message]	Option Bytes specified by -gb option and OPT_BYTE. Linker will prioritize specified by -gb option.
	[Explanation]	The option byte has been specified more than once. Linker will prioritize specified by -gb option.
W3105	[Message]	Library file "file name" has no public symbol
	[Explanation]	The library file has no public symbols. For this reason, object modules contained in the library file will not be linked.

W3213	[Message]	Segment "segment name" allocated on General-purpose registers
	[Explanation]	This segment was allocated to a general-purpose register.
	[Action by User]	It is possible that you have overwritten the general-purpose register unintentionally. Revise the allocation as necessary.
W3215	[Message]	Segment "segment name" allocated on SELFRAM
	[Explanation]	This segment is located on an area that overlaps BRAM and internal RAM. For this reason, the data may become corrupted in self programming mode. See the user's manual of the device for details.
W3406	[Message]	Stack area less than 10 bytes
	[Explanation]	The size of the allocated stack area is 10 bytes or less (the size of the stack area allocated from the memory area specified via the -s option is 10 bytes or less).
W3407	[Message]	Can't allocate stack area
	[Explanation]	There is not enough free space in the memory area to allocate the stack area (could not allocate stack area from the memory area specified via the -s option).
W3411	[Message]	[78K0]Can't find target chip in all module
	[Explanation]	[78K0] The common object option (-common) has been specified for all input object module files. For this reason, it is not possible to determine the target device.
	[Action by User]	[78K0] Remove unneeded common object specification options (-common).
	[Message]	[78K0R] Different REL type in "file name"
	[Explanation]	[78K0R] There is a conflict in the type versions of the object module files.
	[Action by User]	[78K0R] Perform the assembly or compilation again with the latest version.
W3416	[Message]	Multiple CAP/NOCAP are in file "file name (option)" Defined first one in file "file name (option)"
	[Explanation]	The CAP/NOCAP assembly/compilation option settings do not match for all input object module files.
W3417	[Message]	There is more than one version of tool name in file "file name". Used the first one in file "file name"
	[Explanation]	There is a conflict in the tools (CC, ST78K0R/RA) and device file versions used by all object module files up to linking.
W3418	[Message]	File "file name" is old. Can't find TOOL information
	[Explanation]	This is displayed if there is no TOOL information for the input object module file. Ordinarily, this will always be displayed if an old version (not supporting DF) is linked.
W3420	[Message]	File "file name" already has had error(s) /warning(s) from "tool name"
	[Explanation]	Error and/or warning messages have been output by tools used up to linking (CC, ST78K0RRA).
W3434	[Message]	Can't specify User Option Bytes/On-Chip Debug Option Bytes/Security ID with LMF
	[Explanation]	The -gb/-go/-gi options cannot be specified if a load module file is specified as an input file.
	[Action by User]	Do not specify the -gb/-go/-gi options if a load module file is specified as an input file and re-linked.
W4300	[Message]	xxxxxxH - yyyyyyH overlapped
	[Explanation]	Objects have been output overlapping in addresses from xxxxxxH to yyyyyyH.

W4301	[Message]	Can't initialize RAM area: address - address
	[Explanation]	The initialization data for the RAM area is output.
	[Action by User]	If DB/DW is included in a DSEG of assembly source, change it to DS, or add a DB/DW instruction inside CSEG.
W4504	[Message]	can not create output file "file".
	[Explanation]	Cannot create output file <i>file</i> .
W4555	[Message]	symbol "symbol" has incompatible type in file "file".
	[Explanation]	Attempted to link symbol <i>symbol</i> , but a symbol with the same name but different type is already defined in file.
W4556	[Message]	symbol "symbol" has different size in file "file".
	[Explanation]	Attempted to link symbol <i>symbol</i> , but a symbol with the same name but different size is already defined in <i>file</i> .
W4557	[Message]	symbol "symbol" has different align-size in file "file".
	[Explanation]	Attempted to link symbol <i>symbol</i> , but a symbol with the same name but different alignment conditions is already defined in <i>file</i> .
W4562	[Message]	size zero sbss or bss attribute symbol "symbol".
	[Explanation]	The size of a <i>symbol</i> allocated to the sbss or bss attribute section is zero.
W4564	[Message]	undefined global symbol <i>symbol</i> specified with "ext_func".
	[Explanation]	Global symbol <i>symbol</i> specified by the .ext_func pseudo instruction is not defined.
	[Action example]	It will be output due to one of the following causes. If function <i>symbol</i> is not defined If function <i>symbol</i> is specified as static If the .ext_func pseudo instruction specifying <i>symbol</i> is not included in the source where the function is defined. Note that branch instructions to this function in a branch table will be unresolved.
W4605	[Message]	section "section" with section type (<i>section type</i>) not supported, ignored.
	[Explanation]	Section name <i>section</i> with section type <i>section type</i> is not supported by ld850. It will be ignored.
W4608	[Message]	input files have different register modes. use -rc option for more information.
	[Explanation]	Files with different register modes have been input. Specify the -rc option for more detailed information.
	[Action by User]	This warning may be displayed if a register mode other than 32 register mode is specified, and the source files include assembly language files. The register mode of the assembly language files must be specified using the .option pseudo instruction in the assembly files. Make the specification in the assembly language files using the following syntax. for 22-register mode: .option reg_mode 5 5 for 26-register mode: .option reg_mode 7 7
W4611	[Message]	"string" option overrides "section" section.
	[Explanation]	The <i>string</i> option will overwrite section <i>section</i> .

W4613	[Message]	illegal flash mask option access (file:" <i>file</i> " address:num1 bit:num2).
	[Explanation]	Tried to set an option byte for a function that cannot be set.
W4614	[Message]	section " <i>section</i> " alignment must be 4 in internal instruction RAM.
	[Explanation]	Make the alignment conditions for section <i>section</i> allocated to internal instruction RAM a multiple of 4.
W4615	[Message]	section " <i>section</i> " attribute is illegal in internal ROM/internal instruction RAM.
	[Explanation]	Section <i>section</i> with write attribute cannot be allocated to internal ROM/RAM.
W4651	[Message]	relocation entry in section " <i>section</i> " has unknown relocation type (<i>number</i>), ignored this entry.
	[Explanation]	The relocation entry in section <i>section</i> has an invalid relocation type <i>number</i> . This entry will be ignored.
W4652	[Message]	can not find <i>number</i> th symbol table entry for relocation of reference at offset(<i>offset</i>) in " <i>section</i> " section , this relocation is ignored.
	[Explanation]	Could not find the symbol table entry number <i>number</i> for relocating a reference at offset <i>offset</i> of section <i>section</i> . The relocation will be ignored.
W4653	[Message]	relocation entry in relocation section " <i>section1</i> " used to relocate section " <i>section2</i> " has illegal r_offset(<i>offset</i>), ignored.
	[Explanation]	The entry of relocation information section <i>section1</i> for relocating section <i>section2</i> has an invalid relocation offset <i>offset</i> . This entry will be ignored.
W4655	[Message]	can not find GP-symbol in segment " <i>segment</i> " or illegal label reference for local symbol in file " <i>file2</i> "(section: <i>section2</i> , offset: <i>offset</i> , type: <i>relocation type</i>). local symbol is allocated in section " <i>section1</i> "(file: <i>file1</i>).
	[Explanation]	No GP symbol is specified for segment <i>segment</i> , or the local symbol allocation/ addressing method is inconsistent.
	[Action by User]	If you change a section allocated via a #pragma section specification for a variable definition, also change the sections of other files where that variable is declared as extern, using the same method. Local symbols are allocated to <i>section1</i> of file <i>file1</i> . References to local symbols are in section <i>section2</i> of file <i>file2</i> , at offset <i>offset</i> .
W4656	[Message]	can not find GP-symbol in segment " <i>segment</i> " or illegal label reference for symbol " <i>symbol</i> " in file " <i>file2</i> "(section: <i>section2</i> , offset: <i>offset</i> , type: <i>relocation type</i>). " <i>symbol</i> " is allocated in section " <i>section1</i> "(file: <i>file1</i>).
	[Explanation]	No GP symbol is specified for segment <i>segment</i> , or the symbol <i>symbol</i> allocation/ addressing method is inconsistent.
	[Action by User]	If you change a section allocated via a #pragma section specification for a variable definition, also change the sections of other files where that variable is declared as extern, using the same method. Symbol <i>symbol</i> is allocated to <i>section1</i> of file <i>file1</i> . References to symbol <i>symbol</i> are in section <i>section2</i> of file <i>file2</i> , at offset <i>offset</i> .
W4657	[Message]	can not find GP-symbol in section " <i>section</i> " of file " <i>file1</i> " or illegal label reference for symbol " <i>symbol</i> " in file " <i>file2</i> "(section: <i>section2</i> , offset: <i>offset</i> , type: <i>relocation type</i>). " <i>symbol</i> " is allocated in section " <i>section1</i> "(file: <i>file1</i>).
	[Explanation]	No GP symbol is specified in section <i>section</i> of boot-side executable file <i>file1</i> , or the symbol <i>symbol</i> allocation/addressing method is inconsistent.
	[Action by User]	If you change a section allocated via a #pragma section specification for a variable definition, also change the sections of other files where that variable is declared as extern, using the same method. Symbol <i>symbol</i> is allocated to <i>section1</i> of file <i>file1</i> . References to symbol <i>symbol</i> are in section <i>section2</i> of file <i>file2</i> , at offset <i>offset</i> .

W4658	[Message]	relocated value (<i>value</i>) of relocation entry (symbol: <i>symbol</i> , file: <i>file</i> , section: <i>section</i> , offset: <i>offset</i> , type: <i>relocation type</i>) for branch command become odd value.
	[Explanation]	A value relocated via a branch relocation entry (symbol <i>symbol</i> , file <i>file</i> , offset <i>offset</i> , relocation type <i>relocation type</i>) is odd.
W4659	[Message]	relocated value (<i>value</i>) of relocation entry (symbol: <i>symbol</i> , file: <i>file</i> , section: <i>section</i> , offset: <i>offset</i> , type: <i>relocation type</i>) for load/store command become odd value.
	[Explanation]	A value relocated via a load/store relocation entry (symbol <i>symbol</i> , file <i>file</i> , offset <i>offset</i> , and relocation type <i>relocation type</i>) is odd.
W4661	[Message]	symbol " <i>symbol</i> " (output section <i>section1</i>) is too far from output section " <i>section2</i> ". (value: <i>value</i> , file: <i>file</i> , input section: <i>section3</i> , offset: <i>offset</i> , type: <i>relocation type</i>).
	[Explanation]	A branch instruction to symbol <i>symbol</i> allocated from output section <i>section2</i> to output section <i>section1</i> exceeds the available branch range. The branch instruction is located at offset <i>offset</i> of section <i>section3</i> in file <i>file</i> .
W4662	[Message]	output section " <i>section1</i> " is too far from output section " <i>section2</i> ". (value: <i>value</i> , file: <i>file</i> , input section: <i>section3</i> , offset: <i>offset</i> , type: <i>relocation type</i>).
	[Explanation]	A branch instruction to a local symbol allocated from output section <i>section2</i> to output section <i>section1</i> exceeds the available branch range. The branch instruction is located at offset <i>offset</i> of section <i>section3</i> in file <i>file</i> .
W4663	[Message]	output section " <i>section1</i> " overflowed or illegal label reference for symbol " <i>symbol</i> " in file " <i>file2</i> " (value: <i>value</i> , input section: <i>section2</i> , offset: <i>offset</i> , type: <i>relocation type</i>). " <i>symbol</i> " is allocated in section " <i>section1</i> "(file: <i>file1</i>).
	[Explanation]	Output section <i>section1</i> overflowed, or the section where symbol <i>symbol</i> was allocated and label addressing method are invalid. <i>symbol</i> is allocated to <i>section1</i> in file <i>file1</i> . The invalid reference is at offset <i>offset</i> of section <i>section2</i> in file <i>file2</i> .
W4664	[Message]	output section " <i>section1</i> " overflowed or illegal label reference for local symbol in file " <i>file2</i> " (value: <i>value</i> , input section: <i>section2</i> , offset: <i>offset</i> , type: <i>relocation type</i>). local symbol is allocated in section " <i>section1</i> "(file: <i>file1</i>).
	[Explanation]	Output section <i>section1</i> overflowed, or the section where a local symbol was allocated and label addressing method are invalid. Local symbols are allocated to <i>section1</i> of file <i>file1</i> . The invalid reference is at offset <i>offset</i> of section <i>section2</i> in file <i>file2</i> .
W4702	[Message]	no archive symbol table, ignored this archive file.
	[Explanation]	There is no archive symbol table in the specified archive file. This archive file specification will be ignored.
W4755	[Message]	aligned odd value(<i>number1</i>) to be even value(<i>number2</i>).
	[Explanation]	Odd number <i>number1</i> was aligned to even number <i>number2</i> .
W4757	[Message]	segment " <i>segment</i> " overflowed highest address of target machine.
	[Explanation]	The area specified by the allocation of segment <i>segment</i> is outside the available memory space of the target machine.
	[Action example]	Removing the -Ximem_overflow=warning option can turn this message into an error. Specifying the -rom_less option can eliminate this message provided that the warning was caused by onboard ROM.
W4769	[Message]	<i>string</i> in segment directive is illegal when "-r" option specificated, ignored.
	[Explanation]	It is not possible to specify <i>string</i> in the segment directive if the -r or -ro option is specified. It will be ignored.

W4770	[Message]	<i>string</i> in section directive is illegal when "-r" option specified, ignored.
	[Explanation]	It is not possible to specify <i>string</i> in the section directive if the -r or -ro option is specified. It will be ignored.
W4772	[Message]	no LOAD segments exist for mapping input section " <i>section</i> " in file " <i>file</i> ", this section is mapped to non-LOAD *DUMMY* segment with no program header.
	[Explanation]	There is no segment with the segment type LOAD that can allocate section <i>section</i> in file <i>file</i> . This section will be allocated to a non-loadable dummy segment without a program header.
W4773	[Message]	<i>string</i> is illegal in 1pass-mode, ignored, try in 2pass-mode ("-B" option).
	[Explanation]	<i>string</i> cannot be specified in 1-pass mode. It will be ignored. Specify 2-pass mode using the -B option.
W4774	[Message]	<i>string</i> is illegal when "-f" option specified, ignored.
	[Explanation]	If the -f option has been specified, it is not possible to specify <i>string</i> . It will be ignored.
W4775	[Message]	<i>string</i> symbol multiply defined to segment " <i>segment</i> ", first defined symbol " <i>symbol</i> " used.
	[Explanation]	Symbol <i>string</i> has been defined more than once for segment <i>segment</i> . The first symbol <i>symbol</i> defined will be used as symbol <i>string</i> for segment <i>segment</i> .
W4777	[Message]	<i>string</i> symbol multiply defined, first defined symbol " <i>symbol</i> " used.
	[Explanation]	Symbol <i>string</i> has been defined more than once. The first <i>string</i> defined will be used as symbol <i>symbol</i> .
W4781	[Message]	segment " <i>segment</i> " (<i>number1-number2</i>) must be in <i>string</i> -relative-address-able range (<i>number3-number4</i>).
	[Explanation]	The area specified by the allocation of segment <i>segment</i> (<i>number1</i> to <i>number2</i>) is outside the range that can be addressed relative to <i>string</i> (<i>number3</i> to <i>number4</i>).
	[Action by User]	When this message appears, it may not be possible to reference a correct address. When referencing a segment, ensure that the allocation location is correct.
W4782	[Message]	segment " <i>segment</i> " (<i>number1-number2</i>) overflowed highest or lowest address of internal memory (<i>number3-number4</i>).
	[Explanation]	The area specified by the allocation of segment <i>segment</i> (<i>number1</i> to <i>number2</i>) is outside the available memory space range (<i>number3</i> to <i>number4</i>) of the target machine.
	[Action example]	Removing the -Ximem_overflow=warning option can turn this message into an error. Specifying the -rom_less option can eliminate this message provided that the warning was caused by onboard ROM.
W4783	[Message]	<i>string</i> specified in EP symbol directive, ignored.
	[Explanation]	<i>string</i> cannot be specified in an ep symbol directive. It will be ignored.
W4784	[Message]	segment " <i>segment</i> " (<i>number1-number2</i>) overlaps guarded area (<i>number3-number4</i>).
	[Explanation]	The area specified by the allocation of segment <i>segment</i> (<i>number1</i> to <i>number2</i>) overlaps the guard (use blocked) range (<i>number3</i> to <i>number4</i>).
W4785	[Message]	segment " <i>segment</i> " (<i>number1-number2</i>) overlaps string area (<i>number3-number4</i>).
	[Explanation]	The area specified by the allocation of segment <i>segment</i> (<i>number1</i> to <i>number2</i>) overlaps the programmable peripheral I/O area (<i>number3</i> to <i>number4</i>).

W4788	[Message]	section address specification is illegal when address of segment " <i>segment</i> " is not specified.
	[Explanation]	No address has been specified for segment <i>segment</i> . If the address was specified for the section in a segment, specify the address of the segment as well.
W4852	[Message]	" <i>string</i> " option needs argument, ignored.
	[Explanation]	Option <i>string</i> requires an argument. It will be ignored.
W4854	[Message]	" <i>string</i> " option is ignored.
	[Explanation]	Option <i>string</i> will be ignored.
W4857	[Message]	" <i>string1</i> " option is illegal when " <i>string2</i> " option is specified, ignored " <i>string1</i> " option.
	[Explanation]	If option <i>string2</i> has been specified, it is not possible to specify option <i>string1</i> . Option <i>string1</i> will be ignored.
W4860	[Message]	" <i>string1</i> " option's argument is illegal, ignored " <i>string2</i> " option.
	[Explanation]	The argument specified for option <i>string1</i> is invalid. The option specified as <i>string2</i> will be ignored.
W4865	[Message]	duplicated " <i>string</i> " option, ignored.
	[Explanation]	Option <i>string</i> has been specified more than once. It will be ignored.
W4866	[Message]	duplicated " <i>string1</i> " option, ignored " <i>string2</i> " option.
	[Explanation]	Option <i>string1</i> has been specified more than once. The option specified as <i>string2</i> will be ignored.
W4867	[Message]	duplicated " <i>string1</i> " option, ignored " <i>string2</i> " option.
	[Explanation]	Option <i>string1</i> has been specified more than once. The option specified as <i>string2</i> will be ignored.
W4868	[Message]	" <i>string</i> " option aligned odd value (<i>value1</i>) to be even value (<i>value2</i>).
	[Explanation]	Odd value <i>value1</i> specifying option <i>string</i> was aligned to even value <i>value2</i> .
W4871	[Message]	" <i>string</i> " option is not supported for V850 core.
	[Explanation]	Option <i>string</i> is not supported for core V850 devices.
W4872	[Message]	segment sort function is active, because new vector type exist in device file.
	[Explanation]	A device file with a new interrupt type was specified, so the segment address order will be sorted. This message appears when a link-directive protocol older than CA850 Ver. 2.50 has been specified via the -Xolddir option.
W4873	[Message]	" <i>string</i> " option is not supported for this device.
	[Explanation]	Option <i>string</i> is not supported by the specified device. The option specification was ignored.
W4911	[Message]	multiple inclusion of same file attempted, ignored.
	[Explanation]	The same file is specified multiple times as an input file.
W5009	[Message]	sorry, not implemented option ' <i>option</i> ', ignored
	[Explanation]	Option <i>option</i> is currently not supported. It will be ignored.
W5201	[Message]	Module not found (module: file name)
	[Explanation]	The module specified for replacement was not found in the library file.
W5301	[Message]	shift count(<i>num</i>) in function ' <i>func</i> ' is out of range
	[Explanation]	The shift value (<i>num</i>) in an expression of function <i>func</i> is outside the range of 0 to 31.

W5302	[Message]	division by zero in function ' <i>func</i> '
	[Explanation]	There is a division by 0 in an expression of function <i>func</i> .
W5501	[Message]	The section of variable ' <i>symbol</i> ' was changed from ' <i>old</i> ' to ' <i>new</i> '.
	[Explanation]	The section of variable <i>symbol</i> was changed from <i>old</i> to <i>new</i> .
W5502	[Message]	The size of variable ' <i>symbol</i> ' was changed from <i>old</i> to <i>new</i> .
	[Explanation]	The size of variable <i>symbol</i> was changed from <i>old</i> to <i>new</i> .
W5503	[Message]	The alignment of variable ' <i>symbol</i> ' was changed from <i>old</i> to <i>new</i> .
	[Explanation]	The alignment of variable <i>symbol</i> was changed from <i>old</i> to <i>new</i> .
W5504	[Message]	The initial value of variable ' <i>symbol</i> ' was changed.
	[Explanation]	The initial value of variable <i>symbol</i> was changed.
W6101	[Message]	immediate for shift operator is out of range
	[Explanation]	The immediate value specified by the shift instruction is outside the allowable range. Only the effective lower-order digits will be recognized as being specified, and the process will continue.
W6102	[Message]	first argument of <code>_rcopy()</code> is illegal
	[Explanation]	The first argument to the <code>_rcopy</code> copy routine is invalid.
W6701	[Message]	Load module file is older than object module file "load module file name/object module file name"
	[Explanation]	The load module filename specified is older than the object module file name.
W6702	[Message]	Load module file is older than assemble module file "load module file name/assembly list file name"
	[Explanation]	The load module filename specified is older than the assembly list file name.
W6703	[Message]	Assemble list has error statement "file name"
	[Explanation]	An error was found in a line of the assembly list.
W6704	[Message]	Segment name is not found in assemble list file "segment name"
	[Explanation]	Could not find the segment name of the object module file in the assembly list.
W6705	[Message]	Segment data length is different "segment name"
	[Explanation]	The length of the segment data in the assembly list file is different from the length of the data in the object module file. The extra segment data is ignored, and processing is executed.
W7041	[Message]	Too large -VS parameter.(saddr-gap:XXXXXH)
	[Explanation]	The value set by the -vs option is greater than the amount of free space.
	[Action by User]	Set the -vs option to no more than the amount of free space.
W7101	[Message]	sorry, not implemented option ' <i>option</i> ', ignored
	[Explanation]	Option <i>option</i> is currently not supported. It will be ignored.
W7102	[Message]	redeclaration of ' <i>symbol</i> '
	[Explanation]	<i>symbol</i> is being redeclared.
W7103	[Message]	Symbol ' <i>symbol</i> ' has different size (<i>num1</i> and <i>num2</i>).
	[Explanation]	Different sizes (<i>num1</i> and <i>num2</i>) were merged for data symbol <i>symbol</i> .

W7104	[Message]	Symbol ' <i>symbol</i> ' has different alignment size (<i>num1</i> and <i>num2</i>). Changed to least common multiple value (<i>num3</i>).
	[Explanation]	Different alignment sizes (<i>num1</i> and <i>num2</i>) were merged for data symbol <i>symbol</i> . Changed to the greatest common multiple (<i>num3</i>).
W7105	[Message]	cannot hide symbol ' <i>symbol</i> '
	[Explanation]	symbol <i>symbol</i> cannot be converted to bytes.
W7106	[Message]	Argument type mismatch is detected where ' <i>caller</i> ' calls ' <i>callee</i> '.
	[Explanation]	The types of the <i>caller</i> and <i>callee</i> arguments were different when performing inline expansion. If the types can be converted, they will be converted to the types in the definition. Otherwise, inline expansion will be ignored.
W7107	[Message]	Return value type mismatch is detected where ' <i>caller</i> ' calls ' <i>callee</i> '.
	[Explanation]	The return types of the <i>caller</i> and <i>callee</i> were different when performing inline expansion. If the types can be converted, they will be converted to the types on the caller side. Otherwise, inline expansion will be ignored.
W8101	[Message]	cannot calculate <i>name</i> 's frequency
	[Explanation]	Cannot calculate the usage frequency of variable <i>name</i> . This message appears if the variable is not used and the -v option is specified. This warning message may be safely ignored.
W8105	[Message]	Library file "file name" has no public symbol
	[Explanation]	The library file has no public symbols. For this reason, object modules contained in the library file will not be linked.
W8111	[Message]	you use -O option, sorting option ignored
	[Explanation]	The sort option will be ignored because the -O option and sort option were specified simultaneously.
W8213	[Message]	Segment "segment name" allocated on General-purpose registers
	[Explanation]	This segment was allocated to a general-purpose register.
	[Action by User]	It is possible that you have overwritten the general-purpose register unintentionally. Revise the allocation as necessary.
W8215	[Message]	Segment " <i>segment name</i> " allocated on SELFRAM
	[Explanation]	This segment is located on an area that overlaps BRAM and internal RAM. For this reason, the data may become corrupted in self programming mode. See the user's manual of the device for details.
W8121	[Message]	unrecognized option <i>option</i> , ignored
	[Explanation]	Option <i>option</i> will be ignored because it is not recognized.
W8306	[Message]	can not open file <i>file</i>
	[Explanation]	Could not open file <i>file</i> .
W8307	[Message]	can not close file <i>file</i>
	[Explanation]	Could not close file <i>file</i> .
W8308	[Message]	can not read file <i>file</i>
	[Explanation]	Cannot read from file <i>file</i> .
W8309	[Message]	can not write file <i>file</i>
	[Explanation]	Cannot write to file <i>file</i> .

W8310	[Message]	can not seek file <i>file</i>
	[Explanation]	Cannot seek in file <i>file</i> .
W8311	[Message]	can not find file <i>file</i>
	[Explanation]	Cannot read from file <i>file</i> .
W8315	[Message]	can not find member <i>member</i>
	[Explanation]	Member <i>member</i> not found in archive file.
W8322	[Message]	this symbol offset not true
	[Explanation]	The symbol offset in the archive file is invalid.
W8406	[Message]	Stack area less than 10 bytes
	[Explanation]	The size of the allocated stack area is 10 bytes or less (the size of the stack area allocated from the memory area specified via the -s option is 10 bytes or less).
W8407	[Message]	Can't allocate stack area
	[Explanation]	There is not enough free space in the memory area to allocate the stack area (could not allocate stack area from the memory area specified via the -s option).
W8411	[Message]	Different REL type in "file name"
	[Explanation]	There is a conflict in the type versions of the object module files.
	[Action by User]	Perform the assembly or compilation again with the latest version.
W8416	[Message]	Multiple CAP/NOCAP are in file "file name (option)" Defined first one in file "file name (option)"
	[Explanation]	The CAP/NOCAP assembly/compilation option settings do not match for all input object module files.
W8417	[Message]	There is more than one version of tool name in file "file name". Used the first one in file "file name"
	[Explanation]	There is a conflict in the tools (CC, ST78K0R/RA) and device file versions used by all object module files up to linking.
W8418	[Message]	File "file name" is old. Can't find TOOL information
	[Explanation]	This is displayed if there is no TOOL information for the input object module file. Ordinarily, this will always be displayed if an old version (not supporting DF) is linked.
W8420	[Message]	File "file name" already has had error(s) /warning(s) from "tool name"
	[Explanation]	Error and/or warning messages have been output by tools used up to linking (CC, ST78K0RRA).
W8434	[Message]	Can't specify User Option Bytes/On-Chip Debug Option Bytes/Security ID with LMF
	[Explanation]	The -gb/-go/-gi options cannot be specified if a load module file is specified as an input file.
	[Action by User]	Do not specify the -gb/-go/-gi options if a load module file is specified as an input file and re-linked.
W8508	[Message]	duplicated - <i>option1</i> option, ignored - <i>option2</i> option.
	[Explanation]	The <i>option1</i> option was specified more than once. Option <i>option2</i> will be ignored.
W8509	[Message]	<i>section</i> section is already defined by -p option and therefore this section is ignored.
	[Explanation]	Section <i>section</i> will be ignored because the -p option has already been specified for it.

W8510	[Message]	<i>section</i> section is already defined by -t option and therefore this section is ignored.
	[Explanation]	Section <i>section</i> will be ignored because the -t option has already been specified for it.
W8518	[Message]	@ option needs argument, ignored.
	[Explanation]	Not enough arguments for @ option. It will be ignored.
W8525	[Message]	rompsec section overflowed highest address of target machine.
	[Explanation]	A memory overflow occurred when creating the rompsec section.
	[Remark]	Specifying the -rom_less option can eliminate this message.
W8533	[Message]	can not open file <i>file</i>
	[Explanation]	Cannot open file <i>file</i> . Processing of <i>file</i> will be skipped.
W8534	[Message]	" <i>option</i> " option's argument is illegal, ignored " <i>option</i> " option.
	[Explanation]	The argument to <i>option</i> option is invalid. The specification will be ignored.
W8713	[Message]	file name <i>name</i> is too long
	[Explanation]	File name <i>name</i> is too long.
W8714	[Message]	expect command file after @, ignored
	[Explanation]	Specify a command file after the at sign (@). The @ option will be ignored.
W8715	[Message]	<i>section</i> section is already defined by -l option, ignored
	[Explanation]	Section <i>section</i> will be ignored because the -l option has already been specified.
W8716	[Message]	-S and -x expect -fT
	[Explanation]	The -S and -x options are only valid when extended hex format has been specified.
W8717	[Message]	-S expect -fT
	[Explanation]	The -S option is only valid when extended hex format has been specified.
W8718	[Message]	-x expect -S and -fT
	[Explanation]	The -x option is only valid when the -S and -fT options have been specified simultaneously.
W8719	[Message]	<i>option1</i> option overrides <i>option2</i> option
	[Explanation]	Option <i>option1</i> has been specified, overriding option <i>option2</i> (which therefore disabled).
W8730	[Message]	<i>section</i> section overflowed lowest address of internal memory
	[Explanation]	Section <i>section</i> underflows the internal ROM area or the area specified by the -U option.
W8731	[Message]	<i>section</i> section overflowed highest address of internal memory
	[Explanation]	Section <i>section</i> overflows the internal memory space.
W8732	[Message]	<i>section</i> section overflowed lowest address of program memory
	[Explanation]	Section <i>section</i> underflows program memory.
W8733	[Message]	<i>section</i> section is converted from its midst
	[Explanation]	Converting to hex from the address specified midway in section <i>section</i> .
W8734	[Message]	<i>section</i> section is converted until its midst
	[Explanation]	Converting to hex until the area specified midway in section <i>section</i> .

W8735	[Message]	The address of convert area exceeds the maximum value of the address that can be expressed in the Intel expanded hex format
	[Explanation]	The address is outside the maximum range that can be expressed using Intel extended hex format (20 bits). Processing will continue, outputting the address as a value in the expressible range.
	[Action by User]	<p>This message may be caused by one of the following.</p> <ol style="list-style-type: none"> (1) You forgot to create ROM You may have tried to convert a section allocated to ROM and an internal RAM section into hex simultaneously. Convert to ROM before performing hex conversion (see the "CubeSuite Coding/Build" for details about ROMization). (2) The wrong section is being converted to hex Two section addresses being converted to hex simultaneously may be far apart. If you are using multiple ROM, perform hex conversion separately for each one. Also make sure that you are converting the right section to hex, and that the section alignment address is correct. (3) The section itself is too large Hex conversion will fail if the size of the area is too large to be expressed. Either break the section into expressible ranges, or use a different hex format. <p>(Cautions)</p> <p>Although the maximum address value is stated as 20 bits, it is actually in the vicinity of 20 bits. The 20-bit Intel extended hex-format address expression that is the cause of this message is calculated from the extended address record in the higher-order address, and the unique data record offset from there. If the higher-order address of the extended address record fits within 20 bits, then the address will be output successfully in Intel extended hex format even if the addition of the subsequent data record offset causes the result to be more than 20 bits, and it will not cause an error.</p>
W8736	[Message]	The address of convert area exceeds the maximum value of the address that can be expressed in the Motorola S type hex format (standard address)
	[Explanation]	<p>The address is outside the maximum range (24 bits) that can be expressed using Motorola S type hex format (standard address).</p> <p>Processing will continue, outputting the address as a value in the expressible range.</p>
	[Action by User]	<p>This message may be caused by one of the following.</p> <ol style="list-style-type: none"> (1) You forgot to create ROM You may have tried to convert a section allocated to ROM and an internal RAM section into hex simultaneously. Convert to ROM before performing hex conversion (see the "CubeSuite Coding/Build" for details about ROMization). (2) The wrong section is being converted to hex Two section addresses being converted to hex simultaneously may be far apart. If you are using multiple ROM, perform hex conversion separately for each one. Also make sure that you are converting the right section to hex, and that the section alignment address is correct. (3) The section itself is too large Hex conversion will fail if the size of the area is too large to be expressed. Either break the section into expressible ranges, or use a different hex format.

W8737	[Message]	The start address of convert area exceeds the maximum value of the address that can be expressed in the Intel expanded hex format
	[Explanation]	The start address is outside the maximum range that can be expressed using Intel extended hex format (20 bits). Processing will continue, outputting the address as a value in the expressible range.
	[Action by User]	This message may be caused by one of the following. The section address is too large The address allocated to the section may be larger than the expressible range. Specify the start address of the area for hex conversion with the -d option, and offset from that address. The value specified via the -d option is invalid. It is possible handle the address as an offset from the specified value by specifying the -d option. The offset from this value may be larger than the expressible range. Specify an appropriate value.
W8738	[Message]	The start address of convert area exceeds the maximum value of the address that can be expressed in the Motorola S type hex format (standard address)
	[Explanation]	The start address is outside the maximum range that can be expressed using Motorola S type hex format (24 bits). Processing will continue, outputting the address as a value in the expressible range.
	[Action by User]	This message may be caused by one of the following. The section address is too large The address allocated to the section may be larger than the expressible range. Specify the start address of the area for hex conversion with the -d option, and offset from that address. The value specified via the -d option is invalid It is possible handle the address as an offset from the specified value by specifying the -d option. The offset from this value may be larger than the expressible range. Specify an appropriate value.
W8747	[Message]	too small block length. Length => <i>length</i>
	[Explanation]	The specified maximum block length is too small. Processing will continue, changing to the default value <i>length</i> .
W8748	[Message]	too large block length. Length => <i>length</i>
	[Explanation]	The specified maximum block length is too large. Processing will continue, changing to the maximum specifiable length <i>length</i> .
W8749	[Message]	block length is set. Length => <i>length</i>
	[Explanation]	Processing will continue, changing the maximum block length from the default value to <i>length</i> . This message appears when the value can be specified when the -b option is specified.
W8750	[Message]	symbol block length exceed default value
	[Explanation]	The length of the symbol block exceeds the maximum specified block length.
W9102	[Message]	illegal object file (<i>string</i>)
	[Explanation]	The object file is invalid.
W9121	[Message]	buffer number error
	[Explanation]	The buffer number is incorrect.
W9122	[Message]	illegal option -c
	[Explanation]	-c cannot be specified as an option.

W9123	[Message]	illegal option +c
	[Explanation]	+c cannot be specified as an option.
W9125	[Message]	not enough argument
	[Explanation]	There are not enough arguments.
W9126	[Message]	not enough argument for <i>string</i>
	[Explanation]	There are not enough arguments for option <i>string</i> .
W9127	[Message]	Size error
	[Explanation]	The size is incorrect.
W9400	[Message]	Cannot find file(<i>file name</i>). Check that the specified file name is correct
	[Explanation]	The specified file was not found.
	[Action by User]	Specify the file name again.
W9401	[Message]	Cannot open file to read(<i>file name</i>). Check that the file is readable.
	[Explanation]	The specified file is read-protected.
	[Action by User]	Select the file's attribute to make it readable.
W9402	[Message]	Cannot open file to write(<i>file name</i>). Check that both the file and the folder are writable.
	[Explanation]	The specified file is write-protected.
	[Action by User]	Select the file and folder attributes to make it writeable.
W9403	[Message]	File read error(<i>file name</i>).
	[Explanation]	An error occurred while loading the specified file.
	[Action by User]	Make sure that the file is readable.
W9404	[Message]	File write error(<i>file name</i>).
	[Explanation]	An error occurred while writing the specified file.
	[Action by User]	Make sure that the file is writeable.
W9405	[Message]	Too many characters in one line in file (<i>file name</i> :line <i>number</i>).
W9406	[Message]	Too many lines in file(<i>file name</i>). The limit is <i>number</i> .
W9407	[Message]	Too long file name(<i>file name</i>). The limit is 255.
W9410	[Message]	Unknown function name (<i>function name</i>) in file(<i>file name</i> :line <i>number</i>). Only functions explicitly referred to in the project are allowed. Do you want to stop reading?
	[Explanation]	The stack-size specification file specifies a function name not used in the project. Only functions that are defined in or directly called from a C source file can be specified.
	[Action by User]	[Abort]: Cancel processing. [Retry]: Ignore the error and continue loading from the following line. [Ignore]: Ignore the error and continue loading from the following line. Subsequent warnings of this type will be shown in the message display area, but this dialog will not appear again.

W9411	[Message]	Too long file name (<i>file name</i>) qualifying static function name in file(<i>file name</i> :line <i>number</i>). The limit is 255. Do you want to stop reading?
	[Explanation]	The name of a file in which a static-function is defined (added in front of the static function in the stack-size specification file) is too long. Use no more than 255 characters.
	[Action by User]	[Abort]: Cancel processing. [Retry]: Ignore the error and continue loading from the following line. [Ignore]: Ignore the error and continue loading from the following line. Subsequent warnings of this type will be shown in the message display area, but this dialog will not appear again.
W9412	[Message]	Too long function name (<i>function name</i>) in file (<i>file name</i> :line <i>number</i>). The limit is 1022. Do you want to stop reading?
	[Explanation]	The stack-size specification file contains a function name that is too long. Use no more than 1,022 characters.
	[Action by User]	[Abort]: Cancel processing. [Retry]: Ignore the error and continue loading from the following line. [Ignore]: Ignore the error and continue loading from the following line. Subsequent warnings of this type will be shown in the message display area, but this dialog will not appear again.
W9413	[Message]	Illegal value (<i>value</i>) after "ADD=" in file (<i>file name</i> :line <i>number</i>). Do you want to stop reading?
	[Explanation]	The stack-size specification file contains an invalid added size specification. The added size must be in the format of "ADD=" followed by a decimal number, or a hexadecimal number preceded by "0x" or "0X". The available values are as follows. [78K0] 0 - 65,535 [78K0R] 0 - 1,048,575 [V850] 0 - 2,147,483,647
	[Action by User]	[Abort]: Cancel processing. [Retry]: Ignore the error and continue loading from the following line. [Ignore]: Ignore the error and continue loading from the following line. Subsequent warnings of this type will be shown in the message display area, but this dialog will not appear again.

W9414	[Message]	Multiple "ADD="s for one function in file (<i>file name:line number</i>). Only one is allowed. Do you want to stop reading?
	[Explanation]	The stack-size specification file contains an invalid added size specification. An added size can only be specified for one function.
	[Action by User]	[Abort]: Cancel processing. [Retry]: Ignore the error and continue loading from the following line. [Ignore]: Ignore the error and continue loading from the following line. Subsequent warnings of this type will be shown in the message display area, but this dialog will not appear again.
W9415	[Message]	Illegal value (<i>value</i>) after "RECTIME=" in file (<i>file name:line number</i>). Do you want to stop reading?
	[Explanation]	The stack-size specification file contains a specification of an invalid number of recursions. The number of recursions must be in the format of "RECTIME=" followed by a positive decimal number, or a positive hexadecimal number preceded by "0x" or "0X".
	[Action by User]	[Abort]: Cancel processing. [Retry]: Ignore the error and continue loading from the following line. [Ignore]: Ignore the error and continue loading from the following line. Subsequent warnings of this type will be shown in the message display area, but this dialog will not appear again.
W9416	[Message]	Multiple "RECTIME="s for one function in file (<i>file name:line number</i>). Only one is allowed. Do you want to stop reading?
	[Explanation]	The stack-size specification file contains a specification of an invalid number of recursions. A recursion count can only be specified for one function.
	[Action by User]	[Abort]: Cancel processing. [Retry]: Ignore the error and continue loading from the following line. [Ignore]: Ignore the error and continue loading from the following line. Subsequent warnings of this type will be shown in the message display area, but this dialog will not appear again.

W9417	[Message]	Illegal "RECTIME=" for non-recursive function in file (<i>file name:line number</i>). It shall be specified for recursive functions. Do you want to stop reading?
	[Explanation]	The stack-size specification file contains a specification of an invalid number of recursions. The "RECTIME=" recursion-count specification can only be used with recursive functions.
	[Action by User]	[Abort]: Cancel processing. [Retry]: Ignore the error and continue loading from the following line. [Ignore]: Ignore the error and continue loading from the following line. Subsequent warnings of this type will be shown in the message display area, but this dialog will not appear again.
W9418	[Message]	Missing function name after "CALL=" in file (<i>file name:line number</i>). Do you want to stop reading?
	[Explanation]	The stack-size specification file contains an invalid callee function specification. Specify "CALL=" followed by the function name. Functions that are not used in the project cannot be specified.
	[Action by User]	[Abort]: Cancel processing. [Retry]: Ignore the error and continue loading from the following line. [Ignore]: Ignore the error and continue loading from the following line. Subsequent warnings of this type will be shown in the message display area, but this dialog will not appear again.
W9419	[Message]	Multiple function names after "CALL=" in file (<i>file name:line number</i>). Place "CALL=" before each functions. Do you want to stop reading?
	[Explanation]	The stack-size specification file contains an invalid callee function specification. "CALL=" can only specify one function. If you wish to specify more than one function, use the "CALL=" specification for each one.
	[Action by User]	[Abort]: Cancel processing. [Retry]: Ignore the error and continue loading from the following line. [Ignore]: Ignore the error and continue loading from the following line. Subsequent warnings of this type will be shown in the message display area, but this dialog will not appear again.

W9424	[Message]	Multiple specifications for one function in file (<i>file name</i> :line <i>number1</i> , line <i>number2</i>). Only one is allowed. Do you want to stop reading?
	[Explanation]	The stack-size specification file contains the same function on lines {line-number-1} and {line-number-2}. Delete one of them.
	[Action by User]	[Abort]: Cancel processing. [Retry]: Ignore the error and continue loading from the following line. [Ignore]: Ignore the error and continue loading from the following line. Subsequent warnings of this type will be shown in the message display area, but this dialog will not appear again.
W9425	[Message]	Too many characters in one line in file (<i>file name</i> :line <i>number</i>). The limit is 5119. Do you want to stop reading?
	[Explanation]	The number of characters in line {line-number} of the stack-size specification file exceeds the maximum length (5,119). Reduce the callee function specifications. Even if you register all functions that are called, only the function with the largest stack size will be added to the stack size.
	[Action by User]	[Abort]: Cancel processing. [Retry]: Ignore the error and continue loading from the following line. [Ignore]: Ignore the error and continue loading from the following line. Subsequent warnings of this type will be shown in the message display area, but this dialog will not appear again.
W9426	[Message]	Illegal format in file (<i>file name</i> :line <i>number</i>). Check the file. Do you want to stop reading?
	[Explanation]	The format of line <i>line-number</i> in the stack-size specification file is invalid. Check the file.
	[Action by User]	[Abort]: Cancel processing. [Retry]: Ignore the error and continue loading from the following line. [Ignore]: Ignore the error and continue loading from the following line. Subsequent warnings of this type will be shown in the message display area, but this dialog will not appear again.
W9427	[Message]	Can not find stack size specification file for system library functions (<i>file name</i>). Default values (the same as <i>default file name</i>) are used.
	[Explanation]	No stack-size specification file was found for the standard library. The size information for sk78k0/k0r/V850 (same as <i>default-file-name</i>) will be used.
	[Action by User]	It may not have been installed correctly; try installing again.

W9428	[Message]	Illegal format in stack size specification file for system library functions(<i>file name</i> :line <i>number</i>).
	[Explanation]	The format of the stack-size specification file for the standard library is invalid.
	[Action by User]	It may not have been installed correctly; try installing again.
W9429	[Message]	Broken stk system file (<i>file name</i>). The file was ignored.
	[Explanation]	The stk system file is invalid.
	[Action by User]	A previous change to the stack size may not have been reflected. Check it, and configure it again if it is incorrect.
W9430	[Message]	[78K0][78K0R] Cannot find CC <i>name</i> generated assembler source module file. Select PM+'s menu([Tool]-[Compiler Options]) and check both "Create Assembler Source Module File" in [Output] tab and "Output Debugging Information" in [Debug] tab and then rebuild.
	[Explanation]	[78K0][78K0R] The assembler source module file was not found.
	[Action by User]	[78K0][78K0R] Perform the rebuild after doing the following: register a C source file in CubeSuite; then from the Build Tool Property panel, select the [Compile Options] tab; next, under the [Debug Information] category, set the [Add debug information] property to [Yes(Add to both assembly and object file)(-g2)], and under the [Assembly File] category, set the [Output assemble file] property to [Yes].
	[Message]	[V850] Cannot find CA850 generated assembly language source file. Select PM+'s menu([Tool]-[Compiler Options]) and check "Assembler Source" in [General] tab.
	[Explanation]	[V850] The intermediate assembler file was not found.
	[Action by User]	[V850] Perform the rebuild after doing the following: register a C source file in CubeSuite; then from the Build Tool Property panel, select the [Compile Options] tab; next, under the [Output File] category, set the [Output assembler source file] property to [Yes(-Fs)].
W9431	[Message]	[78K0][78K0R] Cannot find CC <i>name</i> generated assembler source module file (<i>file name</i>). Check "Compiler Options" specified for the corresponding C source file and rebuild.
	[Explanation]	[78K0][78K0R] The assembler source module file was not found.
	[Action by User]	[78K0][78K0R] Perform the build after doing the following: from CubeSuite, in the Property panel for the corresponding C source, select the [Individual Compile Options] tab; then under the [Debug Information] category, set the [Add debug information] property to [Yes(Add to both assembly and object file)(-g2)], and under the [Assembly File] category, set the [Output assemble file] property to [Yes].
	[Message]	[V850] Cannot find CA850 generated assembly language source file (<i>file name</i>). Check "Compiler Options" specified for the corresponding C source file and rebuild.
	[Explanation]	[V850] The intermediate assembler file was not found.
	[Action by User]	[V850] Perform the build after doing the following: from CubeSuite, in the Property panel for the corresponding C source, select the [Individual Compile Options] tab; then under the [Output File] category, set the [Output assembler source file] property to [Yes(-Fs)].

W9432	[Message]	[78K0][78K0R] Illegal format in file(<i>file name</i> :line <i>number</i>). Check the file.
	[Explanation]	[78K0][78K0R] The format of line <i>line-number</i> in the assembler source module file is invalid.
	[Action by User]	[78K0][78K0R] The assembler source module file generated by CA78K0/K0R may be missing. Check the file and rebuild
	[Message]	[V850] Illegal format in file(<i>file name</i> :line <i>number</i>). Check the file
	[Explanation]	[V850] The format of line <i>line-number</i> in the intermediate assembler file is invalid.
	[Action by User]	[V850] The intermediate assembler file generated by CA850 may be missing. Check the file and rebuild.
W9433	[Message]	Cannot accept <i>CC name version</i> generated assembler source module file. Use <i>version</i> or later.
	[Explanation]	The correct stack size cannot be calculated if a call to a runtime library or standard library is included, because the compiler version is out of date.
	[Action by User]	It supports to CA78K0/K0R. Rebuild it.
W9434	[Message]	Assembler source module file for different device (<i>file name</i>).
	[Explanation]	File was generated for a different series' compiler. This file cannot be parsed.
W9435	[Message]	Assembler source module file generated by different version of <i>CC name</i> (<i>file name</i>).
	[Explanation]	The assembler source module file was compiled using a different compiler version. This file cannot be parsed.
W9440	[Message]	Illegal project file (<i>file name</i>).Check the file.
	[Explanation]	The project file is invalid. Check the file. This error occurs when the project file opened from the menu after startup is invalid.
W9450	[Message]	Number of lines reached limit (32767) in output.
	[Explanation]	The output result exceeds 32,767 lines.
	[Action by User]	Either change the function selection or output the largest path only.
W9451	[Message]	Number of characters in one line reached limit(5119) in output.
	[Explanation]	The output result includes a line that is longer than 5,119 characters. Either change the function selection or output in text format. Text-format output will be displayed with line breaks.
W9460	[Message]	Too many callee functions. The limit is 1024.
	[Explanation]	The number of callee functions specified exceeds the limit. No more than 1,024 functions may be specified. Even if you register all functions that are called, only the function with the largest stack size will be added to the stack size.
W9461	[Message]	Too many characters in specification for one function. The limit is 5119.
	[Explanation]	The size configuration information exceeds the maximum number of characters (5,119). Reduce the callee function specifications. Even if you register all functions that are called, only the function with the largest stack size will be added to the stack size. The 5,119-character limit includes parameter names and separators (" , ").

W9462	[Message]	Illegal value (<i>value</i>) for additional margin.
	[Explanation]	An invalid value was specified as the additional size. The added size must be a decimal number, or a hexadecimal number preceded by "0x" or "0X". The available values are as follows. [78K0] 0 - 65,535 [78K0R] 0 - 1,048,575 [V850] 0 - 2,147,483,647
W9463	[Message]	Illegal value ({value}) for recursion depth.
	[Explanation]	An invalid value was specified as the number of recursions. Specify a positive number in decimal format, or in hexadecimal format preceded by "0x" or "0X".
W9464	[Message]	Too big additional margin. The limit is <i>value</i> .
	[Explanation]	The value specified as the additional size exceeds the limit (<i>value</i>). Change the value. The available values are as follows. [78K0] 0 - 65,535 [78K0R] 0 - 1,048,575 [V850] 0 - 2,147,483,647
W9465	[Message]	Total stack size exceeds <i>value</i> in function (<i>function name</i>). Reduce recursion depth.
	[Explanation]	The amount of stack used by the function exceeds the limit.
	[Action by User]	Reduce the number of recursions.
W9466	[Message]	Total stack size exceeds <i>value</i> in function (<i>function name</i>). Reduce stack size in the maximum call chain.
	[Explanation]	The amount of stack used by the function exceeds the limit.
	[Action by User]	Reduce the stack size, starting with the function with the largest path.
W9651	[Message]	'xxx' invalid option, ignored
	[Explanation]	Invalid option xxx was specified.
W9652	[Message]	too long identifier 'xxx...' [<i>num</i>]
	[Explanation]	Identifier xxx is longer than %d characters.
W9653	[Message]	specified function 'xxx' not found
	[Explanation]	The specified function xxx was not found.
W9654	[Message]	section not found in 'xxx'
	[Explanation]	The section was not found in file xxx specified as -file=xxx.
W9655	[Message]	DefinitionType section not found in 'xxx'
	[Explanation]	The DefinitionType section was not found in file xxx specified as -d=xxx.
W9656	[Message]	Ignoreldent section not found in 'xxx'
	[Explanation]	The Ignoreldent section was not found in file xxx specified as -i=xxx.
W9657	[Message]	NoIncludeFile section not found in 'xxx'
	[Explanation]	The NotIncludeFile section was not found in file xxx specified as -ni=xxx.

W9751	[Message]	'xxx' invalid option, ignored
	[Explanation]	Invalid option xxx was specified.
W0023001	[Message]	No Tag 'xxx'.
W0023002	[Message]	Invalid data.
W0024001	[Message]	No Tag 'xxx'.
W0024002	[Message]	Invalid data.
W0130000	[Message]	Following updates are not displayed because the necessary license is not registered.
W0140018	[Message]	Installation succeeded. To complete the installation, please reboot your computer.
	[Explanation]	This appears when the entire installation was successful, and a restart is necessary.
W0140022	[Message]	The installation was interrupted before it finished.
	[Explanation]	This appears when the installation is aborted before completion.
W0140025	[Message]	The installation was aborted before finish. Please reboot your computer.
	[Explanation]	This appears when the installation was aborted, and the installation of the completed portion (before cancelling) requires a restart.
W0140029	[Message]	To uninstall all tools, remove "CubeSuite Utilities" from the Add/Remove Applications (Windows 2000), Add/Remove Programs (Windows XP), or Programs and Features (Windows Vista) dialog box.
	[Explanation]	This appears when installation has been completed for all CubeSuite-related tools shown in the integrated uninstaller. To uninstall all CubeSuite-related tools, manually remove "CubeSuite Utilities" using the Windows uninstallation functionality.
W0140031	[Message]	To complete the uninstallation, it is necessary to reboot your computer.
W0200001	[Message]	There are multiple files used for inquiry and update in your PC. The file should be unique. Please reinstall xxx.
	[Explanation]	This appears when there is more than one information files used to update and obtain information about the software. Perform the installation again.
	[Action by User]	Perform the installation again.
W0201003	[Message]	Could not Change the Writable.
	[Explanation]	This message appears when can't change the " reading exclusive use" attribute of the target file.
	[Action by User]	Specify the file by which the current user can edit the attribute.
W0202001	[Message]	Diverting the project failed. The file composition and the properties of the tool is not applied.
	[Explanation]	This appears in cases such as when creating a new project using the copy project feature, and the project to copy could not be parsed. The properties of the file-hierarchy or tools could not be applied.
	[Action by User]	Copy a file that can be parsed successfully.

W0202002	[Message]	Applying the properties of the tool failed. (Target tools: xxx)
	[Explanation]	This appears in cases such as when creating a new project using the copy project feature, and a failure occurs while applying the tool properties. The file hierarchy of the copied project file has been applied.
	[Action by User]	Copy a file that can be parsed successfully.
W0202003	[Message]	The project file can be restored. But if you save the project, some information may be lost.
	[Explanation]	Tried to read the project file by which the compatibility isn't perfection. Can return, but when saved overwrite, a part of information is lost.
	[Action by User]	Confirm whether it's identical with tool version made created project file. When it's necessary, update integrated development environment framework and a plug-in.
W0202004	[Message]	There is a plug-in that doesn't correspond to the version of the specified compiler package. See the [All Messages] tab in the Output panel.
	[Explanation]	Some or all plug-ins no longer function because the compiler version has changed.
	[Action by User]	Make sure that the versions of the plug-ins and compiler package are compatible.
W0202005	[Message]	Can not open the project with last saved status. See the [All Messages] tab in the Output panel.
	[Explanation]	This appears when loading a project, and the project could not be loaded with the last status saved.
W0205001	[Message]	Fewer than xxx or more than yyy characters cannot be specified.
	[Explanation]	This message appears in the Message dialog box if a string is specified for the area that is shorter than xxx characters, or longer than yyy characters, when xxx and yyy are the minimum and maximum lengths, respectively. The values of xxx and yyy are dependent on the input area.
	[Action by User]	Specify a value that is in bounds.
W0205002	[Message]	More than xxx characters cannot be specified.
	[Explanation]	This message appears when a line in the display source set in the Text Edit dialog box is longer than the maximum number of characters.
	[Action by User]	Shorten the line that is greater than the maximum length so that it is within the maximum number of characters.
W0205003	[Message]	More than xxx lines cannot be specified.
	[Explanation]	This message appears when the display source set in the Text Edit dialog box is longer than the maximum number of lines.
	[Action by User]	Make sure that the number of lines is no more than the maximum limit.
W0205004	[Message]	Specify xxx digits in hexadecimal.
	[Explanation]	This message appears when the string contains characters that cannot be used to represent a base-16 number, including when the number of digits is valid.
	[Action by User]	Specify a hexadecimal number with effective number of digits.
W0205006	[Message]	Specify a numerical value.
	[Explanation]	A number specifying an area includes non-numeric characters.
	[Action by User]	Specify numeric characters.

W0205007	[Message]	Specify in decimal.
	[Explanation]	A decimal number specifying an area includes characters that cannot be used to represent a decimal number.
	[Action by User]	Specify numeric characters as base-10.
W0205008	[Message]	Fewer than xxx or more than yyy values cannot be specified.
	[Explanation]	This message appears when an out-of-range value is entered into a number input area in the properties or the like.
	[Action by User]	Specify a value between xxx and yyy.
W0205009	[Message]	Only ASCII character sets can be entered.
	[Explanation]	Numeric or ASCII characters specifying an area include characters that are not numeric or ASCII.
	[Action by User]	Specify a string that is a valid number or a valid ASCII string.
W0205010	[Message]	Specify a character string.
	[Explanation]	The field is empty.
	[Action by User]	Specify a valid string.
W0205011	[Message]	Specify a path.
	[Explanation]	The field is empty.
	[Action by User]	Specify a valid path.
W0205012	[Message]	The specified path contains a non-existent folder.
	[Explanation]	The specified path includes a non-existent folder.
	[Action by User]	Specify a valid path.
W0205013	[Message]	The file name or path name is invalid. The characters (* ? " < >) cannot be used.
	[Explanation]	The string includes illegal characters.
	[Action by User]	Specify a valid path.
W0205014	[Message]	The format is invalid.
	[Explanation]	This message appears when a string with invalid format is entered into the properties or the like having a specific format.
	[Action by User]	Enter a string in accordance with the specified format.
W0205015	[Message]	Specify in hexadecimal.
	[Explanation]	A hexadecimal number specifying an area includes characters that cannot be used to represent a hexadecimal number.
	[Action by User]	Specify numeric characters as base-16.
W0205016	[Message]	Specify in decimal or hexadecimal.
	[Explanation]	A decimal/hexadecimal number specifying an area includes characters that cannot be used to represent a decimal/hexadecimal number.
	[Action by User]	Specify a valid string of numeric characters in base-10 or base-16.
W0205017	[Message]	Enter a value smaller than the end address for the start address.
	[Explanation]	This message appears when an area in which an address or symbol range is specified has a start address that is larger than the end address.
	[Action by User]	Specify an end address that is larger than the start address.

W0205018	[Message]	Enter a value in the range of xxx to yyy.
	[Explanation]	This message appears when an area in which an address or symbol range is specified has a value greater than the address space of the debugging tool.
	[Action by User]	Specify an address range that fits in the address space of the debugging tool.
W0205020	[Message]	The address cannot be omitted.
	[Explanation]	This message appears when an area for an address/symbol is left blank, and blank entries are not allowed.
	[Action by User]	Specify an address, symbol, or address expression.
W0205021	[Message]	The character string is too long. Specify a character string with xxx or fewer characters.
	[Explanation]	This message appears when a string was specified in a string area that was longer than the maximum length.
	[Action by User]	Specify a string of no more than the maximum number of characters.
W0205022	[Message]	The address expression is invalid. Specify a symbol or numerical value.
	[Explanation]	This message appears when a string that is invalid as an address expression is entered in an area for specifying an address expression.
	[Action by User]	Specify a string that is correct as an address expression.
W0205023	[Message]	The specified value is out of range.
	[Explanation]	This message appears when an out-of-bounds value is entered into a numeric input area in the properties or the like.
	[Action by User]	Enter a value within the correct range.
W0205024	[Message]	The file name is invalid. The characters (\ / : * ? " < >) cannot be used.
	[Explanation]	The string includes illegal characters.
	[Action by User]	Specify a valid file name.
W0208001	[Message]	Break could not be set. Specify a global variable.
	[Explanation]	Failed to set a breakpoint that is triggered when a global variable is read, written, or read/written.
	[Action by User]	Specify a global variable in the Editor panel or Watch panel.
W0208002	[Message]	Setting for recording to trace could not be done. Specify a global variable.
	[Explanation]	Failed to set a trace that logs when a global variable is read, written, or read/written.
	[Action by User]	Specify a global variable in the Editor panel or Watch panel.
W0209001	[Message]	Executing program ...
	[Explanation]	The action cannot be performed because the program is running.
	[Action by User]	Perform the action again after the program execution halts.
W0210001	[Message]	The connection to the debugger was completed, but the following problem may exist.
	[Explanation]	Displays a warning to check the connection of the target card.
	[Action by User]	Check the connection of the conversion adapter (EA). We recommend attaching the conversion adapter when a target is not connected.
W0210002	[Message]	Download was completed, but the following problem may exist.
	[Explanation]	A warning appears upon download.

W0210003	[Message]	Software break and hardware break are conflicted. Invalid instruction may be executed by restart.
	[Explanation]	This appears when software break and hardware break are conflicted.
	[Action by User]	The PC value may be invalid. Reset CPU, and execute it again.
W0212001	[Message]	Overlaps xxx.
	[Explanation]	et a size in the internal ROM size property that is different from other mapping areas. A value was set in the Mapping dialog box that overlaps with other mapping areas. xxx is a list of overlapping areas, separated by commas (,).
	[Action by User]	Set the value so that it does not overlap with other areas.
W0212002	[Message]	The specified I/O protection area does not fit within single target memory area.
	[Explanation]	The specified I/O protected area must fit inside a single configured target memory area. This message appears when the specified area protrudes from a single target memory area.
	[Action by User]	Specify an area range that will fit inside a single target memory area.
W0222001	[Message]	The list of microcontrollers has not been updated.
	[Explanation]	This appears when an exception was thrown from the update library (such as when there are no updates or a restart is required).
	[Action by User]	Follow the instructions in the message.
W0231001	[Message]	Specify the file to be downloaded.
	[Explanation]	This message appears when, from the Download Files dialog box, the user clicks [OK] with the added download item file path left empty.
	[Action by User]	Set the file path.
W0233001	[Message]	Could not move to the definition location of the function. Specify the function.
	[Explanation]	Failed to move to the function definition specified in the Editor panel.
	[Action by User]	Specify the function in the Editor panel.
W0235001	[Message]	The specified xxx does not exist.
	[Explanation]	This appears when the user called the Go To The Location dialog box from the SFR/IOR panel, and a non-existent SFR/IOR name was specified.
	[Action by User]	Specify an existing SFR/IOR.
W0240001	[Message]	Could not move to the definition location of the symbol. Specify the symbol.
	[Explanation]	Failed to move to the definition of the specified symbol from the Disassemble panel.
	[Action by User]	Specify the symbol in the Disassemble panel.
W0241001	[Message]	The trace number cannot be omitted.
	[Explanation]	This message appears when saving trace data in the Data Save dialog box, and the [Save] button is clicked while the trace-number field is left blank.
	[Action by User]	Enter a trace number in the field.
W0241002	[Message]	Enter a decimal value for the trace number.
	[Explanation]	This message appears when saving trace data in the Data Save dialog box, and the [Save] button is clicked while a value other than a decimal number is in the trace-number field.
	[Action by User]	Specify a decimal number in the trace-number field.

W0241003	[Message]	A trace number equal to or greater than the maximum trace number xxx has been specified.
	[Explanation]	This message appears when saving trace data in the Data Save dialog box, and the [Save] button is clicked while a value greater than the maximum trace number is in the trace-number field.
	[Action by User]	Specify a number no larger than the maximum trace number in the trace-number field.
W0242001	[Message]	The upper limit (128) of watch expressions that can be registered to the Watch panel has been exceeded.
	[Explanation]	The maximum number of watch expressions that can be registered in a single Watch panel is 128.
	[Action by User]	Remove unnecessary watch expressions or register it in a new Watch panel.
W0242002	[Message]	The upper limit (64) of categories that can be registered to the Watch panel has been exceeded.
	[Explanation]	The maximum number of categories that can be registered in a single Watch panel is 64.
	[Action by User]	Remove unnecessary categories or register it in a new Watch panel.
W0243001	[Message]	Cannot paste because the display format (notation system, bit width) is different.
	[Explanation]	This message appears when pasting a memory value or ASCII characters in the Memory panel, and the display formats of the string to paste and the Memory panel are different (number base and bit width), and the paste can therefore not be performed.
	[Action by User]	In the Memory panel, set the display format (number base and bit width) the same as the text to paste.
W0243002	[Message]	Characters that cannot be pasted in the [Memory Value Display] area are included.
	[Explanation]	Illegal characters have been typed or pasted into the Memory panel's [Memory Value Display] area.
	[Action by User]	Specify a string that can be treated as a memory value.
W0243003	[Message]	Only ASCII code can be pasted in the [Character Display] area.
	[Explanation]	On the Memory panel, in the [Character Display] area, text can only be pasted when the encoding is specified as ASCII.
	[Action by User]	Use the [Memory Value Display] area to paste text in other than ASCII encoding.
W0243004	[Message]	Cannot paste because the area contain write-protected area.
	[Explanation]	This message appears when a memory value or ASCII characters are pasted into the Memory panel, and the area being pasted into is read-only.
	[Action by User]	Change the length of text copied or the location copied to, in order to avoid pasting into a read-only area.
W0244001	[Message]	Too many initialization data. Only up to 16 initialization data can be specified.
	[Explanation]	This message appears when 17 or more initial values are entered in the Memory Initialize dialog box, then the [OK] button is clicked.
	[Action by User]	Set 16 or fewer initial values.
W0244002	[Message]	Each initialization data cannot exceed 4 bytes.
	[Explanation]	This message appears when an initial value is 5 bytes or larger in size.
	[Action by User]	Specify an initial value of no more than 4 bytes in size.

W0244003	[Message]	Enter the initialization data.
	[Explanation]	This message appears when the initial data textbox in the Memory Initialize dialog box is left empty, and the [OK] button is clicked.
	[Action by User]	Enter initial values in the input box.
W0244004	[Message]	Enter the initialization data in hexadecimal.
	[Explanation]	This message appears when non-hexadecimal values are entered in the initial data textbox in the Memory Initialize dialog box.
	[Action by User]	Enter initial values in the input box in hexadecimal format.
W0245001	[Message]	The search data cannot be omitted.
	[Explanation]	When a search data input box of the Memory Search dialog box was in the state of the blank, and a [OK] button was clicked, it's shown to an error service provider.
	[Action by User]	Input a character string to a search data input box.
W0245002	[Message]	The search data format is invalid. Specify with yyy of xxx.
	[Explanation]	This appears in an error services provider when the format specified in the Memory Search dialog box differs from the notation or size shown in the Memory panel.
	[Action by User]	Specify the data format displayed in the Memory panel in the search data.
W0245003	[Message]	Up to xxx bytes of data can be searched at one time.
	[Explanation]	This appears in an error services provider when the specified size of data in the Memory Search dialog box exceeds the number of specified bytes.
	[Action by User]	Specify data of the size less than the number of specified bytes.
W0245004	[Message]	An invalid character string has been entered. Enter a character string that can be encoded with xxx.
	[Explanation]	This appears when characters are specified for a text search the Memory Search dialog box that cannot be displayed in the current encoding format of the Memory panel.
	[Action by User]	Specify characters that can be encoded.
W0249001	[Message]	Clear out the category to be deleted.
	[Explanation]	This message appears when a non-empty category is selected in the SFR/IOR panel, and the [Delete (EditDelete)] command is selected.
	[Action by User]	Make the category empty. In the SFR/IOR panel, delete the categories below the category you wish to delete, after moving SFR/IOR below them.
W0261001	[Message]	The segment name is invalid. The characters (0-9 A-Z a-z _ . / \) can be used only.
	[Explanation]	This appears when a segment name is specified in the Link Directive File Generation dialog box using illegal characters.
	[Action by User]	Specify the segment name using valid characters.
W0261002	[Message]	A segment with the same name already exists.
	[Explanation]	This appears when an existing segment name is specified in the Link Directive File Generation dialog box.
	[Action by User]	Change the name of the segment to one that does not exist.

W0261003	[Message]	The section name is invalid. The characters (0-9 A-Z a-z _ . / \) can be used only.
	[Explanation]	This appears when a section name is specified in the Link Directive File Generation dialog box using illegal characters.
	[Action by User]	Specify the section name using valid characters.
W0261004	[Message]	A section with the same name already exists.
	[Explanation]	This appears when an existing section name is specified in the Link Directive File Generation dialog box.
	[Action by User]	Change the name of the section to one that does not exist.
W0261005	[Message]	The symbol name is invalid. The characters (0-9 A-Z a-z _ . / \) can be used only.
	[Explanation]	This appears when a symbol name is specified in the Link Directive File Generation dialog box using illegal characters.
	[Action by User]	Specify the symbol name using valid characters.
W0261006	[Message]	A symbol with the same name already exists.
	[Explanation]	This appears when an existing symbol name is specified in the Link Directive File Generation dialog box.
	[Action by User]	Change the name of the symbol to one that does not exist.
W0261007	[Message]	The section name is invalid. Specified name is a reserved section name for particular segment use only.
	[Explanation]	This appears when a reserved section with a fixed segment is specified within a different segment in the Link Directive File Generation dialog box.
	[Action by User]	Change the section to one that is not reserved.
W0261008	[Message]	The TP-symbol name is invalid. Specified TP-symbol name is no-exist.
	[Explanation]	This appears in the case of a base TP symbol, when the TP specified in the Link Directive File Generation dialog box does not exist.
	[Action by User]	Change to an existing TP symbol name.
W0300001	[Message]	The name is already used. Please use another name.
	[Action by User]	Change to a different name.
W0300002	[Message]	Only the user defined column can be deleted.
	[Action by User]	Deselect non user-defined columns.
W0300003	[Message]	The column of the same name exists. Please input another name.
	[Action by User]	Change the name.
W0300004	[Message]	Please input the column name.
W0300005	[Message]	Please select a column to delete.
W0300006	[Message]	The external peripheral of the same name exists. Please input another name.
	[Action by User]	Change the name of the external peripheral.
W0300007	[Message]	Please input the external peripheral name.
W0300008	[Message]	The input value does not correspond to the type of the column. Please input a correct value.
	[Action by User]	Change the value.
W0403000	[Message]	Code generation failed.

W0403001	[Message]	The following pin conflicts have been detected. You must change the setting in that module before you can use it for other purpose.
W0403002	[Message]	No suitable value could be selected in valid range, please reset the peripheral clock in System module.
W0403003	[Message]	Please select the trigger.
W0403004	[Message]	Information of valid input value range: 0x0000000000000000~0xffffffffffff. Input 10 byte Hex value.
W0403005	[Message]	Information of valid input value range: 16~238 The input value must be even.
W0403006	[Message]	Can not use uart for it needs two channels.
W0403007	[Message]	xxx is not selected now, and you should select the clock in System module before you want to use it.
W0403008	[Message]	Information of valid input value range: xxx~yyy
W0403009	[Message]	Source address range: xxx
W0403010	[Message]	Destination address range: xxx
W0403011	[Message]	The start-up file for the build object was changed to "xxx".
W0403012	[Message]	The link directive file for the build object was changed to "xxx".
W0403013	[Message]	The address will overflow as a result of counting direction and byte
W0403014	[Message]	The combination operation can't be selected, because its slave channel has been used for other purposes!
W0403015	[Message]	P52/SLTI/SLTO has been used by channel <i>n</i> .
W0403016	[Message]	Please firstly input valid xxx value.
W0403017	[Message]	Please input or select a valid SFR address.
W0403018	[Message]	When 20 MHz has been selected, the circuit cannot be changed to a 1 MHz internal high-speed oscillator.
W0403019	[Message]	The following interrupt conflicts have been detected. You must change the setting in that module before you can use it for other purpose.
W0403020	[Message]	No channel can be used, please modify analog input pins selection.
W0403021	[Message]	xxx was changed, the following macros should be updated:yyy.
W0403022	[Message]	Cannot reflect user option byte to Code generator(Design Tool). Please change the value of user option byte or set it at Code Generator(Design Tool).
W0403023	[Message]	Cannot reflect build option to Code generator(Design Tool). Please change the setting of build option or Code Generator(Design Tool).
W0403024	[Message]	The start-up file for the build object is changed to "xxx".
W0403025	[Message]	The link directive file for the build object is changed to "xxx".
W0403026	[Message]	Source address will overflow as a result of counting direction and byte.
W0403027	[Message]	Destination address will overflow as a result of counting direction and byte.
W0403028	[Message]	The address area has been changed, the address settings in DMA should be updated.
W0403029	[Message]	The INTT <i>Mmn</i> has been changed. The related setting of SAU should be updated.
W0403030	[Message]	The combination operation can't be selected, because its slave channel has been used for other purposes!

W0403031	[Message]	P52/SLTI/SLTO has been used by channel <i>n</i> .
W0403032	[Message]	Please firstly input valid xxx value!
W0403033	[Message]	When 20 MHz has been selected, the circuit cannot be changed to a 1 MHz internal high-speed oscillator.
W0403034	[Message]	No enough channels can be used in scan mode, please modify analog input pins selection.
W0403035	[Message]	The following interrupt conflicts have been detected. You must change the setting in that module before you can use it for other purpose.
W0403036	[Message]	The TM50 output has been changed. The related setting of UART6 and TMH0 should be updated.
W0403037	[Message]	The TMH1 output has been changed. The related setting of TM51 should be updated.
W0403038	[Message]	No channel can be used, please modify analog input pins selection.
W0403039	[Message]	INTRTCI is not selected now, and you must select this interrupt in RTC module.
W0403040	[Message]	The ADPC register value has been changed. The AD module setting should be updated.
W0403041	[Message]	xxx used pin has been changed. Port marco N-ch setting should be update.
W0511105	[Message]	" <i>path</i> " specified by the " <i>character string</i> " option is a file. Specify a folder.
W0511106	[Message]	The folder " <i>folder</i> " specified by the " <i>character string</i> " option is not found.
W0511123	[Message]	The " <i>character string2</i> " option is ignored when the " <i>character string1</i> " option is specified at the same time.
W0511146	[Message]	<i>symbol name</i> specified in the " <i>character string</i> " option is not allowed for a preprocessor macro. Recognized only as an assembler symbol.
W0511147	[Message]	The " <i>character string</i> " option is specified more than once. The latter is valid.
W0511149	[Message]	The " <i>character string2</i> " option is ignored when the " <i>character string1</i> " option and the " <i>character string2</i> " option are inconsistent.
W0511151	[Message]	The " <i>character string2</i> " option is ignored when the " <i>character string1</i> " option is not specified.
W0511153	[Message]	Optimization itemoptions were cleared when "-O <i>character string</i> " option is specified. Optimization itemoptions need to specify after "-O <i>character string</i> " option.
W0511156	[Message]	Device file is not found in the folder specified by the "-Xdev_path" option.
	[Explanation]	Device file is not found in the folder specified by the "-Xdev_path" option. Will search standard device file folder.
W0520001	[Message]	Last line of file ends without a newline.
	[Explanation]	Last line of file ends without a newline. Add a line break.
W0520009	[Message]	Nested comment is not allowed.
	[Explanation]	Nested comment is not allowed. Eliminate nesting.
W0520011	[Message]	Unrecognized preprocessing directive.
W0520012	[Message]	Parsing restarts here after previous syntax error.
W0520014	[Message]	Extra text after expected end of preprocessing directive.
W0520021	[Message]	Type qualifiers are meaningless in this declaration.
	[Explanation]	Type qualifiers are meaningless in this declaration. Ignored.

W0520026	[Message]	Too many characters in character constant.
	[Explanation]	Too many characters in character constant. Character constants cannot contain more than one character.
W0520027	[Message]	Character value is out of range.
W0520039	[Message]	Division by zero.
W0520042	[Message]	Operand types are incompatible (" <i>type1</i> " and " <i>type2</i> ").
W0520061	[Message]	Integer operation result is out of range.
W0520062	[Message]	Shift count is negative.
	[Explanation]	Shift count is negative. The behavior will be undefined in ANSI-C.
W0520063	[Message]	Shift count is too large.
W0520064	[Message]	Declaration does not declare anything.
W0520068	[Message]	Integer conversion resulted in a change of sign.
W0520069	[Message]	Integer conversion resulted in truncation.
W0520076	[Message]	Argument to macro is empty.
W0520077	[Message]	This declaration has no storage class or type specifier.
W0520082	[Message]	Storage class is not first.
	[Explanation]	Storage class is not first. Specify the declaration of the storage class first.
W0520099	[Message]	A declaration here must declare a parameter.
W0520108	[Message]	Signed bit field of length 1.
W0520111	[Message]	Statement is unreachable.
W0520117	[Message]	Non-void " <i>symbol</i> " should return a value.
W0520127	[Message]	Expected a statement.
W0520128	[Message]	Loop is not reachable from preceding code.
W0520138	[Message]	Taking the address of a register variable is not allowed.
W0520152	[Message]	Conversion of nonzero integer to pointer.
W0520161	[Message]	Unrecognized #pragma.
W0520165	[Message]	Too few arguments in function call.
W0520167	[Message]	Argument of type " <i>type1</i> " is incompatible with parameter of type " <i>type2</i> ".
W0520173	[Message]	Floating-point value does not fit in required integral type.
W0520174	[Message]	Expression has no effect.
	[Explanation]	Expression has no effect. It is invalid.
W0520175	[Message]	Subscript out of range.
W0520177	[Message]	Type " <i>symbol</i> " was declared but never referenced.
W0520179	[Message]	Right operand of "%" is zero.
W0520180	[Message]	Argument is incompatible with formal parameter.
W0520181	[Message]	Argument is incompatible with corresponding format string conversion.
W0520185	[Message]	Dynamic initialization in unreachable code.
W0520186	[Message]	Pointless comparison of unsigned integer with zero.
W0520187	[Message]	Use of "=" where "==" may have been intended.

W0520188	[Message]	Enumerated type mixed with another type.
W0520191	[Message]	Type qualifier is meaningless on cast type.
W0520192	[Message]	Unrecognized character escape sequence.
W0520224	[Message]	The format string requires additional arguments.
W0520225	[Message]	The format string ends before this argument.
W0520226	[Message]	Invalid format string conversion.
W0520229	[Message]	Bit field cannot contain all values of the enumerated type.
W0520231	[Message]	Declaration is not visible outside of function.
W0520236	[Message]	Controlling expression is constant.
W0520260	[Message]	Explicit type is missing ("int" assumed).
W0520301	[Message]	typedef name has already been declared (with same type).
W0520375	[Message]	Declaration requires a typedef name.
W0520494	[Message]	Declaring a void parameter list with a typedef is nonstandard.
W0520514	[Message]	Pointless comparison of unsigned integer with a negative constant.
W0520520	[Message]	Initialization with "{...}" expected for aggregate object.
W0520546	[Message]	Transfer of control bypasses initialization of: <i>type "symbol"</i> (declared at line <i>number</i>).
W0520549	[Message]	<i>Type "symbol"</i> is used before its value is set.
W0520550	[Message]	<i>Type "symbol"</i> was set but never used.
W0520614	[Message]	Invalid error number in diagnostic control option:.
W0520618	[Message]	struct or union declares no named members.
W0520815	[Message]	Type qualifier on return type is meaningless.
W0520902	[Message]	Type qualifier ignored.
W0521000	[Message]	A storage class may not be specified here.
W0521053	[Message]	Conversion from integer to smaller pointer.
W0521056	[Message]	Returning pointer to local variable.
W0521105	[Message]	#warning directive: <i>character string</i> .
	[Explanation]	There is a "#warning" directive in the source file.
W0521396	[Message]	White space between backslash and newline in line splice ignored.
W0521422	[Message]	Multicharacter character literal (potential portability problem).
W0521607	[Message]	#pragma text must precede the definition of function " <i>function</i> ".
	[Explanation]	#pragma text must precede the definition of function " <i>function</i> ". The specification will be ignored.
W0521611	[Message]	#pragma <i>character string</i> conflicts with previous #pragma for this function " <i>function</i> ".
W0521632	[Message]	Unrecognized symbol information " <i>character string</i> " is ignored.
W0521635	[Message]	" <i>variable</i> " has already been placed into " <i>section</i> " section in symbol file. The latter is ignored.
W0521636	[Message]	" <i>variable</i> " has already been placed into " <i>section</i> " section in symbol file. #pragma is ignored.
W0533003	[Message]	Shift count(<i>value</i>) is out of range.

W0533004	[Message]	Result of comparison is always <i>character string</i> .
W0533005	[Message]	Division by zero.
W0542101	[Message]	-Xswitch=table option is ignored, because the branch table for switch is overflow.
	[Explanation]	The branch table for switch is overflow. The -Xswitch=table option will be ignored if the difference between the maximum and minimum label values is greater than 8192.
W0550001	[Message]	Too many actual parameter.
	[Action by User]	Check the actual parameters.
W0550002	[Message]	Cannot use <i>option1</i> with <i>option2</i> , option2 ignored.
	[Action by User]	Check the option specification.
W0550003	[Message]	" <i>option</i> " option needs argument, ignored.
	[Action by User]	Check the option specification parameters.
W0550004	[Message]	Illegal " <i>option</i> " option's value, ignored.
	[Action by User]	Check the option specification values.
W0550005	[Message]	Illegal " <i>option</i> " option's symbol " <i>symbol</i> ", ignored.
	[Action by User]	Check the option specification symbols.
W0550006	[Message]	Illegal " <i>option</i> " option's argument, ignored.
	[Action by User]	Check the option specification parameters.
W0550007	[Message]	<i>option</i> , -C mismatch. ignore -C. output <i>core</i> common object.
	[Action by User]	Check the option specification.
W0550008	[Message]	<i>option</i> option is not supported for <i>core</i> core.
	[Explanation]	<i>option</i> option is not supported for <i>core</i> core. The option specification will be ignored.
	[Action by User]	Check the option specification.
W0550009	[Message]	Cannot find programmable peripheral I/O registers, ignored -Xprogrammable_io option.
	[Action by User]	Check the option specification.
W0550010	[Message]	Illegal displacement in <i>inst</i> instruction.
	[Explanation]	Illegal displacement in inst instruction. Only the effective lower-order digits will be recognized as being specified, and the assembly will continue.
	[Action by User]	Check the displacement value.
W0550011	[Message]	Illegal operand (range error in immediate).
	[Explanation]	Illegal operand (range error in immediate). Only the effective lower-order digits will be recognized as being specified, and the assembly will continue.
	[Action by User]	Check the immediate value.
W0550012	[Message]	Operand overflow.
	[Explanation]	Operand overflow. Only the effective lower-order digits will be recognized as being specified, and the assembly will continue.
	[Action by User]	Check the operand value.

W0550013	[Message]	<i>register</i> used as <i>kind</i> register.
	[Action by User]	Check the register specification.
W0550014	[Message]	Illegal list value, ignored.
	[Explanation]	Illegal list value, ignored. Only the effective lower-order digits will be recognized as being specified, and the assembly will continue.
	[Action by User]	Check the register list value.
W0550015	[Message]	Illegal register number, ignored.
	[Explanation]	Illegal register number, ignored. The invalid register will be ignored, and the assembly will continue.
	[Action by User]	Check the register list register.
W0550016	[Message]	Illegal operand (access width mismatch).
	[Action by User]	Check the operand's internal peripheral I/O register.
W0550017	[Message]	Base register is ep(r30) only.
	[Action by User]	Check the base register specification.
W0550018	[Message]	Illegal regID for inst.
	[Action by User]	Check the system register number.
W0550019	[Message]	Illegal operand (immediate must be multiple of 4).
	[Explanation]	Illegal operand (immediate must be multiple of 4). The number is rounded down, and assembly continues.
	[Action by User]	Check the operand value.
W0550020	[Message]	Duplicated cpu type, ignored \$PROCESSOR.
	[Explanation]	The -C option is given precedence, and the target-device specified by the \$PROCESSOR control instruction will be ignored.
	[Action by User]	Check the option specification.
W0550021	[Message]	<i>string</i> already specified, ignored.
	[Explanation]	<i>string</i> already specified, ignored. The previously specified number will be used. This specification will be ignored.
	[Action by User]	Check the number of registers.
W0550022	[Message]	Duplicated option <i>option</i> , ignored.
	[Explanation]	Duplicated option <i>option</i> , ignored. The previously specified option will be used. This specification will be ignored.
	[Action by User]	Check the option specification.
W0550023	[Message]	BPC value is out of range(0x0- <i>value</i>), ignored -Xprogrammable_io option.
	[Explanation]	BPC value is out of range(0x0- <i>value</i>), ignored -Xprogrammable_io option. The specified value will be ignored, and the initial value of the device will be used.
	[Action by User]	Check the option values.
W0550024	[Message]	Sorry, -option <i>option</i> not implemented, ignored.
	[Action by User]	Check the option specification.

W0550026	[Message]	Illegal register number, aligned odd register(rXX) to be even register(rYY).
	[Explanation]	Odd-numbered registers (r1, r3, ... r31) have been specified. The only general-purpose register that can be specified are even-numbered (r0, r2, r4, ... r30). Assembly will continue, assuming that even-numbered registers (r0, r2, r4, ... r30) have been specified.
	[Action by User]	Check the register specification.
W0550027	[Message]	Illegal <i>control</i> value, ignored.
	[Explanation]	The <i>control</i> control instruction differs from a previous specification. The previous specification will take precedence, and register modes specified by subsequent <i>control</i> control instructions will be ignored.
	[Action by User]	Check the <i>control</i> control instruction specification.
W0550028	[Message]	Duplicated reg_mode, ignored \$REG_MODE.
	[Explanation]	Duplicated reg_mode, ignored \$REG_MODE. The "-Xreg_mode" option takes precedence, and register modes specified via the \$REG_MODE control instruction will be ignored.
	[Action by User]	Check the option specification.
W0560111	[Message]	Multiple inclusion of same file attempted, ignored.
W0560116	[Message]	Input files do not clear what FPU.
W0560205	[Message]	Symbol " <i>symbol</i> " has incompatible type in file " <i>file</i> ".
W0560206	[Message]	Symbol " <i>symbol</i> " has different size in file " <i>file</i> ".
W0560207	[Message]	Symbol " <i>symbol</i> " has different align-size in file " <i>file</i> ".
W0560212	[Message]	Size zero sbss or bss attribute symbol " <i>symbol</i> ".
W0560214	[Message]	Undefined global symbol " <i>symbol</i> " specified with "\$EXT_FUNC".
W0560305	[Message]	Section " <i>section</i> " with section type(<i>section type</i>) not supported, ignored.
W0560308	[Message]	Input files have different register modes. use ?Xregmode_info option for more information.
W0560312	[Message]	" <i>stirng</i> " option overrides " <i>section</i> " section.
W0560313	[Message]	Illegal flash mask option access(file: " <i>file</i> " address: <i>num1</i> bit: <i>num2</i>).
W0560314	[Message]	Section " <i>section</i> " alignment must be 4 in internal instruction RAM.
W0560315	[Message]	Section " <i>section</i> " attribute is illegal in internal ROM/internal instruction RAM.
W0560316	[Message]	Input files have different register modes.
W0560401	[Message]	Relocation entry in section " <i>section</i> " has unknown relocation type(<i>number</i>), ignored this entry.
W0560402	[Message]	Can not find numberth symbol table entry for relocation of reference at offset(<i>offset</i>) in " <i>section</i> " section, this relocation is ignored.
W0560403	[Message]	Relocation entry in relocation section " <i>section1</i> " used to relocate section " <i>section2</i> " has illegal r_offset(<i>offset</i>), ignored.
W0560406	[Message]	Can not find GP-symbol in segment " <i>segment</i> " of illegal label reference for local symbol in file " <i>file2</i> " (section: <i>section2</i> , offset: <i>offset</i> , type: <i>relocation type</i>).local symbol is allocated in section " <i>section1</i> " (file: <i>file1</i>).

W0560408	[Message]	Can not find GP-symbol in segment " <i>segment</i> " of illegal label reference for symbol " <i>symbol</i> " in file " <i>file2</i> " (section: <i>section2</i> , offset: <i>offset</i> , type: <i>relocation type</i>). " <i>symbol</i> " is allocated in section " <i>section1</i> " (file: <i>file1</i>).
W0560410	[Message]	Can not find GP-symbol in section " <i>section</i> " of file " <i>file1</i> " or illegal label reference for symbol " <i>symbol</i> " in file " <i>file2</i> " (section: <i>section2</i> , offset: <i>offset</i> , type: <i>relocation type</i>). " <i>symbol</i> " is allocated in section " <i>section1</i> " (file: <i>file1</i>).
W0560412	[Message]	Relocated value(<i>value</i>) of relocation entry(file: <i>file</i> , section: <i>section</i> , offset: <i>offset</i> , type: <i>relocation type</i>) for branch command become odd value.
W0560413	[Message]	Relocated value(<i>value</i>) of relocation entry(file: <i>file</i> , section: <i>section</i> , offset: <i>offset</i> , type: <i>relocation type</i>) for load/store command become odd value.
W0560416	[Message]	Symbol " <i>symbol</i> " (output section <i>section1</i>) is too far from output section " <i>section2</i> ". (value: <i>value</i> , file: <i>file</i> input section: <i>section3</i> , offset: <i>offset</i> , type: <i>relocation type</i>)
W0560418	[Message]	Output section " <i>section1</i> " is too far from output section " <i>section2</i> ". (value: <i>value</i> , file: <i>file</i> input section: <i>section3</i> , offset: <i>offset</i> , type: <i>relocation type</i>)
W0560420	[Message]	Output section " <i>section1</i> " overflowed or illegal label reference for symbol " <i>symbol</i> " in file " <i>file</i> ". (value: <i>value</i> , input section: <i>section2</i> , offset: <i>offset</i> , type: <i>relocation type</i>). " <i>symbol</i> " is allocated in section " <i>section1</i> " (file: <i>file</i>)
W0560422	[Message]	Output section " <i>section1</i> " overflowed or illegal label reference for local symbol in file " <i>file2</i> ". (value: <i>value</i> , input section: <i>section2</i> , offset: <i>offset</i> , type: <i>relocation type</i>). local symbol is allocated in section " <i>section1</i> " (file: <i>file1</i>)
W0560501	[Message]	No library symbol table, ignored this library file.
W0560625	[Message]	Aligned odd value(<i>number1</i>) to be even value(<i>number2</i>).
W0560628	[Message]	Segment " <i>segment</i> " overflowed highest address of target machine.
W0560639	[Message]	" <i>stirng</i> " in segment directive is illegal when "-Xrelinkable_object" option specified, ignored.
W0560640	[Message]	"-Xrelinkable_object" option specified, ignored.
W0560642	[Message]	No LOAD segments exist for mapping input section " <i>section</i> " in file " <i>file</i> ". this section is mapped to non-LOAD *DUMMY* segment with no program header.
W0560643	[Message]	" <i>stirng</i> " is illegal in 1pass-mode, ignored, try in 2pass-mode ("-Xtwo_pass_link" option).
W0560644	[Message]	" <i>stirng</i> " is illegal when "-Xalign_fill" option specified, ignored value of " <i>stirng</i> "
W0560645	[Message]	stringsymbol multiply defined to segment " <i>segment</i> ", first defined symbol " <i>symbol</i> " used.
W0560647	[Message]	stringsymbol multiply defined, first defined symbol " <i>symbol</i> " used.
W0560651	[Message]	Segment " <i>segment</i> "(<i>number1-number2</i>) must be in string-relative-addressable range(<i>number3-number4</i>).
W0560653	[Message]	Segment " <i>segment</i> "(<i>number1-number2</i>) overflowed highest or lowest address of internal memory (<i>number3-number4</i>).
W0560654	[Message]	" <i>string</i> " specified in EP symbol directive, ignored.
W0560655	[Message]	Segment " <i>segment</i> " (<i>number1-number2</i>) overlaps guarded area (<i>number3-number4</i>)
W0560656	[Message]	Segment " <i>segment</i> " (<i>number1-number2</i>) overlaps programmable peripheral I/O area (<i>number3-number4</i>)
W0560659	[Message]	Must be specified in link directive is illegal when address of segment " <i>segment</i> " is not specified.
W0560702	[Message]	" <i>string1</i> " option is illegal when " <i>string2</i> " option is specified, ignored " <i>string1</i> " option.
W0560706	[Message]	" <i>stirng</i> " option aligned odd value(<i>value1</i>) to be even value(<i>value2</i>).

W0560709	[Message]	" <i>stiring1</i> " option is not supported for " <i>stiring2</i> " core.
W0560710	[Message]	Segment sort function is active, because new vector type exist in device file.
W0560711	[Message]	" <i>stiring</i> " option is not supported for this device.
W0561017	[Message]	Section " <i>section</i> " is already defined by -Xrompsec_data option and therefor this section is ignored.
W0561018	[Message]	Section " <i>section</i> " is already defined by -Xrompsec_text option and therefor this section is ignored.
W0562010	[Message]	-Xhex_syntab=global and -Xhex_syntab=all expect -Xhex_format=T.
W0562011	[Message]	-Xhex_syntab=global expect -Xhex_format=T.
W0562012	[Message]	-Xhex_syntab=all expect -Xhex_syntab=global and -Xhex_format=T.
W0562013	[Message]	" <i>string1</i> " option overrides " <i>string2</i> " option.
W0562015	[Message]	Section " <i>section</i> " overflowed lowest address of internal memory.
W0562016	[Message]	Section " <i>section</i> " overflowed highest address of internal memory.
W0562017	[Message]	Section " <i>section</i> " overflowed lowest address of program memory.
W0562018	[Message]	Section " <i>section</i> " is converted from its midst.
W0562019	[Message]	Section " <i>section</i> " is converted until its midst.
W0562020	[Message]	The address of convert area exceeds the maximum value of the address that can be expressed in the Intel expanded hex format.
	[Explanation]	<p>This message may be caused by one of the following.</p> <ol style="list-style-type: none"> (1) Forgot to perform ROMization You may have tried to convert a section allocated to ROM and an internal RAM section into hex simultaneously. Perform ROMization before performing hex conversion (see the "CubeSuite Coding" for details about ROMization). (2) The wrong section is being converted to hex Two section addresses being converted to hex simultaneously could be far apart. If you are using multiple ROM, perform hex conversion separately for each one. Also make sure that you are converting the right section to hex, and that the section alignment address is correct. (3) The section itself is too large Hex conversion will fail if the size of the area is too large to be expressed. Either break the section into expressible ranges, or use a different hex format. <p>[Caution]</p> <p>Although the maximum address value is stated as 20 bits, it is actually in the vicinity of 20 bits. The 20-bit Intel extended hex-format address expression that is the cause of this message is calculated from the extended address record in the higher-order address, and the unique data record offset from there. If the higher-order address of the extended address record fits within 20 bits, then the address will be output successfully in Intel extended hex format even if the addition of the subsequent data record offset causes the result to be more than 20 bits, and it will not cause an error.</p>

W0562021	[Message]	The address of convert area exceeds the maximum value of the address that can be expressed in the Motorola S type hex format (standard address).
	[Explanation]	<p>This message may be caused by one of the following.</p> <p>(1) Forgot to perform ROMization You may have tried to convert a section allocated to ROM and an internal RAM section into hex simultaneously. Perform ROMization before performing hex conversion (see the "CubeSuite Coding" for details about ROMization).</p> <p>(2) The wrong section is being converted to hex Two section addresses being converted to hex simultaneously could be far apart. If you are using multiple ROM, perform hex conversion separately for each one. Also make sure that you are converting the right section to hex, and that the section alignment address is correct.</p> <p>(3) The section itself is too large Hex conversion will fail if the size of the area is too large to be expressed. Either break the section into expressible ranges, or use a different hex format.</p>
W0562022	[Message]	The start address of convert area exceeds the maximum value of the address that can be expressed in the Intel expanded hex format.
	[Explanation]	<p>This message may be caused by one of the following.</p> <p>(1) The section address is too large The address allocated to the section may be larger than the expressible range. Specify the start address of the area for hex conversion with the -Xhex_offset option, and offset from that address.</p> <p>(2) The value specified via the -Xhex_offset option is invalid It is possible handle the address as an offset from the specified value by specifying the -Xhex_offset option. The offset from this value may be larger than the expressible range. Specify an appropriate value.</p>
W0562023	[Message]	The start address of convert area exceeds the maximum value of the address that can be expressed in the Motorola S type hex format (standard address).
	[Message]	<p>This message may be caused by one of the following.</p> <p>(1) The section address is too large The address allocated to the section may be larger than the expressible range. Specify the start address of the area for hex conversion with the -Xhex_offset option, and offset from that address.</p> <p>(2) The value specified via the -Xhex_offset option is invalid It is possible handle the address as an offset from the specified value by specifying the -Xhex_offset option. The offset from this value may be larger than the expressible range. Specify an appropriate value.</p>
W0562024	[Message]	Too small block length. Length => <i>length</i> .
W0562025	[Message]	Too large block length. Length => <i>length</i> .
W0562026	[Message]	Block length is set. Length => <i>length</i> .
W0562027	[Message]	Symbol block length exceed default value.
W0578306	[Message]	can not open file <i>file</i>
W0578307	[Message]	can not close file <i>file</i>
W0578308	[Message]	can not read file <i>file</i>
W0578309	[Message]	can not write file <i>file</i>
W0578310	[Message]	can not seek file <i>file</i>

W0578311	[Message]	can not find file <i>file</i>
W0578315	[Message]	can not find member <i>member</i>
	[Explanation]	Can not find member <i>member</i> in the library file.
W0578322	[Message]	this symbol offset not true
	[Explanation]	This symbol offset not true in the library file.
W0592009	[Message]	Failed to open an input file " <i>file</i> "
	[Explanation]	If there is a subsequent file specified in the list file, then the applications proceeds to convert that file.
W0592011	[Message]	Input file specified on the command line is ignored when the "-l" option is specified.
	[Explanation]	A list file and input file cannot be specified simultaneously. The application will perform the conversions in the list file specified by the "-l" option, and the input file will be ignored.
W0592012	[Message]	The "-c" option specified on the command line is ignored when it does not match the specification in list file (<i>file</i>).
	[Explanation]	The list file and command line have different "-c" option specifications for the input file " <i>file</i> " specified in the list file. The conversion specified by the list file will be performed.
W0592017	[Message]	Input file " <i>file</i> " is not found.
	[Explanation]	Cannot find input file ' <i>file</i> '. If there is a subsequent file specified in the list file, then the applications proceeds to convert that file.
W0592103	[Message]	Unrecognized pragma ' <i>string</i> '.
	[Explanation]	The pre-conversion C-language source file could not be converted, because it contains an illegal #pragma statement.
	[Action by User]	Edit the C-language source file and correct any syntax errors.
W0592104	[Message]	Cannot convert __interrupt/__multi_interrupt in macro definition.
	[Explanation]	Cannot convert __interrupt and __multi_interrupt described in the macro-definition.
	[Action by User]	The user modify convert __interrupt and __multi_interrupt.
W0592105	[Message]	_rcopy() found in C source.
	[Explanation]	Refer to the _rcopy function from a C source program.
	[Action by User]	Changed to a call from an assembler source, or declare the variable by adding the const qualifier.
W0594100	[Message]	Cannot find file(<i>file name</i>). Check that the specified file name is correct
	[Explanation]	The specified file was not found.
	[Action by User]	Specify the file name again.
W0594101	[Message]	Cannot open file to read(<i>file name</i>). Check that the file is readable.
	[Explanation]	The specified file is read-protected.
	[Action by User]	Select the file's attribute to make it readable.
W0594102	[Message]	Cannot open file to write(<i>file name</i>). Check that both the file and the folder are writable.
	[Explanation]	The specified file is write-protected.
	[Action by User]	Select the file and folder attributes to make it writeable.

W0594103	[Message]	File read error(<i>file name</i>).
	[Explanation]	An error occurred while loading the specified file.
	[Action by User]	Make sure that the file is readable.
W0594104	[Message]	File write error(<i>file name</i>).
	[Explanation]	An error occurred while writing the specified file.
	[Action by User]	Make sure that the file is writeable.
W0594105	[Message]	Too many characters in one line in file (<i>file name</i> :line <i>number</i>).
W0594106	[Message]	Too many lines in file(<i>file name</i>). The limit is <i>number</i> .
W0594107	[Message]	Too long file name(<i>file name</i>). The limit is 255.
W0594110	[Message]	Unknown function name (<i>function name</i>) in file(<i>file name</i> :line <i>number</i>). Only functions explicitly referred to in the project are allowed. Do you want to stop reading?
	[Explanation]	The stack-size specification file specifies a function name not used in the project. Only functions that are defined in or directly called from a C source file can be specified.
	[Action by User]	[Abort]: Cancel processing. [Retry]: Ignore the error and continue loading from the following line. [Ignore]: Ignore the error and continue loading from the following line. Subsequent warnings of this type will be shown in the message display area, but this dialog will not appear again.
W0594111	[Message]	Too long file name (<i>file name</i>) qualifying static function name in file(<i>file name</i> :line <i>number</i>). The limit is 255. Do you want to stop reading?
	[Explanation]	The name of a file in which a static-function is defined (added in front of the static function in the stack-size specification file) is too long. Use no more than 255 characters.
	[Action by User]	[Abort]: Cancel processing. [Retry]: Ignore the error and continue loading from the following line. [Ignore]: Ignore the error and continue loading from the following line. Subsequent warnings of this type will be shown in the message display area, but this dialog will not appear again.

W0594112	[Message]	Too long function name (<i>function name</i>) in file (<i>file name:line number</i>). The limit is 1022. Do you want to stop reading?
	[Explanation]	The stack-size specification file contains a function name that is too long. Use no more than 1,022 characters.
	[Action by User]	[Abort]: Cancel processing. [Retry]: Ignore the error and continue loading from the following line. [Ignore]: Ignore the error and continue loading from the following line. Subsequent warnings of this type will be shown in the message display area, but this dialog will not appear again.
W0594113	[Message]	Illegal value (<i>value</i>) after "ADD=" in file (<i>file name:line number</i>). Do you want to stop reading?
	[Explanation]	The stack-size specification file contains an invalid added size specification. The added size must be in the format of "ADD=" followed by a decimal number, or a hexadecimal number preceded by "0x" or "0X". The available values are as follows. 0 - 2,147,483,647
	[Action by User]	[Abort]: Cancel processing. [Retry]: Ignore the error and continue loading from the following line. [Ignore]: Ignore the error and continue loading from the following line. Subsequent warnings of this type will be shown in the message display area, but this dialog will not appear again.
W0594114	[Message]	Multiple "ADD="s for one function in file (<i>file name:line number</i>). Only one is allowed. Do you want to stop reading?
	[Explanation]	The stack-size specification file contains an invalid added size specification. An added size can only be specified for one function.
	[Action by User]	[Abort]: Cancel processing. [Retry]: Ignore the error and continue loading from the following line. [Ignore]: Ignore the error and continue loading from the following line. Subsequent warnings of this type will be shown in the message display area, but this dialog will not appear again.

W0594115	[Message]	Illegal value (<i>value</i>) after "RECTIME=" in file (<i>file name:line number</i>). Do you want to stop reading?
	[Explanation]	The stack-size specification file contains a specification of an invalid number of recursions. The number of recursions must be in the format of "RECTIME=" followed by a positive decimal number, or a positive hexadecimal number preceded by "0x" or "0X".
	[Action by User]	[Abort]: Cancel processing. [Retry]: Ignore the error and continue loading from the following line. [Ignore]: Ignore the error and continue loading from the following line. Subsequent warnings of this type will be shown in the message display area, but this dialog will not appear again.
W0594116	[Message]	Multiple "RECTIME="s for one function in file (<i>file name:line number</i>). Only one is allowed. Do you want to stop reading?
	[Explanation]	The stack-size specification file contains a specification of an invalid number of recursions. A recursion count can only be specified for one function.
	[Action by User]	[Abort]: Cancel processing. [Retry]: Ignore the error and continue loading from the following line. [Ignore]: Ignore the error and continue loading from the following line. Subsequent warnings of this type will be shown in the message display area, but this dialog will not appear again.
W0594117	[Message]	Illegal "RECTIME=" for non-recursive function in file (<i>file name:line number</i>). It shall be specified for recursive functions. Do you want to stop reading?
	[Explanation]	The stack-size specification file contains a specification of an invalid number of recursions. The "RECTIME=" recursion-count specification can only be used with recursive functions.
	[Action by User]	[Abort]: Cancel processing. [Retry]: Ignore the error and continue loading from the following line. [Ignore]: Ignore the error and continue loading from the following line. Subsequent warnings of this type will be shown in the message display area, but this dialog will not appear again.

W0594118	[Message]	Missing function name after "CALL=" in file (<i>file name:line number</i>). Do you want to stop reading?
	[Explanation]	The stack-size specification file contains an invalid callee function specification. Specify "CALL=" followed by the function name. Functions that are not used in the project cannot be specified.
	[Action by User]	[Abort]: Cancel processing. [Retry]: Ignore the error and continue loading from the following line. [Ignore]: Ignore the error and continue loading from the following line. Subsequent warnings of this type will be shown in the message display area, but this dialog will not appear again.
W0594119	[Message]	Multiple function names after "CALL=" in file (<i>file name:line number</i>). Place "CALL=" before each functions. Do you want to stop reading?
	[Explanation]	The stack-size specification file contains an invalid callee function specification. "CALL=" can only specify one function. If you wish to specify more than one function, use the "CALL=" specification for each one.
	[Action by User]	[Abort]: Cancel processing. [Retry]: Ignore the error and continue loading from the following line. [Ignore]: Ignore the error and continue loading from the following line. Subsequent warnings of this type will be shown in the message display area, but this dialog will not appear again.
W0594124	[Message]	Multiple specifications for one function in file (<i>file name:line number1, line number2</i>). Only one is allowed. Do you want to stop reading?
	[Explanation]	The stack-size specification file contains the same function on lines {line-number-1} and {line-number-2}. Delete one of them.
	[Action by User]	[Abort]: Cancel processing. [Retry]: Ignore the error and continue loading from the following line. [Ignore]: Ignore the error and continue loading from the following line. Subsequent warnings of this type will be shown in the message display area, but this dialog will not appear again.

W0594125	[Message]	Too many characters in one line in file (<i>file name:line number</i>). The limit is 5119. Do you want to stop reading?
	[Explanation]	The number of characters in line {line-number} of the stack-size specification file exceeds the maximum length (5,119). Reduce the callee function specifications. Even if you register all functions that are called, only the function with the largest stack size will be added to the stack size.
	[Action by User]	[Abort]: Cancel processing. [Retry]: Ignore the error and continue loading from the following line. [Ignore]: Ignore the error and continue loading from the following line. Subsequent warnings of this type will be shown in the message display area, but this dialog will not appear again.
W0594126	[Message]	Illegal format in file (<i>file name:line number</i>). Check the file. Do you want to stop reading?
	[Explanation]	The format of line <i>line-number</i> in the stack-size specification file is invalid. Check the file.
	[Action by User]	[Abort]: Cancel processing. [Retry]: Ignore the error and continue loading from the following line. [Ignore]: Ignore the error and continue loading from the following line. Subsequent warnings of this type will be shown in the message display area, but this dialog will not appear again.
W0594127	[Message]	Can not find stack size specification file for system library functions (<i>file name</i>). Default values (the same as <i>default file name</i>) are used.
	[Explanation]	No stack-size specification file was found for the standard library. The size information for skcx (same as <i>default-file-name</i>) will be used.
	[Action by User]	It may not have been installed correctly; try installing again.
W0594128	[Message]	Illegal format in stack size specification file for system library functions(<i>file name:line number</i>).
	[Explanation]	The format of the stack-size specification file for the standard library is invalid.
	[Action by User]	It may not have been installed correctly; try installing again.
W0594129	[Message]	Broken stk system file (<i>file name</i>). The file was ignored.
	[Explanation]	The stk system file is invalid.
	[Action by User]	A previous change to the stack size may not have been reflected. Check it, and configure it again if it is incorrect.

W0594130	[Message]	Cannot find CX generated assembly language source file. Select [Compile Options] tab in CubeSuite's property panel, and specify [Yes(-Xasm_path)] as [Output assembler source file] property in [Output File] category, then rebuild.
	[Explanation]	The intermediate assembler file was not found.
	[Action by User]	Perform the rebuild after doing the following: register a C source file in CubeSuite; then from the Build Tool Property panel, select the [Compile Options] tab; next, under the [Output File] category, set the [Output assembler source file] property to [Yes(-Xasm_path)].
W0594131	[Message]	Cannot find CX generated assembly language source file (<i>file name</i>). Check "Compiler Options" specified for the corresponding C source file and rebuild.
	[Explanation]	The intermediate assembler file was not found.
	[Action by User]	Perform the build after doing the following: from CubeSuite, in the Property panel for the corresponding C source, select the [Individual Compile Options] tab; then under the [Output File] category, set the [Output assembler source file] property to [Yes(-Fs)].
W0594132	[Message]	Illegal format in file(<i>file name</i> : <i>line number</i>). Check the file
	[Explanation]	The format of line <i>line-number</i> in the intermediate assembler file is invalid.
	[Action by User]	The intermediate assembler file generated by CX may be missing. Check the file and rebuild.
W0594133	[Message]	Cannot accept <i>CC name version</i> generated assembler source module file. Use <i>version</i> or later.
	[Explanation]	The correct stack size cannot be calculated if a call to a runtime library or standard library is included, because the compiler version is out of date.
	[Action by User]	It supports to CX. Rebuild it.
W0594134	[Message]	Assembler source module file for different device (<i>file name</i>).
	[Explanation]	File was generated for a different series' compiler. This file cannot be parsed.
W0594135	[Message]	Assembler source module file generated by different version of <i>CC name(file name)</i> .
	[Explanation]	The assembler source module file was compiled using a different compiler version. This file cannot be parsed.
W0594140	[Message]	Illegal project file (<i>file name</i>).Check the file.
	[Explanation]	The project file is invalid. Check the file. This error occurs when the project file opened from the menu after startup is invalid.
W0594150	[Message]	Number of lines reached limit (32767) in output.
	[Explanation]	The output result exceeds 32,767 lines.
	[Action by User]	Either change the function selection or output the largest path only.
W0594151	[Message]	Number of characters in one line reached limit(5119) in output.
	[Explanation]	The output result includes a line that is longer than 5,119 characters. Either change the function selection or output in text format. Text-format output will be displayed with line breaks.

W0594160	[Message]	Too many callee functions. The limit is 1024.
	[Explanation]	The number of callee functions specified exceeds the limit. No more than 1,024 functions may be specified. Even if you register all functions that are called, only the function with the largest stack size will be added to the stack size.
W0594161	[Message]	Too many characters in specification for one function. The limit is 5119.
	[Explanation]	The size configuration information exceeds the maximum number of characters (5,119). Reduce the callee function specifications. Even if you register all functions that are called, only the function with the largest stack size will be added to the stack size. The 5,119-character limit includes parameter names and separators (" , ").
W0594162	[Message]	Illegal value (<i>value</i>) for additional margin.
	[Explanation]	An invalid value was specified as the additional size. The added size must be a decimal number, or a hexadecimal number preceded by "0x" or "0X". The available values are as follows. 0 - 2,147,483,647
W0594163	[Message]	Illegal value ({ <i>value</i> }) for recursion depth.
	[Explanation]	An invalid value was specified as the number of recursions. Specify a positive number in decimal format, or in hexadecimal format preceded by "0x" or "0X".
W0594164	[Message]	Too big additional margin. The limit is <i>value</i> .
	[Explanation]	The value specified as the additional size exceeds the limit (<i>value</i>). Change the value. The available values are as follows. 0 - 2,147,483,647
W0594165	[Message]	Total stack size exceeds <i>value</i> in function (<i>function name</i>). Reduce recursion depth.
	[Explanation]	The amount of stack used by the function exceeds the limit.
	[Action by User]	Reduce the number of recursions.
W0594166	[Message]	Total stack size exceeds <i>value</i> in function (<i>function name</i>). Reduce stack size in the maximum call chain.
	[Explanation]	The amount of stack used by the function exceeds the limit.
	[Action by User]	Reduce the stack size, starting with the function with the largest path.
W0602102	[Message]	Check the connection of the conversion adapter.
W0603001	[Message]	Fewer than xxx or more than yyy characters cannot be specified.
	[Explanation]	This message appears in the Message dialog box if a string is specified for the area that is shorter than xxx characters, or longer than yyy characters, when xxx and yyy are the minimum and maximum lengths, respectively.
	[Action by User]	xxx is the minimum length of the character string, and yyy is the maximum length. The values of xxx and yyy are dependent on the input area.

W0603002	[Message]	More than xxx characters cannot be specified.
	[Explanation]	This message appears when a line in the display source set in the Edit Text dialog box is longer than the maximum number of characters.
	[Action by User]	Shorten the line that is greater than the maximum length so that it is within the maximum number of characters.
W0603003	[Message]	More than xxx lines cannot be specified.
	[Explanation]	This message appears when the display source set in the Text Edit dialog box is longer than the maximum number of lines.
	[Action by User]	Make sure that the number of lines is no more than the maximum limit.
W0603004	[Message]	Specify xxx digits in hexadecimal.
	[Explanation]	This message appears when a string containing characters that cannot be used to represent a base-16 number is entered in a base-16 number field, or when the number of digits is not valid.
	[Action by User]	Specify a hexadecimal number with <valid number of digits>.
W0603005	[Message]	This address expression is invalid. Check if the expression is correct or if the spelling of the symbols used in the expression is correct.
	[Explanation]	This message appears when the start address or end address in the Memory Initialize dialog box is an invalid address expression.
W0603006	[Message]	Specify a numerical value.
	[Explanation]	This message appears when a string containing characters that are invalid as numbers was entered in a numeric field.
	[Action by User]	Specify a string that represents a valid number.
W0603007	[Message]	Specify in decimal.
	[Explanation]	This message appears when a string containing characters that are invalid as a decimal number was entered in a decimal (base-10) numeric field.
	[Action by User]	Specify a string that represents a valid number in decimal notation.
W0603008	[Message]	Fewer than xxx or more than yyy values cannot be specified.
	[Explanation]	This message appears when an out-of-bounds value is entered into a numeric input area in the properties or the like.
	[Action by User]	Specify a value between xxx and yyy.
W0603009	[Message]	Only ASCII character sets can be entered.
	[Explanation]	This message appears when a string containing other than ASCII or numeric characters was entered in a field where only numbers or ASCII strings can be specified.
	[Action by User]	Specify a string that is a valid number or a valid ASCII string.
W0603010	[Message]	Specify a character string.
	[Explanation]	The field is empty.
	[Action by User]	Specify a valid string.
W0603011	[Message]	Specify a path.
	[Explanation]	The field is empty.
	[Action by User]	Specify a valid path.

W0603012	[Message]	The specified path contains a non-existent folder.
	[Action by User]	Specify a valid path.
W0603013	[Message]	The file name or path name is invalid. The characters (\ / : * ? " < >) cannot be used.
	[Explanation]	The string includes illegal characters.
	[Action by User]	Specify a valid filename or path.
W0603014	[Message]	The format is invalid.
	[Explanation]	This message appears when a string with invalid format is entered into the properties or the like having a specific string format.
	[Action by User]	Enter a string in accordance with the specified format.
W0603015	[Message]	Specify in hexadecimal.
	[Explanation]	This message appears when a string containing characters that are invalid as a hexadecimal number was entered in a hexadecimal (base-16) numeric field.
	[Action by User]	Specify a string that represents a valid number in hexadecimal notation.
W0603016	[Message]	Specify in decimal or hexadecimal.
	[Explanation]	This message appears when a string containing characters that are invalid as a decimal/hexadecimal number was entered in a decimal (base-10)/hexadecimal (base-16) numeric field.
	[Action by User]	Specify a string that represents a valid number in decimal/hexadecimal notation.
W0603017	[Message]	Enter a value smaller than the end address for the start address.
	[Explanation]	This message appears when an area in which an address or symbol range is specified has a start address that is larger than the end address.
	[Action by User]	Specify a start address that is less than or equal to than the end address.
W0603018	[Message]	Enter a value in the range of xxx to yyy.
	[Explanation]	This message appears when a value greater than the address space of the debugging tool is specified in an area for an address or symbol range.
	[Action by User]	Specify an address range that fits in the address space of the debugging tool.
W0603019	[Message]	The specified symbol does not exist.
	[Explanation]	This message appears when a nonexistent symbol is specified in an area for an address or symbol range.
	[Action by User]	Specify an existing symbol.
W0603020	[Message]	The address cannot be omitted.
	[Explanation]	This message appears when an area for an address/symbol is left blank, and blank entries are not allowed.
	[Action by User]	Specify an address, symbol, or address expression.
W0603021	[Message]	The character string is too long. Specify a character string with xxx or fewer characters.
	[Explanation]	This message appears when a string was specified in a string area that was longer than the maximum length.
	[Action by User]	Specify a string of no more than the maximum number of characters.

W0603022	[Message]	The address expression is invalid. Specify a symbol or numerical value.
	[Explanation]	This message appears when a string that is invalid as an address expression is entered in an address-expression area.
	[Action by User]	Specify a string that is correct as an address expression.
W0603030	[Message]	The load module which linked the flash library not found.
W0603031	[Message]	The stop during the moment can't be enabled because the software breakpoint was enabled. Please delete all software breakpoints. [V850-IECUBE][V850-MINICUBE]
W0603032	[Message]	Specify the address of the 1MB boundary unit as the starting address of coverage measurement area. [V850-IECUBE][V850-Simulator]
W0613000	[Message]	The memory can't be read because the stop during the moment isn't permitted.
W0613001	[Message]	The memory can't be written because the stop during the moment isn't permitted.
W0613002	[Message]	The register can't be read because the stop during the moment isn't permitted.
W0613003	[Message]	The register can't be written because the stop during the moment isn't permitted.
W0613004	[Message]	The Sfr can't be read because the stop during the moment isn't permitted.
W0613005	[Message]	The Sfr can't be written because the stop during the moment isn't permitted.
W0613006	[Message]	The breakpoint can't be set because the stop during the moment isn't permitted.
W0613007	[Message]	The breakpoint can't be deleted because the stop during the moment isn't permitted.
W0613008	[Message]	The software breakpoint can't be set because the stop during the moment isn't permitted. Please use the hardware breakpoint. [V850-IECUBE][V850-MINICUBE]
W0613009	[Message]	The software breakpoint can't be deleted because the stop during the moment isn't permitted. Please use the hardware breakpoint. [V850-IECUBE][V850-MINICUBE]
W0613010	[Message]	Two or more events cannot be set to one timer event. [V850-Simulator]
W0613011	[Message]	The software breakpoint can't be set because the access by stopping execution is permitted. Please disable the access by stopping execution. [V850-IECUBE][V850-MINICUBE]
W0613012	[Message]	Because the event of the same name already exists, the event can't be made.
W0810001	[Message]	A variable or a register with the input name doesn't exist.
W0805001	[Message]	Specify in decimal.
	[Explanation]	This message appears when a string containing characters that are invalid as a decimal number was entered in a decimal (base-10) numeric field.
	[Action by User]	Specify a string that represents a valid number in decimal notation.
W0805002	[Message]	Specify in decimal or hexadecimal.
	[Explanation]	This appears when an area specifying a decimal/hexadecimal number includes characters that cannot be used to represent a decimal/hexadecimal number.
	[Action by User]	Specify a string that represents a valid number in decimal/hexadecimal notation.

W0805003	[Message]	The character string is too long. Specify a character string with xxx or fewer characters.
	[Explanation]	This message appears when a string was specified in a string area that was longer than the maximum length.
	[Action by User]	Specify a string of no more than the maximum number of characters.
W0805004	[Message]	Please input a value that is smaller than the upper bound value to lower bound value.
	[Explanation]	This message appears when entering the lower limit of the display range of an analysis graph or the lower limit of its valid range, and the sizes of the upper and lower limits are reversed.
	[Action by User]	Enter a lower limit that is smaller than the upper limit. If you will also enter a larger upper limit, enter the value for the upper limit first.
W0805005	[Message]	Please input a value that is bigger than lower bound value to the upper bound value.
	[Explanation]	This message appears when entering the upper limit of the display range of an analysis graph or the upper limit of its valid range, and the sizes of the upper and lower limits are reversed.
	[Action by User]	Enter a upper limit that is larger than the lower limit. If you will also enter a smaller lower limit, enter the value for the lower limit first.
W0805008	[Message]	Fewer than xxx or more than yyy values cannot be specified.
	[Explanation]	This message appears when an out-of-bounds value is entered into a numeric input area in the properties or the like.
	[Action by User]	Specify a value between xxx and yyy.
W0805009	[Message]	The file name or path name is invalid. The characters (\ / : * ? " < >) cannot be used.
	[Explanation]	The string includes illegal characters.
	[Action by User]	Specify a valid path name.
W0820001	[Message]	Unknown destination.
	[Explanation]	This message appears when a destination is unknown when executing the [Jump to Source] menu command, etc.. It is not possible to jump from specified location, because a destination is unknown.
W1001007	[Message]	Caution: When 'Chip Erase' is disable, chip cannot be erased and programmed any more.
	[Explanation]	This warning message appears when the "CHIP erase protection" security flag is set, to warn the programmer that it will not be possible to clear a flag.
W1001008	[Message]	Caution: When 'Boot block cluster reprogramming' is disable, boot block cannot be erased and programmed any more.
	[Explanation]	This warning message appears when the "boot block area overwrite protection" security flag is set, to warn the programmer that it will not be possible to clear a flag.
W1001016	[Message]	Caution: The latest hex file exists. Hex file is forced to update.
W1200723	[Message]	The specified trace-buffer size has been reduced due to memory shortage.
W1203106	[Message]	Memory unready status was canceled.
W1204111	[Message]	Target is not turned on.
W1204116	[Message]	Data is not exist.

W1208197	[Message]	[78K0][78K0R] SFR of Read Protect attribute was specified.
	[Message]	[V850] I/O register of Read Protect attribute was specified.
W1208205	[Message]	[78K0][78K0R] No initialize data for SFR.
	[Message]	[V850] No initialize data for I/O register.
W1216403	[Message]	Access size is different from its mapped bus size.
W1216412	[Message]	Software break can not be set on this area.
W1220491	[Message]	Specified device file does not relocate internal RAM.
W1220494	[Message]	No tag data which it was going to refer to device file.
W1228688	[Message]	No source information exists.
W1228689	[Message]	Unknown result of step execution.
W1245086	[Message]	No debug information (not compiled in -g option).
W1245110	[Message]	Out of variable region.
W1245122	[Message]	Symbol module is not initialized.
W1245877	[Message]	Too long symbol name.
W1249175	[Message]	Symbol information is duplicated, please reset symbols.
W1249178	[Message]	BSS area is assigned to non-mapped area.
W1249180	[Message]	Programmable IOR address mismatch.
W1249181	[Message]	Selected load module different from kind(Chip) was loaded.
W1401201	[Message]	Undefined symbol (<i>symbol name</i>).
	[Action by User]	Resolve undefined symbols.
W1402000	[Message]	Cannot replace some file(s). For details, see file <i>file name</i> .
	[Action by User]	Auto allocation failed. See the "CubeSuite Build" and change it manually.
W1790000	[Message]	The timer overflow.
W1790001	[Message]	The timer function is not supported.

APPENDIX A WINDOW REFERENCE

This appendix describes the panel and dialog box to which the message is output.

A.1 Description

The following lists the panel and dialog box to which the message is output.

Table A-1. Panel/Dialog Box List

Panel/Dialog Box Name	Function
Output panel	The message that is output from each tool (build tool/debug tool/etc.) or the result of the whole search with the Search and Replace dialog box is displayed.
Message dialog box	Displays messages output by the various tools.

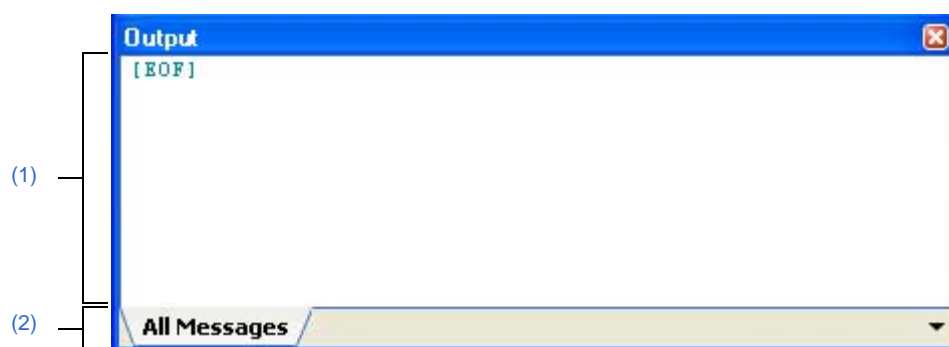
Output panel

The message that is output from each tool (build tool/debug tool/etc.) or the result of the Whole Search with the Search and Replace dialog box is displayed.

Messages are shown individually on the tab categorized by the output tool.

The [All Messages] tab consolidates and displays all output messages.

Figure A-1. Output Panel



The following items are explained here.

- [How to open]
- [Description of each area]
- [[File] menu (Output panel-dedicated items)]
- [[Edit] menu (Output panel-dedicated items)]
- [Context menu]

[How to open]

- From the [View] menu, select [Output].

[Description of each area]

(1) Message area

Displays messages and the search results output from each tool.

The [All Messages] tab consolidates and displays all output messages.

The message colors differ as follows depends on the type of the output message (The character color/background color is set in [General - Font and Color] category in Option dialog box).

Message Type	Example (Default)			Description
Normal message	AaBbCc	Character color	Black	Information on something.
		Background color	White	
Warning	AaBbCc	Character color	Blue	Warning for the operation.
		Background color	Normal color	
Error message	AaBbCc	Character color	Red	Fatal error or operation disabled because of an error in operation.
		Background color	Light gray	

This area has the following functions.

(a) Tag jump

When the output message is double-clicked, or the [Enter] key is pressed with the caret over the message, Editor panel appears and the destination line number of the file is displayed.

You can jump to the line of the source file that generated the error from the error message output when building.

(b) Display of help

Displays the help with regard to the displayed message or the message at the current caret by selecting [Help for Message] in the context menu or pressing [F1] key while the caret is in the line where the warning message or the error message is displayed.

(c) Save of log

The contents displayed on the currently selected tab can be saved in a text file (*.txt) by selecting [Save Output - *tab name* As...] from [File] menu and opens Save As dialog box (messages on the tab that is not selected will not be saved).

(2) Tab selection area

Select tabs that messages are output from.

Tabs that are displayed are as follows.

Tab Name	Description
Build tool	Displays the messages output by the build tool when a build, rebuild, or batch build is executed.
Rapid Build	Displays the messages output by the build tool when a rapid build is executed.
Debug tool	Displays the message output from the debug tool.
Code Generator	Displays the messages output by the code generator.
Program Analyzer	Displays the message output from the analyze tool.
Find References	Displays a list of locations of references to functions/variables output by the analyze tool.
Flash Programming Tool	Displays the message output from the flash programming tool.
Search and Replace	Displays the Whole Search result with the Search and Replace dialog box.
All Messages	Displays all the messages above by order of output.

Caution Tab is not automatically switched when a new message is output on the non-selected tab.

If this is the case, * is added to the tab informing a new message is output.

[[File] menu (Output panel-dedicated items)]

The following items are exclusive for [File] menu in Output Panel (other items are common to all the panels).

Output - Save <i>tab name</i>	Saves the contents on the currently selecting tab in the previously saved text file (*.txt) (see "(c) Save of log"). When this menu is selected for the first time after launching CubeSuite, the operation is equivalent to when selecting [Save <i>tab name</i> As...]. Note that this operation is invalid while building.
Save Output - <i>tab name</i> As...	Opens Save As dialog box to save the contents on the currently selecting tab in the designated text file (*.txt) (see "(c) Save of log"). Note that this operation is invalid while user program is executed.

[[Edit] menu (Output panel-dedicated items)]

The following items are exclusive to [Edit] menu in Output Panel (other items are all invalid).

Copy	Copies the selected characters to the clip board.
Select All	Selects all the messages displayed on the panel.
Find...	Opens Search and Replace dialog box with [Quick Search] tab target.
Replace...	Opens Search and Replace dialog box with [Whole Replace] tab target.

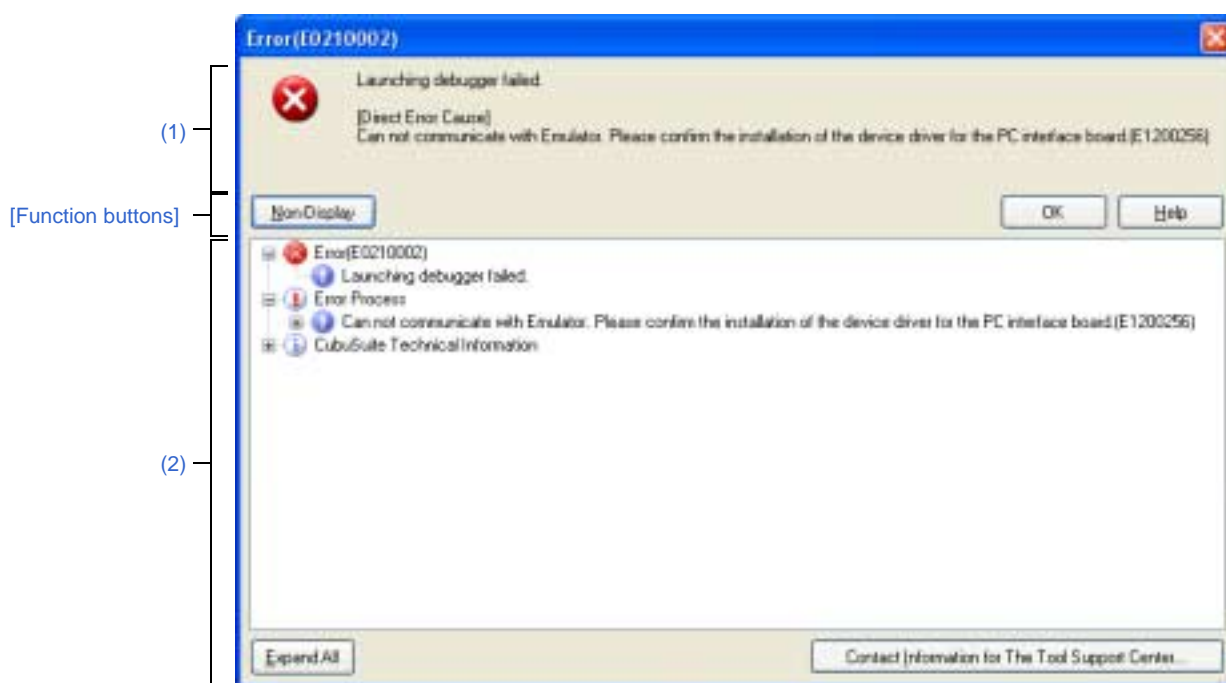
[Context menu]

Copy	Copies the selected characters to the clip board.
Select All	Selects all the messages displayed on the panel.
Clear	Deletes all the messages displayed on the panel.
Tag Jump	Jumps to the caret line in the editor indicated by the message (file, line, and column).
Help for Message	Displays the help with regard to the displayed message or the message at the current caret. Note that the help is only for warning/error messages.

Message dialog box

Displays messages output by the various tools.

Figure A-2. Message Dialog Box



The following items are explained here.

- [How to open]
- [Description of each area]
- [[Edit] menu (Message dialog box-dedicated items)]
- [Context menu]
- [Function buttons]





[How to open]

- The dialog appears automatically when a message is output.

[Description of each area]**(1) Message area**

Shows messages to inform in icons and message information (edit not allowed).

Note that the message is categorized by the following message types and an alphabet to indicate the message type is added to the head of the ID number.

Icon	Message Type		Description
	C	Internal error	Processing terminated (suspended) due to internal error.
	E	Fatal error	Processing terminated (suspended) due to fatal error.
	M	Information	Informational message. Check the message and continue the process.
	Q	Choice	This type of message is displayed when a choice is necessary in order to carry on with the next operation. It performs the selected action.
	W	Warning	Warning message. Check the message and continue the process.

(2) Detailed display area







This area displays the information only when there is detailed information in the output message. To display this area, click [Detail] button (the area is not displayed as default).

(a) Contents of display

The details of the output message is displayed in tree view categorized by items (edit not allowed).

Item	Description
Error	Output error message is shown.
Error Process	The function that the error occurred and the function (group) that treated the error are listed by each message statement that shows the error origination (if the messages that show the error origination are same, they are listed together).
CubeSuite Technical Information	Shows the name of the error method by each module name that the error occurred.

When displaying it, the following icon is added.

Icon	Description
	Error
	Error Process
	Technical information
	Character string that shows cause of error
	Module name that error occurs
	Method name that error occurs

(b) Buttons

Button	Function
Expand All	Expands all the node in the list.
Contact Information for The Tool Support Center...	Opens the "Contact Information for Tool Support Center" dialog box.

[[Edit] menu (Message dialog box-dedicated items)]

The following items are exclusive to [Edit] menu in Message Dialog (other items are all invalid).

Copy	Copies the selected characters in the message area to the clipboard.
Select All	Selects all the characters in the message area.

[Context menu]

[Message area]

Copy	Copies the selected characters in the message area to the clipboard.
Select All	Selects all the characters in the message area.
Help for Message	Displays the help with regard to the displayed message.

[Function buttons]

Buttons located to the dialog differ by the types of messages.

Please refer to [Action by User] of each message description for buttons other than the following.

Button	Function
Detail/Non-Display	Display/hide the detailed display area. Note that this button is available only when there is detailed information.
OK	Closes this dialog.
Help	Displays the help with regard to the displayed message.

APPENDIX B INDEX

C

component numbers ... 14

M

Message dialog box ... 278

message formats ... 11

message numbers ... 15

message types ... 13

messages ... 17

 abort errors ... 137

 choices ... 196

 fatal errors ... 21

 informations ... 189

 internal errors ... 18

 warnings ... 203

O

Output panel ... 275

T

tag jump ... 276

Revision Record

Rev.	Date	Description	
		Page	Summary
1.00	Oct 01, 2010	-	First Edition issued

CubeSuite Ver.1.40 User's Manual: Message

Publication Date: Rev.1.00 Oct 1, 2010

Published by: Renesas Electronics Corporation



SALES OFFICES

Renesas Electronics Corporation

<http://www.renesas.com>

Refer to "<http://www.renesas.com/>" for the latest and detailed information.

Renesas Electronics America Inc.

2880 Scott Boulevard Santa Clara, CA 95050-2554, U.S.A.
Tel: +1-408-588-6000, Fax: +1-408-588-6130

Renesas Electronics Canada Limited

1101 Nicholson Road, Newmarket, Ontario L3Y 9C3, Canada
Tel: +1-905-898-5441, Fax: +1-905-898-3220

Renesas Electronics Europe Limited

Dukes Meadow, Millboard Road, Bourne End, Buckinghamshire, SL8 5FH, U.K.
Tel: +44-1628-585-100, Fax: +44-1628-585-900

Renesas Electronics Europe GmbH

Arcadiastrasse 10, 40472 Düsseldorf, Germany
Tel: +49-211-65030, Fax: +49-211-6503-1327

Renesas Electronics (China) Co., Ltd.

7th Floor, Quantum Plaza, No.27 ZhiChunLu Haidian District, Beijing 100083, P.R.China
Tel: +86-10-8235-1155, Fax: +86-10-8235-7679

Renesas Electronics (Shanghai) Co., Ltd.

Unit 204, 205, AZIA Center, No.1233 Lujiazui Ring Rd., Pudong District, Shanghai 200120, China
Tel: +86-21-5877-1818, Fax: +86-21-6887-7858 / -7898

Renesas Electronics Hong Kong Limited

Unit 1601-1613, 16/F., Tower 2, Grand Century Place, 193 Prince Edward Road West, Mongkok, Kowloon, Hong Kong
Tel: +852-2866-9318, Fax: +852 2866-9022/9044

Renesas Electronics Taiwan Co., Ltd.

7F, No. 363 Fu Shing North Road Taipei, Taiwan
Tel: +886-2-8175-9600, Fax: +886 2-8175-9670

Renesas Electronics Singapore Pte. Ltd.

1 harbourFront Avenue, #06-10, Keppel Bay Tower, Singapore 098632
Tel: +65-6213-0200, Fax: +65-6278-8001

Renesas Electronics Malaysia Sdn.Bhd.

Unit 906, Block B, Menara Amcorp, Amcorp Trade Centre, No. 18, Jln Persiaran Barat, 46050 Petaling Jaya, Selangor Darul Ehsan, Malaysia
Tel: +60-3-7955-9390, Fax: +60-3-7955-9510

Renesas Electronics Korea Co., Ltd.

11F., Samik Lavied' or Bldg., 720-2 Yeoksam-Dong, Kangnam-Ku, Seoul 135-080, Korea
Tel: +82-2-558-3737, Fax: +82-2-558-5141

CubeSuite Ver.1.40



Renesas Electronics Corporation

R20UT0267EJ0100