

R0E000200ACB10

R20UT0165EJ0200


Rev.2.00

Mar 09, 2012

Isolator for the E20 Emulator

1. Preface

The R0E000200ACB10 is an isolator for the E20 emulator. This product is used for a debugging environment where there is a GND gap between the user system and emulator system.



Package Components

Before using this product, check if your R0E000200ACB10 contains all of these items.

Table 1.1 Package Components

Item	Qty.
R0E000200ACB10 (Isolator for the E20 emulator)	1
R0E000200ACB10 User's Manual (English) (This manual)	1
R0E000200ACB10 User's Manual (Japanese)	1

Note: Please handle this product as precision equipment for transportation.

Important

CAUTION

Caution on Isolation Voltage:



This product is intended to isolate a small and electrically safe GND gap between the user system and emulator system. In any case isolation voltage must be maintained within SELV limits i.e. less than 42.4VAC, or 60VDC.

The isolator must never be used as an element of a safety isolation system. The part could be expected to function correctly at higher voltage across the isolation barrier; but then the circuitry on both sides of the barrier must be regarded as operating at an unsafe voltage and further isolation/insulation systems must form a barrier between these circuits and any user-accessible circuitry according to safety standard requirements.

Caution to Be Taken for Disposal:



Penalties may be applicable for incorrect disposal of this waste, in accordance with your national legislation.

European Union regulatory notices:



The WEEE (Waste Electrical and Electronic Equipment) regulations put responsibilities on producers for the collection and recycling or disposal of electrical and electronic waste. Return of WEEE under these regulations is applicable in the European Union only. This equipment (including all accessories) is not intended for household use. After use the equipment cannot be disposed of as household waste, and the WEEE must be treated, recycled and disposed of in an environmentally sound manner. Renesas Electronics Europe GmbH can take back end of life equipment, register for this service at "<http://www.renesas.eu/weee>".

Cautions to Be Taken for Handling the Isolator:



- Take full care not to touch any parts or cause short circuits on this product.
- Protect this product from excessive physical shock.
- Do not modify this product. Modifying the product will void your warranty.

Cautions for Use Temperature:



The isolator is to be used in an environment with a maximum ambient temperature of 35°C. Care should be taken that this temperature is not exceeded.

 **CAUTION****Cautions to Be Taken for Connecting the Isolator:**

- Always switch OFF the power before connecting or disconnecting this product.
- This product has some switches. Make settings depending on debugging interface you use. Before changing settings power off this product and other connected devices.
- To connect this product to the user system align the #1 pin of the connector to the right position.
- To connect this product to the emulator align the #1 pin of the connector to the right position.

Cautions to Be Taken for Power Supply When Disconnecting:

- Turn off the power supply of the user system when you disconnect the user system from the emulator debugger. Otherwise you may fail to reconnect the emulator debugger to the user system.
- When an attempt to reconnect to the user system has failed, turn off the user system and then unplug and plug the USB cable of the emulator before trying again.

European Union regulatory notices

This product complies with the following EU Directives.

Environmental Compliance and Certifications:

- Restriction of the Use of Certain Hazardous Substances in Electrical and Electronic Equipment (RoHS) Directive 2002/95/EC
- Waste Electrical and Electronic Equipment (WEEE) Directive 2002/96/EC

2. Specifications

Table 2.1 Product Specifications

Item	Specification	Remark
Supported Emulator	E20 emulator	This isolator is not usable with the E1 emulator.
Power supply	Supplied from the user system (UVCC) Operating voltage: 3.0 V to 5.5 V	Supply from the user system (UVCC) needs to be 200 mA (max).
Acceptable GND gap voltage	less than 42.4VAC, or 60VDC	
Applicable MCU Series	RX600 Series RX700 Series* *The isolator is not usable in combination with the debug MCU board for the RX71M group.	Isolator's switch settings vary depending on the user interface. See 4.5 Switch Settings for Each MCU for switch setting.
Device for isolation	ACSL-6420-00TE (Avago Technologies US Inc.) IL260-3E (NVE Corporation) IL261-3E (NVE Corporation) NKE0503SC (Murata Power Solutions Inc.)	
LED indication	LED1: Illuminated when power is supplied from the user system and power source isolation is working normally LED2: Illuminated when power is supplied from the user system	This isolator is only usable when both LEDs are illuminated.

3. Notes on Usage

Note on Power-Supply Voltage:

When you use an emulator with this isolator connected, power-supply voltage of the MCU on your system should be between 3.0 V and 5.5 V. Power-supply voltage less than 3.0 V is not supported.

Note on Signal Delay:

When this isolator is connected, because of signal delay in the isolation circuit, speed of the communication interface may be limited. As an example, the JTAG frequency of the RX600 series needs to be 12.38 MHz or less.

4. Usage

4.1 Setting Switches (JP1-JP6)

To configure the circuit of this product depending on the communication method of the MCU you use, set switches JP1 through JP6. For details, see 4.5 Switch Settings for Each MCU.

4.2 Setup

Confirm both the user system and the emulator are switched OFF before installing this product. Do not connect the USB cable to the emulator.

To connect this product to the user system or the emulator, be sure to align the #1 pin of the connector to the right position.

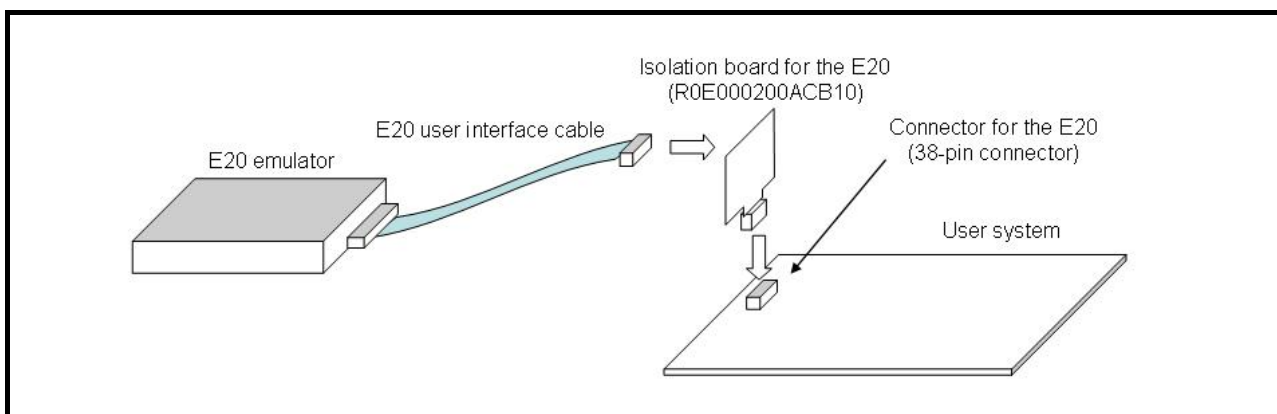


Figure 4.1 Mounting the R0E000200ACB10

4.3 Starting the Power Supply

Start the power supply following the procedure below.

(1) Turn ON the emulator.

Connect the host machine and the E20 emulator with the USB cable, then shift the power switch on the E20 emulator to ON.

(2) Turn ON the user system.

Turn ON the user system.

(3) Start the debugger.

Start the debugger from the host machine.

For the settings after the above, refer to the user's manual for the E20 emulator.

Unlike the isolator R0E00010ACB10 for the E1 emulator, this product does not require power supply from the emulator.

4.4 External Dimensions

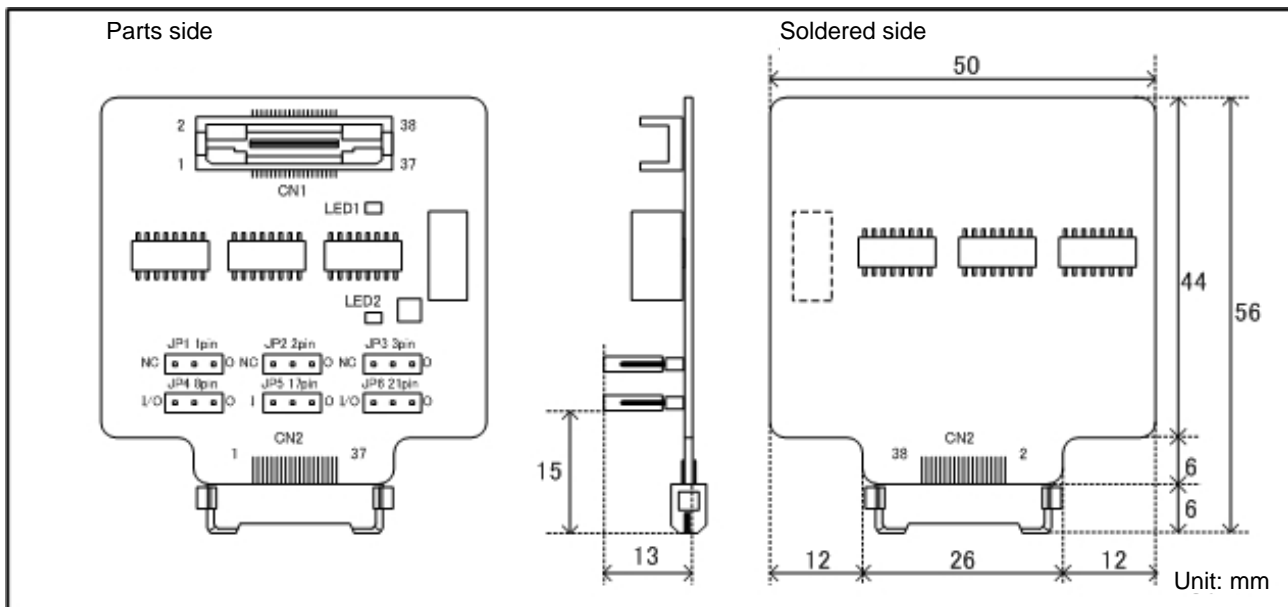


Figure 4.2 External Dimensions

4.5 Switch Settings for Each MCU

Table 4.1 Correspondence between the MCUs Supported by the E20 and the Isolator Switch Settings

MCU	User interface	Switch setting No. See Table 4.2
RX Family RX600 Series RX Family RX700 Series* *The isolator is not usable in combination with the debug MCU board for the RX71M group.	JTAG	Setting 1
	When using Flash Development Toolkit	Setting 2

Table 4.2 Isolator Switch Setting

Switch setting No.	Settings of JP1 to JP6
Setting 1	<p>Diagram for Setting 1: JP1 (NC), JP2 (NC), JP3 (NC), JP4 (I/O), JP5 (I), JP6 (I/O). In each switch, the middle terminal is shaded.</p>
Setting 2	<p>Diagram for Setting 2: JP1 (NC), JP2 (NC), JP3 (NC), JP4 (I/O), JP5 (I), JP6 (I/O). In each switch, the right terminal is shaded.</p>

* Do not use the isolator with settings other than the above.

5. Warranty

This product comes with a one-year warranty after purchase.

- (1) Should the product break down or be damaged while you're using it under normal condition based on its user's manual, it will be replaced free of cost.
- (2) However, if the following failure or damage occurs to the product under warranty, the product will be replaced at cost.
 - a) Failure or damage attributable to the misuse or abuse of the product or its use under other abnormal conditions.
 - b) Failure or damage attributable to improper handling of the product after purchase, such as dropping of the product when it is transported or moved.
 - c) Failure or damage to the product caused by other pieces of equipment connected to it.
 - d) Failure or damage attributable to fire, earthquakes, thunderbolts, floods, or other natural disasters or abnormal voltages, etc.
 - e) Failure or damage attributable to modifications, repairs, adjustments, or other acts made to the product by other than Renesas Electronics Corporation.
- (3) This product is accessories product. We cannot accept any request for repair.

Precautions

This product is only intended for use in a laboratory environment under ambient temperature and humidity conditions. A safe separation distance should be used between this and any sensitive equipment. Its use outside the laboratory, classroom, study area or similar such area invalidates conformity with the protection requirements of the Electromagnetic Compatibility Directive and could lead to prosecution.

The product generates, uses, and can radiate radio frequency energy and may cause harmful interference to radio communications. However, there is no guarantee that interference will not occur in a particular installation. If this equipment causes harmful interference to radio or television reception, which can be determined by turning the equipment off or on, you are encouraged to try to correct the interference by one or more of the following measures;

- ensure attached cables do not lie across the equipment
- reorient the receiving antenna
- increase the distance between the equipment and the receiver
- connect the equipment into an outlet on a circuit different from that which the receiver is connected
- power down the equipment when not in use
- consult the dealer or an experienced radio/TV technician for help

NOTE: It is recommended that wherever possible shielded interface cables are used.

The product is potentially susceptible to certain EMC phenomena. To mitigate against them it is recommended that the following measures be undertaken;

- The user is advised that mobile phones should not be used within 10m of the product when in use.
- The user is advised to take ESD precautions when handling the equipment.

This product does not represent an ideal reference design for an end product and does not fulfil the regulatory standards for an end product.

Notice

1. All information included in this document is current as of the date this document is issued. Such information, however, is subject to change without any prior notice. Before purchasing or using any Renesas Electronics products listed herein, please confirm the latest product information with a Renesas Electronics sales office. Also, please pay regular and careful attention to additional and different information to be disclosed by Renesas Electronics such as that disclosed through our website.
2. Renesas Electronics does not assume any liability for infringement of patents, copyrights, or other intellectual property rights of third parties by or arising from the use of Renesas Electronics products or technical information described in this document. No license, express, implied or otherwise, is granted hereby under any patents, copyrights or other intellectual property rights of Renesas Electronics or others.
3. You should not alter, modify, copy, or otherwise misappropriate any Renesas Electronics product, whether in whole or in part.
4. Descriptions of circuits, software and other related information in this document are provided only to illustrate the operation of semiconductor products and application examples. You are fully responsible for the incorporation of these circuits, software, and information in the design of your equipment. Renesas Electronics assumes no responsibility for any losses incurred by you or third parties arising from the use of these circuits, software, or information.
5. When exporting the products or technology described in this document, you should comply with the applicable export control laws and regulations and follow the procedures required by such laws and regulations. You should not use Renesas Electronics products or the technology described in this document for any purpose relating to military applications or use by the military, including but not limited to the development of weapons of mass destruction. Renesas Electronics products and technology may not be used for or incorporated into any products or systems whose manufacture, use, or sale is prohibited under any applicable domestic or foreign laws or regulations.
6. Renesas Electronics has used reasonable care in preparing the information included in this document, but Renesas Electronics does not warrant that such information is error free. Renesas Electronics assumes no liability whatsoever for any damages incurred by you resulting from errors in or omissions from the information included herein.
7. Renesas Electronics products are classified according to the following three quality grades: "Standard", "High Quality", and "Specific". The recommended applications for each Renesas Electronics product depends on the product's quality grade, as indicated below. You must check the quality grade of each Renesas Electronics product before using it in a particular application. You may not use any Renesas Electronics product for any application categorized as "Specific" without the prior written consent of Renesas Electronics. Further, you may not use any Renesas Electronics product for any application for which it is not intended without the prior written consent of Renesas Electronics. Renesas Electronics shall not be in any way liable for any damages or losses incurred by you or third parties arising from the use of any Renesas Electronics product for an application categorized as "Specific" or for which the product is not intended where you have failed to obtain the prior written consent of Renesas Electronics. The quality grade of each Renesas Electronics product is "Standard" unless otherwise expressly specified in a Renesas Electronics data sheets or data books, etc.
"Standard": Computers; office equipment; communications equipment; test and measurement equipment; audio and visual equipment; home electronic appliances; machine tools; personal electronic equipment; and industrial robots.
"High Quality": Transportation equipment (automobiles, trains, ships, etc.); traffic control systems; anti-disaster systems; anti-crime systems; safety equipment; and medical equipment not specifically designed for life support.
"Specific": Aircraft; aerospace equipment; submersible repeaters; nuclear reactor control systems; medical equipment or systems for life support (e.g. artificial life support devices or systems), surgical implantations, or healthcare intervention (e.g. excision, etc.), and any other applications or purposes that pose a direct threat to human life.
8. You should use the Renesas Electronics products described in this document within the range specified by Renesas Electronics, especially with respect to the maximum rating, operating supply voltage range, movement power voltage range, heat radiation characteristics, installation and other product characteristics. Renesas Electronics shall have no liability for malfunctions or damages arising out of the use of Renesas Electronics products beyond such specified ranges.
9. Although Renesas Electronics endeavors to improve the quality and reliability of its products, semiconductor products have specific characteristics such as the occurrence of failure at a certain rate and malfunctions under certain use conditions. Further, Renesas Electronics products are not subject to radiation resistance design. Please be sure to implement safety measures to guard them against the possibility of physical injury, and injury or damage caused by fire in the event of the failure of a Renesas Electronics product, such as safety design for hardware and software including but not limited to redundancy, fire control and malfunction prevention, appropriate treatment for aging degradation or any other appropriate measures. Because the evaluation of microcomputer software alone is very difficult, please evaluate the safety of the final products or system manufactured by you.
10. Please contact a Renesas Electronics sales office for details as to environmental matters such as the environmental compatibility of each Renesas Electronics product. Please use Renesas Electronics products in compliance with all applicable laws and regulations that regulate the inclusion or use of controlled substances, including without limitation, the EU RoHS Directive. Renesas Electronics assumes no liability for damages or losses occurring as a result of your noncompliance with applicable laws and regulations.
11. This document may not be reproduced or duplicated, in any form, in whole or in part, without prior written consent of Renesas Electronics.
12. Please contact a Renesas Electronics sales office if you have any questions regarding the information contained in this document or Renesas Electronics products, or if you have any other inquiries.

(Note 1) "Renesas Electronics" as used in this document means Renesas Electronics Corporation and also includes its majority-owned subsidiaries.

(Note 2) "Renesas Electronics product(s)" means any product developed or manufactured by or for Renesas Electronics.



SALES OFFICES

Renesas Electronics Corporation

<http://www.renesas.com>

Refer to "<http://www.renesas.com/>" for the latest and detailed information.

Renesas Electronics America Inc.

2880 Scott Boulevard Santa Clara, CA 95050-2554, U.S.A.
Tel: +1-408-588-6000, Fax: +1-408-588-6130

Renesas Electronics Canada Limited

1101 Nicholson Road, Newmarket, Ontario L3Y 9C3, Canada
Tel: +1-905-898-5441, Fax: +1-905-898-3220

Renesas Electronics Europe Limited

Dukes Meadow, Millboard Road, Bourne End, Buckinghamshire, SL8 5FH, U.K.
Tel: +44-1628-585-100, Fax: +44-1628-585-900

Renesas Electronics Europe GmbH

Arcadiastrasse 10, 40472 Düsseldorf, Germany
Tel: +49-211-65030, Fax: +49-211-6503-1327

Renesas Electronics (China) Co., Ltd.

7th Floor, Quantum Plaza, No.27 ZhiChunLu Haidian District, Beijing 100083, P.R.China
Tel: +86-10-8235-1155, Fax: +86-10-8235-7679

Renesas Electronics (Shanghai) Co., Ltd.

Unit 204, 205, AZIA Center, No.1233 Lujiazui Ring Rd., Pudong District, Shanghai 200120, China
Tel: +86-21-5877-1818, Fax: +86-21-6887-7858 / -7898

Renesas Electronics Hong Kong Limited

Unit 1601-1613, 16/F, Tower 2, Grand Century Place, 193 Prince Edward Road West, Mongkok, Kowloon, Hong Kong
Tel: +852-2886-9318, Fax: +852 2886-9022/9044

Renesas Electronics Taiwan Co., Ltd.

7F, No.363 Fu Shing North Road Taipei, Taiwan
Tel: +886-2-8175-9600, Fax: +886 2-8175-9670

Renesas Electronics Singapore Pte. Ltd.

1 harbourFront Avenue, #06-10, Keppel Bay Tower, Singapore 098632
Tel: +65-6213-0200, Fax: +65-6278-8001

Renesas Electronics Malaysia Sdn.Bhd.

Unit 906, Block B, Menara Amcorp, Amcorp Trade Centre, No. 18, Jln Persiaran Barat, 46050 Petaling Jaya, Selangor Darul Ehsan, Malaysia
Tel: +60-3-7955-9390, Fax: +60-3-7955-9510

Renesas Electronics Korea Co., Ltd.

11F, Samik Laved' or Bldg., 720-2 Yeoksam-Dong, Kangnam-Ku, Seoul 135-080, Korea
Tel: +82-2-558-3737, Fax: +82-2-558-5141



CAUTION

If the requirements shown in the "CAUTION" sentences are ignored, the equipment may cause personal injury or damage to the products.

Renesas Tools Website <http://www.renesas.com/tools>
All trademarks and registered trademarks are the property of their respective owners.