

Giant-Magneto-Resistance as Digital Isolation Technology

## Introduction

GMR isolators have the best EMC footprint of any isolation technology with low emissions, low EMI susceptibility and excellent magnetic immunity.

## Low Emissions

Unlike other isolation technologies, GMR isolators do not need RF carriers or high frequency clocks for stability. Furthermore, they do not include power transfer coils or transformers, which are natural ante

nas. Extensive experience in a variety of applications has demonstrated trouble-free compliance with EN55022-B, FCC Class B, CISPR 22, and similar regulations. [Figure 1](#) shows the virtually undetectable radiated emissions for a GMR Isolator (below the testing laboratory's noise floor), compared to the problematic emission levels of a transformer-based isolator ([Figure 2](#)) even with no other system components involved.

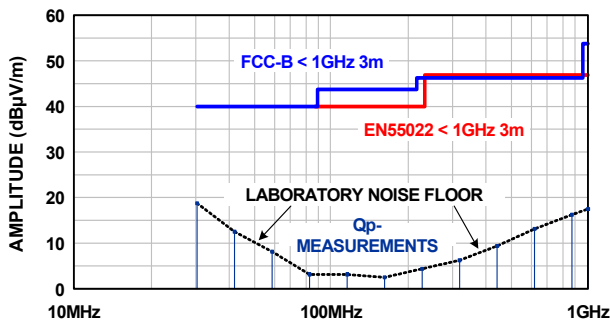


FIGURE 1. A GMR ISOLATOR HAS VIRTUALLY UNDETECTABLE RADIATED EMISSIONS (BLUE DOTS ARE THE TESTING LABORATORY'S NOISE FLOOR)

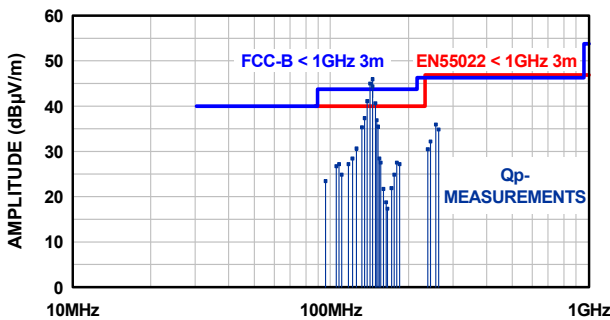


FIGURE 2. A TRANSFORMER-BASED ISOLATOR FAILING EN55022-B AND FCC B

## Low EMI Susceptibility

Because they have no pulse trains or carriers to interfere with, GMR Isolators also have low EMI susceptibility. Susceptibility limits for most industrial, commercial, telecom, residential and medical applications are governed by the European Electromagnetic Compliance specifications EN50081,

EN50082 and EN600001. GMR isolators are passing compliance tests in the following categories:

- EN50081-1
  - Residential, commercial and light industrial methods EN55022, EN55014
- EN50082-2
  - EN61000-4-2 (Industrial Environment Methods-ESD)
  - EN61000-4-3 (Electromagnetic Field Immunity)
  - EN61000-4-4 (Electrical Transient Immunity)
  - EN61000-4-6 (RFI Immunity)
  - EN61000-4-8 (Power Frequency Field)
  - EN61000-4-9 (Pulsed Magnetic Field)
  - EN61000-4-10 (Damped Oscillatory Magnetic Field)
- ENV50204
  - Radiated Field from Digital Telephones (Immunity Test)

## Magnetic Immunity

As shown in [Table 1](#), even at low frequency GMR Isolators provide three times the level of immunity to perturbations required by these standards in the worst-case field orientation. Oriented optimally (cross-axis), immunity jumps to at least several times the standard limits.

TABLE 1. GMR ISOLATOR MAGNETIC IMMUNITY SPECIFICATIONS VERSUS EN STANDARDS

STANDARD	STANDARD LIMIT (A/m)	MINIMUM GMR SPECIFICATION (A/m)	
		CROSS AXIS	ON-AXIS
EN50081-1, Methods EN55022, EN55014	100	2500	1000
EN50082-2, Methods EN61000-4-8 (Power Frequency Magnetic Field Immunity)	1000	2500	1000
EN50082-2, Methods EN61000-4-9 (Pulsed Magnetic Field)	1000	4500	1800
EN50082-2, Methods EN61000-4-10 (Damped Oscillatory Magnetic Field)	100	4500	1800

Fields in the ranges of the [Table 1](#) specifications are unusually high for most circuits, and allow for very high currents close to the part. GMR Isolators are proven in many years of operation in the most demanding applications, including medical devices, military, and aerospace electronics.

## Immunity Improves with Frequency

Figure 3 shows the immunity of GMR isolator compared to the frequency-dependent EN standards referenced in Table 1 compared to transformer coupled isolators:

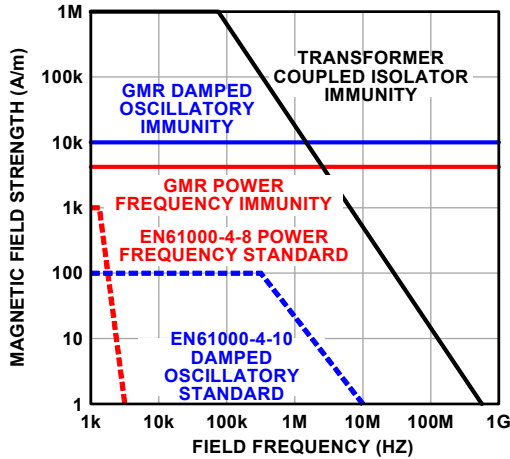


FIGURE 3. MAGNETIC IMMUNITY FREQUENCY DEPENDENCE

GMR shield effectiveness increases with frequency, and because there are no carriers or clocks to be disrupted by AC fields, GMR electromagnetic immunity improves with frequency. Conversely, transformer coupled isolators are inherently susceptible to high frequency energy, and their immunity decreases with frequency.

## Bridge Design Cancels External Field

GMR Isolators' EMC advantages can be traced to their revolutionary spintronic GMR technology. The input drives a low-field generator. The field changes the electron spin polarization, which changes the resistance of the Giant Magneto-Resistor (GMR) bridge elements. Unlike transformers or conventional coils, this does not rely on energy transfer, so EMI emissions are minimal. A Wheatstone bridge configuration cancels the ambient common-mode magnetic field, thus resulting in excellent immunity to external magnetic fields (see Figure 4.v)

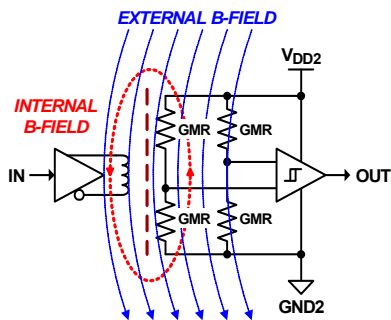


FIGURE 4. A BRIDGE CONFIGURATION CANCELS EXTERNAL FIELDS

## Shielding Enhances Immunity

The addition of a DC-restore circuit can reduce all three of the external AC coupling. An integrated high-permeability alloy EMI shield over the GMR bridge elements further enhances magnetic immunity (see Figure 5).

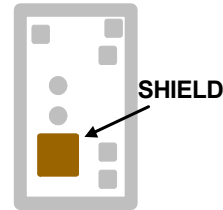


FIGURE 5. ISOLATOR DIE MAGNETIC SHIELD

## Orientation to Maximize Immunity

Magnetic immunity depends on the orientation of the package and die with respect to the field. As shown in Table 1, immunity to external magnetic fields is higher if the field direction is end-to-end (cross-axis) as shown in Figure 6 rather than to pin-to-pin.

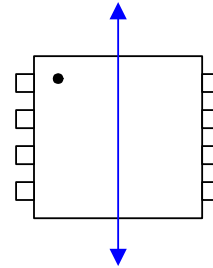


FIGURE 6. DIRECTION OF HIGHEST IMMUNITY (CROSS-AXIS)

## Conclusion

Because they do not use RF carriers or refresh pulse trains, GMR isolators inherently have extremely low EMI emissions. Their shielded Wheatstone bridge design provides high magnetic immunity, and unlike transformers, GMR Isolator magnetic immunity improves with frequency, making them ideal for digital circuit isolation. Finally, device orientation can increase immunity even more.

## Notice

1. Descriptions of circuits, software and other related information in this document are provided only to illustrate the operation of semiconductor products and application examples. You are fully responsible for the incorporation or any other use of the circuits, software, and information in the design of your product or system. Renesas Electronics disclaims any and all liability for any losses and damages incurred by you or third parties arising from the use of these circuits, software, or information.
2. Renesas Electronics hereby expressly disclaims any warranties against and liability for infringement or any other claims involving patents, copyrights, or other intellectual property rights of third parties, by or arising from the use of Renesas Electronics products or technical information described in this document, including but not limited to, the product data, drawings, charts, programs, algorithms, and application examples.
3. No license, express, implied or otherwise, is granted hereby under any patents, copyrights or other intellectual property rights of Renesas Electronics or others.
4. You shall not alter, modify, copy, or reverse engineer any Renesas Electronics product, whether in whole or in part. Renesas Electronics disclaims any and all liability for any losses or damages incurred by you or third parties arising from such alteration, modification, copying or reverse engineering.
5. Renesas Electronics products are classified according to the following two quality grades: "Standard" and "High Quality". The intended applications for each Renesas Electronics product depends on the product's quality grade, as indicated below.  
"Standard": Computers; office equipment; communications equipment; test and measurement equipment; audio and visual equipment; home electronic appliances; machine tools; personal electronic equipment; industrial robots; etc.  
"High Quality": Transportation equipment (automobiles, trains, ships, etc.); traffic control (traffic lights); large-scale communication equipment; key financial terminal systems; safety control equipment; etc.  
Unless expressly designated as a high reliability product or a product for harsh environments in a Renesas Electronics data sheet or other Renesas Electronics document, Renesas Electronics products are not intended or authorized for use in products or systems that may pose a direct threat to human life or bodily injury (artificial life support devices or systems; surgical implantations; etc.), or may cause serious property damage (space system; undersea repeaters; nuclear power control systems; aircraft control systems; key plant systems; military equipment; etc.). Renesas Electronics disclaims any and all liability for any damages or losses incurred by you or any third parties arising from the use of any Renesas Electronics product that is inconsistent with any Renesas Electronics data sheet, user's manual or other Renesas Electronics document.
6. When using Renesas Electronics products, refer to the latest product information (data sheets, user's manuals, application notes, "General Notes for Handling and Using Semiconductor Devices" in the reliability handbook, etc.), and ensure that usage conditions are within the ranges specified by Renesas Electronics with respect to maximum ratings, operating power supply voltage range, heat dissipation characteristics, installation, etc. Renesas Electronics disclaims any and all liability for any malfunctions, failure or accident arising out of the use of Renesas Electronics products outside of such specified ranges.
7. Although Renesas Electronics endeavors to improve the quality and reliability of Renesas Electronics products, semiconductor products have specific characteristics, such as the occurrence of failure at a certain rate and malfunctions under certain use conditions. Unless designated as a high reliability product or a product for harsh environments in a Renesas Electronics data sheet or other Renesas Electronics document, Renesas Electronics products are not subject to radiation resistance design. You are responsible for implementing safety measures to guard against the possibility of bodily injury, injury or damage caused by fire, and/or danger to the public in the event of a failure or malfunction of Renesas Electronics products, such as safety design for hardware and software, including but not limited to redundancy, fire control and malfunction prevention, appropriate treatment for aging degradation or any other appropriate measures. Because the evaluation of microcomputer software alone is very difficult and impractical, you are responsible for evaluating the safety of the final products or systems manufactured by you.
8. Please contact a Renesas Electronics sales office for details as to environmental matters such as the environmental compatibility of each Renesas Electronics product. You are responsible for carefully and sufficiently investigating applicable laws and regulations that regulate the inclusion or use of controlled substances, including without limitation, the EU RoHS Directive, and using Renesas Electronics products in compliance with all these applicable laws and regulations. Renesas Electronics disclaims any and all liability for damages or losses occurring as a result of your noncompliance with applicable laws and regulations.
9. Renesas Electronics products and technologies shall not be used for or incorporated into any products or systems whose manufacture, use, or sale is prohibited under any applicable domestic or foreign laws or regulations. You shall comply with any applicable export control laws and regulations promulgated and administered by the governments of any countries asserting jurisdiction over the parties or transactions.
10. It is the responsibility of the buyer or distributor of Renesas Electronics products, or any other party who distributes, disposes of, or otherwise sells or transfers the product to a third party, to notify such third party in advance of the contents and conditions set forth in this document.
11. This document shall not be reprinted, reproduced or duplicated in any form, in whole or in part, without prior written consent of Renesas Electronics.
12. Please contact a Renesas Electronics sales office if you have any questions regarding the information contained in this document or Renesas Electronics products.  
(Note 1) "Renesas Electronics" as used in this document means Renesas Electronics Corporation and also includes its directly or indirectly controlled subsidiaries.  
(Note 2) "Renesas Electronics product(s)" means any product developed or manufactured by or for Renesas Electronics.

(Rev.4.0-1 November 2017)



### SALES OFFICES

Renesas Electronics Corporation

<http://www.renesas.com>

Refer to "<http://www.renesas.com/>" for the latest and detailed information.

**Renesas Electronics America Inc.**  
1001 Murphy Ranch Road, Milpitas, CA 95035, U.S.A.  
Tel: +1-408-432-8888, Fax: +1-408-434-5351

**Renesas Electronics Canada Limited**  
9251 Yonge Street, Suite 8309 Richmond Hill, Ontario Canada L4C 9T3  
Tel: +1-905-237-2004

**Renesas Electronics Europe Limited**  
Dukes Meadow, Millboard Road, Bourne End, Buckinghamshire, SL8 5FH, U.K.  
Tel: +44-1628-651-700, Fax: +44-1628-651-804

**Renesas Electronics Europe GmbH**  
Arcadiastrasse 10, 40472 Düsseldorf, Germany  
Tel: +49-211-6503-0, Fax: +49-211-6503-1327

**Renesas Electronics (China) Co., Ltd.**  
Room 1709 Quantum Plaza, No.27 ZhichunLu, Haidian District, Beijing, 100191 P. R. China  
Tel: +86-10-8235-1155, Fax: +86-10-8235-7679

**Renesas Electronics (Shanghai) Co., Ltd.**  
Unit 301, Tower A, Central Towers, 555 Langao Road, Putuo District, Shanghai, 200333 P. R. China  
Tel: +86-21-2226-0888, Fax: +86-21-2226-0999

**Renesas Electronics Hong Kong Limited**  
Unit 1601-1611, 16/F., Tower 2, Grand Century Place, 193 Prince Edward Road West, Mongkok, Kowloon, Hong Kong  
Tel: +852-2265-6688, Fax: +852-2886-9022

**Renesas Electronics Taiwan Co., Ltd.**  
13F, No. 363, Fu Shing North Road, Taipei 10543, Taiwan  
Tel: +886-2-8175-9600, Fax: +886-2-8175-9670

**Renesas Electronics Singapore Pte. Ltd.**  
80 Bendemeer Road, Unit #06-02 Hyflux Innovation Centre, Singapore 339949  
Tel: +65-6213-0200, Fax: +65-6213-0300

**Renesas Electronics Malaysia Sdn.Bhd.**  
Unit 1207, Block B, Menara Amcorp, Amcorp Trade Centre, No. 18, Jln Persiaran Barat, 46050 Petaling Jaya, Selangor Darul Ehsan, Malaysia  
Tel: +60-3-7955-9390, Fax: +60-3-7955-9510

**Renesas Electronics India Pvt. Ltd.**  
No.777C, 100 Feet Road, HAL 2nd Stage, Indiranagar, Bangalore 560 038, India  
Tel: +91-80-67208700, Fax: +91-80-67208777

**Renesas Electronics Korea Co., Ltd.**  
17F, KAMCO Yangjae Tower, 262, Gangnam-daero, Gangnam-gu, Seoul, 06265 Korea  
Tel: +82-2-558-3737, Fax: +82-2-558-5338