

IS-1845ASRH, IS-1845ASEH

Single Event Radiation Hardened High Speed, Current Mode PWM

FN9001
Rev.7.00
Nov 1, 2019

The [IS-1845ASRH](#), [IS-1845ASEH](#) are designed to be used in switching power supplies operating in current-mode. The rising edge of the on-chip oscillator turns on the output. Turn-off is controlled by the current sense comparator and occurs when the sensed current reaches a peak controlled by the error amplifier.

Constructed with Renesas Rad Hard Silicon Gate (RSG) dielectrically isolated BiCMOS process, these devices are immune to single event latch-up and have been specifically designed to provide a high level of immunity to single event transients. All specified parameters are ensured and tested for 300krad(Si) total dose performance at a high dose rate and 50krad(Si) total dose at a low dose rate.

Detailed Electrical Specifications for these devices are contained in the SMD [5962-01509](#).

Related Literature

For a full list of related documents, visit our website:

- [IS-1845ASRH](#), [IS-1845ASEH](#) device pages

Features

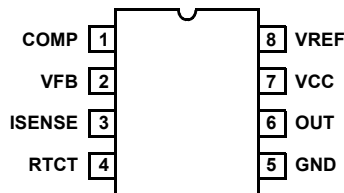
- Electrically Screened to DSCC SMD # [5962-01509](#)
- QML Qualified per MIL-PRF-38535 Requirements
- Radiation Environment
 - High Dose Rate 300krad(Si) (Max)
 - Low Dose Rate 50krad(Si) (Max)
 - SEL Immune Dielectrically Isolated
 - SEU Immune 35MeV/mg/cm²
 - SEU Cross-Section at 89MeV/mg/cm² 5x10⁻⁶cm²
- Low Start-up Current 100µA (Typ)
- Fast Propagation Delay 80ns (Typ)
- Supply Voltage Range 12V to 20V
- High Output Drive 1A (Peak, Typ)
- Undervoltage Lockout 8.8V Start (Typ), 8.2V Stop (Typ)

Applications

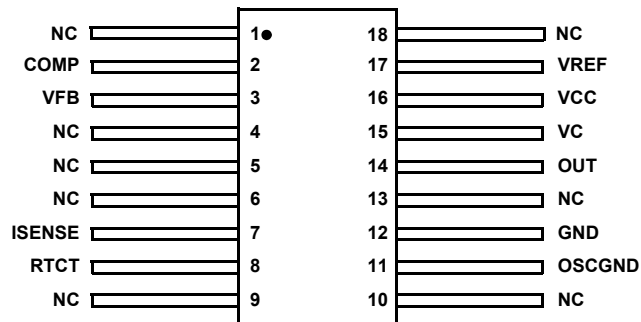
- Current-Mode Switching Power Supplies
- Control of High Current FET Drivers
- Motor Speed and Direction Control

Pin Configurations

IS7-1845ASRH, IS7-1845ASEH
(8 LD CDIP2-T8 SBDIP)
TOP VIEW



IS9-1845ASRH, IS9-1845ASEH
(18 LD FLATPACK)
TOP VIEW



NOTES:

1. Grounding the COMP pin does not inhibit the output. The output may be inhibited by applying >1.2V to the ISENSE pin.
2. This part should be operated with C_t = 3.3nF and R_t = 10k timing components only.

Ordering Information

SMD ORDERING NUMBER (Note 3)	PART NUMBER (Note 4)	TEMP. RANGE (°C)	PACKAGE	PKG. DWG. #
5962F0150901V9A	IS0-1845ASRH-Q	+25	Die	N/A
5962F0150902V9A	IS0-1845ASEH-Q	+25	Die	N/A
N/A	IS0-1845ASRH/SAMPLE (Note 5)	+25	Die	N/A
5962F0150901VPC	IS7-1845ASRH-Q	-50 to +125	8 Ld SBDIP	D8.3
5962F0150902VPC	IS7-1845ASEH-Q	-50 to +125	8 Ld SBDIP	D8.3
5962F0150901QPC	IS7-1845ASRH-8	-50 to +125	8 Ld SBDIP	D8.3
5962F0150901VXC	IS9-1845ASRH-Q	-50 to +125	18 Ld Flatpack	K18.B
5962F0150902VXC	IS9-1845ASEH-Q	-50 to +125	18 Ld Flatpack	K18.B
5962F0150901QXC	IS9-1845ASRH-8	-50 to +125	18 Ld Flatpack	K18.B
N/A	IS7-1845ASRH/PROTO (Note 5)	-50 to +125	8 Ld SBDIP	D8.3
N/A	IS9-1845ASRH/PROTO (Note 5)	-50 to +125	18 Ld Flatpack	K18.3

NOTES:

- Specifications for Rad Hard QML devices are controlled by the Defense Logistics Agency Land and Maritime (DLA). The SMD numbers listed must be used when ordering.
- These Pb-free Hermetic packaged products employ 100% Au plate - e4 termination finish, which is RoHS compliant and compatible with both SnPb and Pb-free soldering operations.
- The /PROTO and /SAMPLE are not rated or certified for Total Ionizing Dose (TID) or Single Event Effect (SEE) immunity. These parts are intended for engineering evaluation purposes only. The /PROTO parts meet the electrical limits and conditions across temperature specified in the DLA SMD and are in the same form and fit as the qualified device. The /SAMPLE parts are capable of meeting the electrical limits and conditions specified in the DLA SMD at +25 °C only. The /SAMPLE parts do not receive 100% screening across temperature to the DLA SMD electrical limits. These part types do not come with a Certificate of Conformance because they are not DLA qualified devices.

Typical Performance Curves

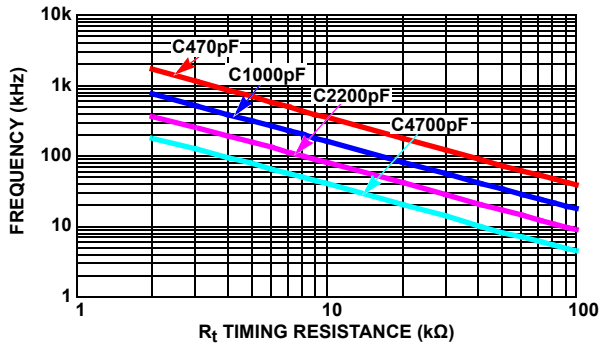


FIGURE 1. OSCILLATOR FREQUENCY vs R_t and C_t

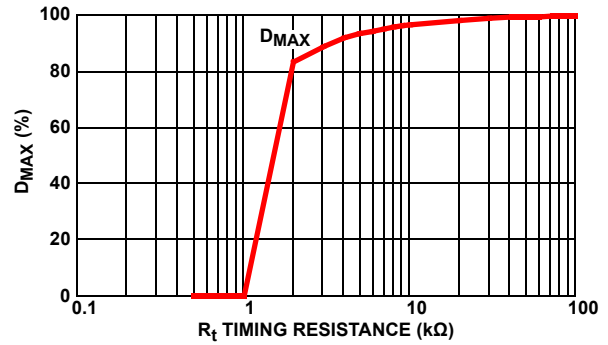


FIGURE 2. MAXIMUM DUTY CYCLE vs R_t

Die Characteristics

DIE DIMENSIONS

3090µm x 4080µm (121.6 mils x 159.0 mils)
 Thickness: 483µm ± 25.4µm (19 mils ± 1 mil)

INTERFACE MATERIALS

Glassivation

Type: Phosphorus Silicon Glass (PSG)
 Thickness: 8.0kÅ ± 1.0kÅ

Top Metallization

Type: AlSiCu
 Thickness: 16.0kÅ ± 2kÅ

Substrate

Radiation Hardened Silicon Gate,
 Dielectric Isolation

Backside Finish

Silicon

ASSEMBLY RELATED INFORMATION

Substrate Potential

Unbiased (DI)

ADDITIONAL INFORMATION

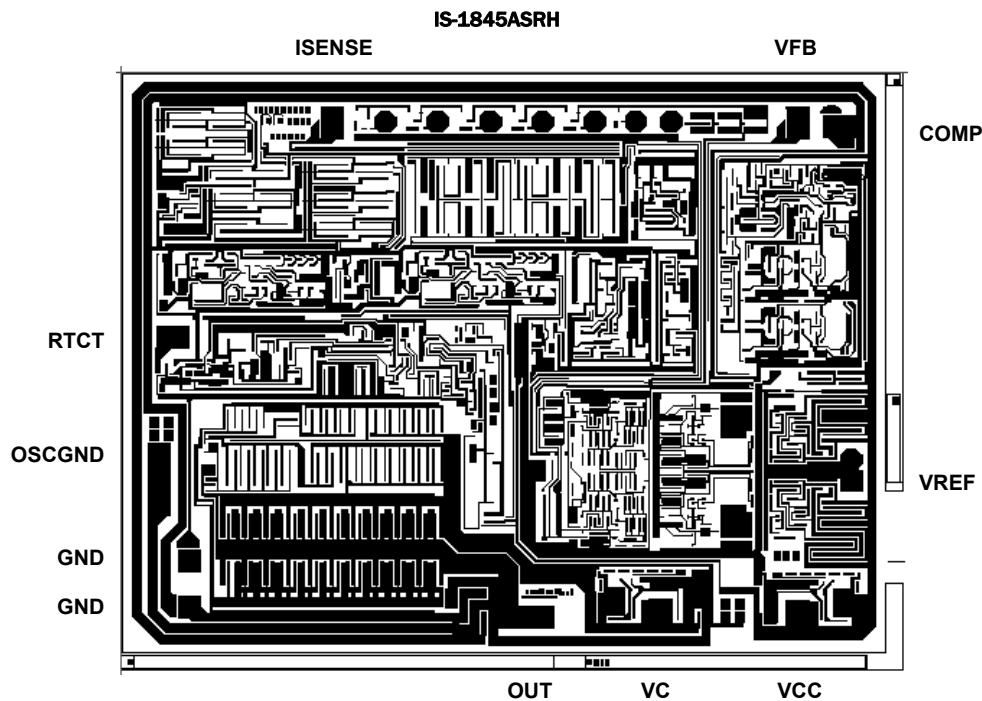
Worst Case Current Density

$<2.0 \times 10^5 \text{ A/cm}^2$

Transistor Count

582

Metallization Mask Layout



NOTES:

6. Both the GND pads must be bonded to ground.
7. The OUT double-sized bond pad must be double bonded for current sharing purposes.
8. The OSCGND double-sized bond pad must be double bonded to ground for current sharing purposes.

Revision History

The revision history provided is for informational purposes only and is believed to be accurate, but not warranted. Please visit our website to make sure you have the latest revision.

DATE	REVISION	CHANGE
Nov 1, 2019	FN9001.7	Added Related Literature Updated Links throughout. Updated Ordering information by updating temperature for die parts and adding applicable notes. Added Revision History. Updated Disclaimer.

Notice

1. Descriptions of circuits, software and other related information in this document are provided only to illustrate the operation of semiconductor products and application examples. You are fully responsible for the incorporation or any other use of the circuits, software, and information in the design of your product or system. Renesas Electronics disclaims any and all liability for any losses and damages incurred by you or third parties arising from the use of these circuits, software, or information.
2. Renesas Electronics hereby expressly disclaims any warranties against and liability for infringement or any other claims involving patents, copyrights, or other intellectual property rights of third parties, by or arising from the use of Renesas Electronics products or technical information described in this document, including but not limited to, the product data, drawings, charts, programs, algorithms, and application examples.
3. No license, express, implied or otherwise, is granted hereby under any patents, copyrights or other intellectual property rights of Renesas Electronics or others.
4. You shall not alter, modify, copy, or reverse engineer any Renesas Electronics product, whether in whole or in part. Renesas Electronics disclaims any and all liability for any losses or damages incurred by you or third parties arising from such alteration, modification, copying or reverse engineering.
5. Renesas Electronics products are classified according to the following two quality grades: "Standard" and "High Quality". The intended applications for each Renesas Electronics product depends on the product's quality grade, as indicated below.
 - "Standard": Computers; office equipment; communications equipment; test and measurement equipment; audio and visual equipment; home electronic appliances; machine tools; personal electronic equipment; industrial robots; etc.
 - "High Quality": Transportation equipment (automobiles, trains, ships, etc.); traffic control (traffic lights); large-scale communication equipment; key financial terminal systems; safety control equipment; etc.Unless expressly designated as a high reliability product or a product for harsh environments in a Renesas Electronics data sheet or other Renesas Electronics document, Renesas Electronics products are not intended or authorized for use in products or systems that may pose a direct threat to human life or bodily injury (artificial life support devices or systems; surgical implantations; etc.), or may cause serious property damage (space system; undersea repeaters; nuclear power control systems; aircraft control systems; key plant systems; military equipment; etc.). Renesas Electronics disclaims any and all liability for any damages or losses incurred by you or any third parties arising from the use of any Renesas Electronics product that is inconsistent with any Renesas Electronics data sheet, user's manual or other Renesas Electronics document.
6. When using Renesas Electronics products, refer to the latest product information (data sheets, user's manuals, application notes, "General Notes for Handling and Using Semiconductor Devices" in the reliability handbook, etc.), and ensure that usage conditions are within the ranges specified by Renesas Electronics with respect to maximum ratings, operating power supply voltage range, heat dissipation characteristics, installation, etc. Renesas Electronics disclaims any and all liability for any malfunctions, failure or accident arising out of the use of Renesas Electronics products outside of such specified ranges.
7. Although Renesas Electronics endeavors to improve the quality and reliability of Renesas Electronics products, semiconductor products have specific characteristics, such as the occurrence of failure at a certain rate and malfunctions under certain use conditions. Unless designated as a high reliability product or a product for harsh environments in a Renesas Electronics data sheet or other Renesas Electronics document, Renesas Electronics products are not subject to radiation resistance design. You are responsible for implementing safety measures to guard against the possibility of bodily injury, injury or damage caused by fire, and/or danger to the public in the event of a failure or malfunction of Renesas Electronics products, such as safety design for hardware and software, including but not limited to redundancy, fire control and malfunction prevention, appropriate treatment for aging degradation or any other appropriate measures. Because the evaluation of microcomputer software alone is very difficult and impractical, you are responsible for evaluating the safety of the final products or systems manufactured by you.
8. Please contact a Renesas Electronics sales office for details as to environmental matters such as the environmental compatibility of each Renesas Electronics product. You are responsible for carefully and sufficiently investigating applicable laws and regulations that regulate the inclusion or use of controlled substances, including without limitation, the EU RoHS Directive, and using Renesas Electronics products in compliance with all these applicable laws and regulations. Renesas Electronics disclaims any and all liability for damages or losses occurring as a result of your noncompliance with applicable laws and regulations.
9. Renesas Electronics products and technologies shall not be used for or incorporated into any products or systems whose manufacture, use, or sale is prohibited under any applicable domestic or foreign laws or regulations. You shall comply with any applicable export control laws and regulations promulgated and administered by the governments of any countries asserting jurisdiction over the parties or transactions.
10. It is the responsibility of the buyer or distributor of Renesas Electronics products, or any other party who distributes, disposes of, or otherwise sells or transfers the product to a third party, to notify such third party in advance of the contents and conditions set forth in this document.
11. This document shall not be reprinted, reproduced or duplicated in any form, in whole or in part, without prior written consent of Renesas Electronics.
12. Please contact a Renesas Electronics sales office if you have any questions regarding the information contained in this document or Renesas Electronics products.

(Note1) "Renesas Electronics" as used in this document means Renesas Electronics Corporation and also includes its directly or indirectly controlled subsidiaries.

(Note2) "Renesas Electronics product(s)" means any product developed or manufactured by or for Renesas Electronics.

(Rev.4.0-1 November 2017)

Corporate Headquarters

TOYOSU FORESIA, 3-2-24 Toyosu,
Koto-ku, Tokyo 135-0061, Japan
www.renesas.com

Contact Information

For further information on a product, technology, the most up-to-date version of a document, or your nearest sales office, please visit:
www.renesas.com/contact/

Trademarks

Renesas and the Renesas logo are trademarks of Renesas Electronics Corporation. All trademarks and registered trademarks are the property of their respective owners.