

Outline

When using the CS+ integrated development environment, note the following point.

1. Editor panel and Disassemble panel during debugging

1. Editor Panel and Disassemble Panel during Debugging

1.1 Applicable Products

- CS+ integrated development environment V6.00.00
- [Evaluation edition] CS+ for CC integrated development environment V6.00.00

The problem applies when the integrated development environments shown above are used with either of the following combinations:

- The RL78 family MCUs and debug tools for RL78
- The RH850 family MCUs and debug tools for RH850

1.2 Details

- (1) If a debug operation such as setting or canceling breakpoints is performed in the Editor panel, an error might occur as shown in Figure 1.1.

<Example> Error display window when a breakpoint is set in the Editor panel

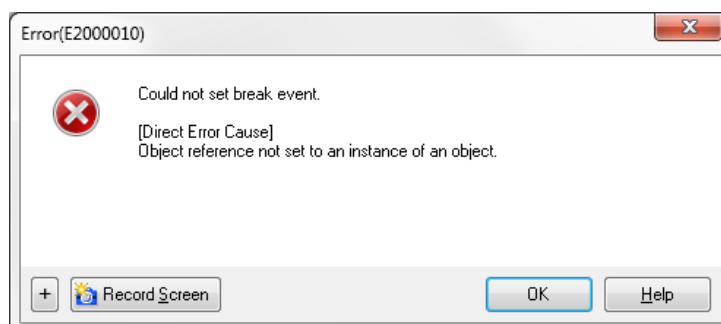


Figure 1.1 Error (E0200010) dialog box

- (2) When the Disassemble panel is opened, an error might occur as shown in Figure 1.2, or a cross mark (X) might appear as shown in Figure 1.3.

<Example> Error display window in the Disassemble panel

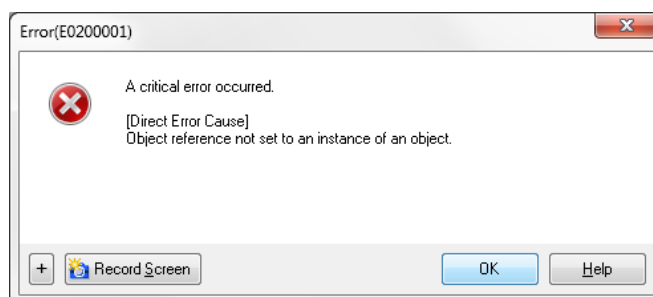


Figure 1.2 Error (E0200001) dialog box

<Example> Cross-mark displayed in the Disassemble panel

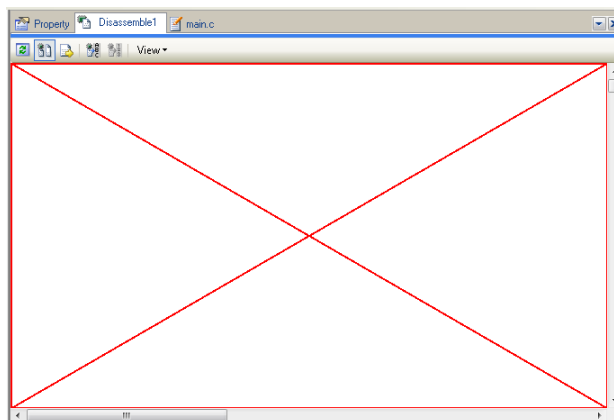


Figure 1.3 Example of a cross-mark displayed in the Disassemble panel

1.3 Conditions

This error might occur if "#pragma inline_asm" exists at the beginning of the source file.

<Example>

```
#pragma inline_asm asmcode
static void asmcode(void)
{
    nop;
}
```

1.4 Workaround

- For C Compiler package for RL78 Family (CC-RL)

Add an empty function at the beginning of the source file.

<Example> void dummy1() { }

In addition, specify the following setting to prevent the dummy1 function used for the workaround from being deleted by optimization.

In the [Symbols excluded from optimization of unreferenced symbol deletion] property in the [Optimization] category on the [Link Options] tab for CC-RL (build tool), add the symbol name for the empty function you added.

As the symbol name to be added, specify the function name preceded by an underscore (_).

<Example> _dummy1

Note: After adding the function and building the program, restart CS+.

- For C Compiler package for RH850 Family (CC-RH)

Add an empty function at the beginning of the source file.

<Example> void dummy1() { }

Note: After adding the function and building the program, restart CS+.

1.5 Schedule for Fixing the Problem

We will fix the problem in the revised version of the CS+ integrated development environment that is planned to be made available in January 2018.

Revision History

Rev.	Date	Description	
		Page	Summary
1.00	Nov. 1, 2017	-	First edition issued

TOYOSU FORESIA, 3-2-24 Toyosu, Koto-ku, Tokyo 135-0061 Japan
 Renesas Electronics Corporation

■Inquiry

<https://www.renesas.com/contact/>

Renesas Electronics has used reasonable care in preparing the information included in this document, but Renesas Electronics does not warrant that such information is error free. Renesas Electronics assumes no liability whatsoever for any damages incurred by you resulting from errors in or omissions from the information included herein.

The past news contents have been based on information at the time of publication.

Now changed or invalid information may be included. The URLs in the Tool News also may be subject to change or become invalid without prior notice.

All trademarks and registered trademarks are the property of their respective owners.