e² studio 7.8.0

Release Note

R20UT4786EG0101
Rev.1.01
April. 14th, 2020

Introduction

This document outlines the device support, new features added in 7.8.0, fixed issues and open issues in e² studio 7.8.0.

Contents

1. Product Information 2
1.1 Supported Operating Systems 2
1.2 Supported Toolchains 2
2. Device Support 3
2.1 Project Generator Support 3
2.2 Code Generator Support 10
2.3 Smart Configurator Support 14
3. Smart Manual Support 16
4. What is new in 7.8.0? 17
5. Useful workarounds and information for 7.8.0 23
6. Open Issues in 7.8.0 34
7. Appendix 35
7.1 Website and Support 35

1. Product Information

1.1 Supported Operating Systems

These operating systems are officially supported by e² studio:

- Windows 8.1 32-bit
- Windows 8.1 64-bit
- Windows 10 32-bit
- Windows 10 64-bit

1.2 Supported Toolchains

The following toolchains are supported in e² studio 7.8.0.

		Renesas	GNU Arm Embedded (*2)	Renesas GCC/ GNURZ/ARM (*3)	IAR (*4)	Green Hills (*5)
Device Family	RL78	Yes (CC-RL)	No	Yes	Yes	No
	RX	Yes (CC-RX)	No	Yes	Yes	No
	RH850	No	No	No	Yes	Yes
	RZ/ARM	No	No (*1)	Yes	Yes	No
	Synergy/ARM	No	Yes	No	Yes	No

Note:

*1: Project converter is available to convert from GNUARM RZ/none to GNU ARM Embedded toolchain.

*2: The GCC toolchains for RZ Family and Renesas Synergy™ are distributed via Arm Developer at https://developer.arm.com/open-source/gnu-toolchain/gnu-rm or Launchpad.net at: https://launchpad.net/gcc-arm-embedded. They are also available using the "Additional components" page in the e² studio installer. Supported ARM GCC versions vary from device family to device family. Please see the following table for more information:

Device Family	GCC distribution and version
RZ/A1, A2	6.3.1 (2017 q2)
RZ/G1, G2	Linaro 7.3.1
Synergy	SSP 1.6.x: 7.2.1 SSP 1.7.x: 8.2.1
RA	FSP 1.0: 9.3.1

*3: Legacy GNUARM toolchains are available from https://gcc-renesas.com/. In addition, the latest RX and RL78 Renesas GCC toolchains are available from this website.

*4: The IAR toolchain plugins are available via the "Help"->" IAR Embedded Workbench plugin manager" menu in e² studio. These Eclipse plugins are provided by IAR and are not supported by Renesas.

*5: The Green Hills toolchain plugins are available within the e² studio product. These plugins are provided by Green Hills and are not supported by Renesas.

2. Device Support

2.1 Project Generator Support

Note: The Renesas SH device family is no longer supported in e² studio.

Family	Group	Devices
EC-1	EC-1	R9A06G043
RE	RE01_1500KB	R7F0E010D2CFP, R7F0E011D2CFP, R7F0E014D2CFB, R7F0E015D2CFB, R7F0E016D2DBN, R7F0E017D2DBN
RH850	C1H	R7F701260, R7F701270,(Debug Support Only)
	C1M	R7F701263, R7F701271,(Debug Support Only)
	D1L1	R7F701401, R7F701421,(Debug Support Only)
	D1L2	R7F701402, R7F701422,(Debug Support Only)
	D1M1	R7F701404, R7F701405,(Debug Support Only)
	D1M1-V2	R7F701442, R7F701462,(Debug Support Only)
	D1M2	R7F701408, R7F701410, R7F701428, R7F701430,(Debug Support Only)
	E1L	R7F701201, R7F701205,(Debug Support Only)
	E1M-S	R7F701202, R7F701204,(Debug Support Only)
	E1M-S2	R7F701215, R7F701216,(Debug Support Only)
	-	R7F701Z05, R7F701Z06, R7F701Z07,(Debug Support Only)
	F1H	R7F701501, R7F701502, R7F701503, R7F701506, R7F701507, R7F701508, R7F701511, R7F701512, R7F701513,(Debug Support Only)
	-	R7F701521, R7F701522, R7F701524, R7F701525,(Debug Support Only)
	F1K	R7F701542, R7F701543, R7F701546, R7F701547, R7F701557, R7F701560, R7F701561, R7F701562, R7F701563, R7F701566, R7F701567, R7F701577, R7F701580, R7F701581, R7F701582, R7F701583, R7F701586, R7F701587, R7F701597, R7F701602, R7F701603, R7F701610, R7F701611, R7F701612, R7F701613, R7F701620, R7F701621, R7F701622, R7F701623,(Debug Support Only)
	F1KH	R7F701708, R7F701709, R7F701710, R7F701711, R7F701714, R7F701715,(Debug Support Only)
	F1KM	R7F701644, R7F701645, R7F701646, R7F701647, R7F701648, R7F701649, R7F701650, R7F701651, R7F701652, R7F701653, R7F701684, R7F701685, R7F701686, R7F701687, R7F701688, R7F701689, R7F701690, R7F701691, R7F701692, R7F701693, R7F701694, R7F701695,(Debug Support Only)

	F1L	R7F701002xAFP, R7F701003xAFP, R7F701006xAFP, R7F701007xAFP, R7F701008xAFP, R7F701009xAFP, R7F701010xAFP, R7F701011xAFP, R7F701012xAFP, R7F701013xAFP, R7F701014xAFP, R7F701015xAFP, R7F701016xAFP, R7F701017xAFP, R7F701018xAFP, R7F701019xAFP, R7F701020xAFP, R7F701021xAFP, R7F701022xAFP, R7F701023xAFP, R7F701024xAFP, R7F701025xAFP, R7F701026xAFP, R7F701027xAFP, R7F701028xAFP, R7F701029xAFP, R7F701030xAFP, R7F701032xAFP, R7F701033xAFP, R7F701034xAFP, R7F701040, R7F701041, R7F701042, R7F701043, R7F701044, R7F701045, R7F701046, R7F701047, R7F701048, R7F701049, R7F701050, R7F701051, R7F701052, R7F701053, R7F701054, R7F701055, R7F701056, R7F701057,(Debug Support Only)
	F1M	R7F701544, R7F701545, R7F701548, R7F701549, R7F701552, R7F701553, R7F701564, R7F701565, R7F701568, R7F701569, R7F701572, R7F701573,(Debug Support Only)
	P1H-C	R7F701370AEEBG, R7F701371EABG, R7F701372EABG, R7F701396EABG,(Debug Support Only)
	P1L-C	R7F701388, R7F701389, R7F701390, R7F701391,(Debug Support Only)
	P1M	R7F701304, R7F701305, R7F701310, R7F701311, R7F701312, R7F701313, R7F701314, R7F701315, R7F701318, R7F701319, R7F701320, R7F701321, R7F701322, R7F701323,(Debug Support Only)
	P1M-C	R7F701373xABG, R7F701374xAFP, R7F701397xABG,(Debug Support Only)
	P1M-E	R7F701375, R7F701376, R7F701377, R7F701378, R7F701379, R7F701380, R7F701381, R7F701382, R7F701383, R7F701384, R7F701385, R7F701386,(Debug Support Only)
	-	R7F701060xAFP, R7F701062xAFP, R7F701064xAFP, R7F701065xAFP, R7F701067xAFP, R7F701069xAFP, R7F701071xAFP,(Debug Support Only)
RL78	D1A	R5F10CGB, R5F10CGC, R5F10CGD, R5F10CLD, R5F10CMD, R5F10CME, R5F10DGC, R5F10DGD, R5F10DGE, R5F10DLD, R5F10DLE, R5F10DMD, R5F10DME, R5F10DMF, R5F10DMG, R5F10DMJ, R5F10DPE, R5F10DPF, R5F10DPG, R5F10DPJ, R5F10DPK, R5F10DPL, R5F10DSJ, R5F10DSK, R5F10DSL, R5F10TPJ
	F12	R5F10968, R5F1096A, R5F1096B, R5F1096C, R5F1096D, R5F1096E, R5F109AA, R5F109AB, R5F109AC, R5F109AD, R5F109AE, R5F109BA, R5F109BB, R5F109BC, R5F109BD, R5F109BE, R5F109GA, R5F109GB, R5F109GC, R5F109GD, R5F109GE, R5F109LA, R5F109LB, R5F109LC, R5F109LD, R5F109LE
	F13	R5F10A6A, R5F10A6C, R5F10A6D, R5F10A6E, R5F10AAA, R5F10AAC, R5F10AAD, R5F10AAE, R5F10ABA, R5F10ABC, R5F10ABD, R5F10ABE, R5F10AGA, R5F10AGC, R5F10AGD, R5F10AGE, R5F10AGF, R5F10AGG, R5F10ALC, R5F10ALD, R5F10ALE, R5F10ALF, R5F10ALG, R5F10AME, R5F10AMF, R5F10AMG, R5F10BAC, R5F10BAD, R5F10BAE, R5F10BAF, R5F10BAG, R5F10BBC, R5F10BBD, R5F10BBE, R5F10BBF, R5F10BBG, R5F10BGC, R5F10BGD, R5F10BGE, R5F10BGF, R5F10BGG, R5F10BLC, R5F10BLD, R5F10BLE, R5F10BLF, R5F10BLG, R5F10BME, R5F10BMF, R5F10BMG

F14	R5F10PAD, R5F10PAE, R5F10PBD, R5F10PBE, R5F10PGD, R5F10PGE, R5F10PGF, R5F10PGG, R5F10PGH, R5F10PGJ, R5F10PLE, R5F10PLF, R5F10PLG, R5F10PLH, R5F10PLJ, R5F10PME, R5F10PMF, R5F10PMG, R5F10PMH, R5F10PMJ, R5F10PPE, R5F10PPF, R5F10PPG, R5F10PPH, R5F10PPJ
F15	R5F113GK, R5F113GL, R5F113LK, R5F113LL, R5F113MK, R5F113ML, R5F113PG, R5F113PH, R5F113PJ, R5F113PK, R5F113PL, R5F113TG, R5F113TH, R5F113TJ, R5F113TK, R5F113TL
F1A	R5F114GC, R5F114GD, R5F114GE, R5F114GF, R5F114GG
F1E	R5F11KLE, R5F11KLF, R5F11KLG, R5F11LLE, R5F11LLF, R5F11LLG
G10	R5F10Y14, R5F10Y16, R5F10Y17, R5F10Y44, R5F10Y46, R5F10Y47
G11	R5F1051A, R5F1054A, R5F1056A, R5F1057A, R5F1058A
G12	R5F10266, R5F10267, R5F10268, R5F10269, R5F1026A, R5F10277, R5F10278, R5F10279, R5F1027A, R5F102A7, R5F102A8, R5F102A9, R5F102AA, R5F10366, R5F10367, R5F10368, R5F10369, R5F1036A, R5F10377, R5F10378, R5F10379, R5F1037A, R5F103A7, R5F103A8, R5F103A9, R5F103AA
G13	R5F1006A, R5F1006C, R5F1006D, R5F1006E, R5F1007A, R5F1007C, R5F1007D, R5F1007E, R5F1008A, R5F1008C, R5F1008D, R5F1008E, R5F100AA, R5F100AC, R5F100AD, R5F100AE, R5F100AF, R5F100AG, R5F100BA, R5F100BC, R5F100BD, R5F100BE, R5F100BF, R5F100BG, R5F100CA, R5F100CC, R5F100CD, R5F100CE, R5F100CF, R5F100CG, R5F100EA, R5F100EC, R5F100ED, R5F100EE, R5F100EF, R5F100EG, R5F100EH, R5F100FA, R5F100FC, R5F100FD, R5F100FE, R5F100FF, R5F100FG, R5F100FH, R5F100FJ, R5F100FK, R5F100FL, R5F100GA, R5F100GC, R5F100GD, R5F100GE, R5F100GF, R5F100GG, R5F100GH, R5F100GJ, R5F100GK, R5F100GL, R5F100JC, R5F100JD, R5F100JE, R5F100JF, R5F100JG, R5F100JH, R5F100JJ, R5F100JK, R5F100JL, R5F100LC, R5F100LD, R5F100LE, R5F100LF, R5F100LG, R5F100LH, R5F100LJ, R5F100LK, R5F100LL, R5F100MF, R5F100MG, R5F100MH, R5F100MJ, R5F100MK, R5F100ML, R5F100PF, R5F100PG, R5F100PH, R5F100PJ, R5F100PK, R5F100PL, R5F100SH, R5F100SJ, R5F100SK, R5F100SL, R5F1016A, R5F1016C, R5F1016D, R5F1016E, R5F1017A, R5F1017C, R5F1017D, R5F1017E, R5F1018A, R5F1018C, R5F1018D, R5F1018E, R5F101AA, R5F101AC, R5F101AD, R5F101AE, R5F101AF, R5F101AG, R5F101BA, R5F101BC, R5F101BD, R5F101BE, R5F101BF, R5F101BG, R5F101CA, R5F101CC, R5F101CD, R5F101CE, R5F101CF, R5F101CG, R5F101EA, R5F101EC, R5F101ED, R5F101EE, R5F101EF, R5F101EG, R5F101EH, R5F101FA, R5F101FC, R5F101FD, R5F101FE, R5F101FF, R5F101FG, R5F101FH, R5F101FJ, R5F101FK, R5F101FL, R5F101GA, R5F101GC, R5F101GD, R5F101GE, R5F101GF, R5F101GG, R5F101GH, R5F101GJ, R5F101GK, R5F101GL, R5F101JC, R5F101JD, R5F101JE, R5F101JF, R5F101JG, R5F101JH, R5F101JJ, R5F101JK, R5F101JL, R5F101LC, R5F101LD, R5F101LE, R5F101LF, R5F101LG, R5F101LH, R5F101LJ, R5F101LK, R5F101LL, R5F101MF, R5F101MG, R5F101MH, R5F101MJ, R5F101MK, R5F101ML, R5F101PF, R5F101PG, R5F101PH, R5F101PJ, R5F101PK, R5F101PL, R5F101SH, R5F101SJ, R5F101SK, R5F101SL

G13A	R5F140FK, R5F140FL, R5F140GK, R5F140GL, R5F140LK, R5F140LL, R5F140PK, R5F140PL
G14	R5F104AA, R5F104AC, R5F104AD, R5F104AE, R5F104AF, R5F104AG, R5F104BA, R5F104BC, R5F104BD, R5F104BE, R5F104BF, R5F104BG, R5F104CA, R5F104CC, R5F104CD, R5F104CE, R5F104CF, R5F104CG, R5F104EA, R5F104EC, R5F104ED, R5F104EE, R5F104EF, R5F104EG, R5F104EH, R5F104FA, R5F104FC, R5F104FD, R5F104FE, R5F104FF, R5F104FG, R5F104FH, R5F104FJ, R5F104GA, R5F104GC, R5F104GD, R5F104GE, R5F104GF, R5F104GG, R5F104GH, R5F104GJ, R5F104GK, R5F104GL, R5F104JC, R5F104JD, R5F104JE, R5F104JF, R5F104JG, R5F104JH, R5F104JJ, R5F104LC, R5F104LD, R5F104LE, R5F104LF, R5F104LG, R5F104LH, R5F104LJ, R5F104LK, R5F104LL, R5F104MF, R5F104MG, R5F104MH, R5F104MJ, R5F104MK, R5F104ML, R5F104PF, R5F104PG, R5F104PH, R5F104PJ, R5F104PK, R5F104PL
G1A	R5F10E8A, R5F10E8C, R5F10E8D, R5F10E8E, R5F10EBA, R5F10EBC, R5F10EBD, R5F10EBE, R5F10EGA, R5F10EGC, R5F10EGD, R5F10EGE, R5F10ELC, R5F10ELD, R5F10ELE
G1C	R5F10JBC, R5F10JGC, R5F10KBC, R5F10KGC
G1D	R5F11AGG, R5F11AGH, R5F11AGJ
G1E	R5F10FLC, R5F10FLD, R5F10FLE, R5F10FMC, R5F10FMD, R5F10FME
G1F	R5F11B7C, R5F11B7E, R5F11BBC, R5F11BBE, R5F11BCC, R5F11BCE, R5F11BGC, R5F11BGE, R5F11BLC, R5F11BLE
G1G	R5F11EA8, R5F11EAA, R5F11EB8, R5F11EBA, R5F11EF8, R5F11EFA
G1H	R5F11FLJ, R5F11FLK, R5F11FLL
G1K	R5F11VBG, R5F11VLG
G1P	R5F11Z7A, R5F11ZBA
H1D	R5F11NGF, R5F11NGG, R5F11NLF, R5F11NLG, R5F11NME, R5F11NMF, R5F11NMG, R5F11PLF, R5F11PLG, R5F11RMG
I1A	R5F1076C, R5F107AC, R5F107AE, R5F107DE
I1B	R5F10MME, R5F10MMG, R5F10MPE, R5F10MPG
I1C	R5F10NLE, R5F10NLG, R5F10NME, R5F10NMG, R5F10NMJ, R5F10NPG, R5F10NPJ
I1C-2	R5F11TLE, R5F11TLG
I1D	R5F11768, R5F1176A, R5F11778, R5F1177A, R5F117A8, R5F117AA, R5F117AC, R5F117BA, R5F117BC, R5F117GA, R5F117GC
I1E	R5F11CBC, R5F11CCC
L12	R5F10RB8, R5F10RBA, R5F10RBC, R5F10RF8, R5F10RFA, R5F10RFC, R5F10RG8, R5F10RGA, R5F10RGC, R5F10RJ8, R5F10RJA, R5F10RJC, R5F10RLA, R5F10RLC
L13	R5F10WLA, R5F10WLC, R5F10WLD, R5F10WLE, R5F10WLF, R5F10WLG, R5F10WMA, R5F10WMC, R5F10WMD, R5F10WME, R5F10WMF, R5F10WMG
L1A	R5F11MMD, R5F11MME, R5F11MMF, R5F11MPE, R5F11MPF, R5F11MPG
L1C	R5F110ME, R5F110MF, R5F110MG, R5F110MH, R5F110MJ, R5F110NE, R5F110NF, R5F110NG, R5F110NH, R5F110NJ, R5F110PE, R5F110PF, R5F110PG, R5F110PH, R5F110PJ, R5F111ME, R5F111MF, R5F111MG, R5F111MH, R5F111MJ, R5F111NE, R5F111NF, R5F111NG, R5F111NH, R5F111NJ, R5F111PE, R5F111PF, R5F111PG, R5F111PH, R5F111PJ

RX	110	R5F51101, R5F51103, R5F51104, R5F51105, R5F5110H, R5F5110J
	111	R5F51111, R5F51113, R5F51114, R5F51115, R5F51116, R5F51117, R5F51118, R5F5111J
	113	R5F51135, R5F51136, R5F51137, R5F51138
	130	R5F51303, R5F51305, R5F51305B, R5F51306, R5F51306B, R5F51307, R5F51308
	13T	R5F513T3, R5F513T5
	210	R5F52103, R5F52104, R5F52105, R5F52106, R5F52107, R5F52108, R5F5210A, R5F5210B
	21A	R5F521A6, R5F521A7, R5F521A8
	220	R5F52201, R5F52203, R5F52205, R5F52206
	230	R5F52305, R5F52306
	231	R5F52315, R5F52316, R5F52317, R5F52318
	23E-A	R5F523E5A, R5F523E6A
	23T	R5F523T3, R5F523T5
	23W	R5F523W7, R5F523W8
	24T	R5F524T8, R5F524TA, R5F524TB, R5F524TC, R5F524TE
	24U	R5F524UB, R5F524UC, R5F524UE
	610	R5F56104, R5F56106, R5F56107, R5F56108
	621	R5F56216, R5F56217, R5F56218
	62G	R5F562G7, R5F562GA
	62N	R5F562N7, R5F562N8
	62T	R5F562T6, R5F562T7, R5F562TA
	630	R5F56307, R5F56308, R5F5630A, R5F5630B, R5F5630D, R5F5630E
	631	R5F56316, R5F56317, R5F56318, R5F5631A, R5F5631B, R5F5631D, R5F5631E, R5F5631F, R5F5631G, R5F5631J, R5F5631K, R5F5631M, R5F5631MF, R5F5631N, R5F5631P, R5F5631PF, R5F5631W, R5F5631Y, R5S56310
	634	R5F5634B, R5F5634B_5V, R5F5634D, R5F5634D_5V, R5F5634E, R5F5634E_5V
	63N	R5F563NA, R5F563NB, R5F563ND, R5F563NE, R5F563NF, R5F563NK, R5F563NW, R5F563NY
	63T	R5F563T4, R5F563T5, R5F563T6, R5F563TB, R5F563TB_5V, R5F563TC, R5F563TC_5V, R5F563TE, R5F563TE_5V
	64M	R5F564MF, R5F564MG, R5F564MJ, R5F564ML
	651	R5F56514, R5F56517, R5F56519, R5F5651C, R5F5651C_DUAL, R5F5651E, R5F5651E_DUAL R5F56519DMB, R5F5651EDMB, R5F5651EDMB_DUAL,(Debug Support Only)
	65N	R5F565N4, R5F565N7, R5F565N9, R5F565NC, R5F565NC_DUAL, R5F565NE, R5F565NE_DUAL R5F565N9DMB, R5F565NEDMB, R5F565NEDMB_DUAL,(Debug Support Only)
	66N	R5F566ND, R5F566ND_DUAL, R5F566NN, R5F566NN_DUAL
	66T	R5F566TA, R5F566TE, R5F566TF, R5F566TK

	71M	R5F571MF, R5F571MG, R5F571MJ, R5F571ML
	72M	R5F572MD, R5F572MD_DUAL, R5F572MN, R5F572MN_DUAL
	72N	R5F572ND, R5F572ND_DUAL, R5F572NN, R5F572NN_DUAL
	72T	R5F572TF, R5F572TK
	-	R0E5571MLDMBXX,(Debug Support Only)
RZ	A1	R7S721000, R7S721000_DualSPI, R7S721001, R7S721001_DualSPI, R7S721010, R7S721010_DualSPI, R7S721011, R7S721011_DualSPI, R7S721020, R7S721020_DualSPI, R7S721021, R7S721021_DualSPI, R7S721030, R7S721030_DualSPI, R7S721031, R7S721031_DualSPI, R7S721034, R7S721034_DualSPI
	A2	R7S921040, R7S921041, R7S921042, R7S921043, R7S921045, R7S921046, R7S921047, R7S921048, R7S921051, R7S921052, R7S921053, R7S921056, R7S921057, R7S921058
	G1C	R8A77470
	G1E	R8A77450 R8A77450_Core1,(Debug Support Only)
	G1H	R8A77420
	G1M	R8A77430 R8A77430_Core1,(Debug Support Only)
	G1N	R8A77440
	G2D	R8A774D
	G2E	R8A774C
	G2H	R8A7748
	G2M	R8A774A
	G2N	R8A774B
	T1	R7S910001, R7S910002, R7S910006, R7S910007, R7S910011, R7S910013, R7S910015, R7S910015_M3, R7S910016, R7S910016_M3, R7S910017, R7S910017_M3, R7S910018, R7S910018_M3, R7S910025, R7S910026, R7S910027, R7S910028, R7S910035, R7S910036, R7S910101, R7S910102, R7S910106, R7S910107, R7S910111, R7S910113, R7S910115, R7S910115_M3, R7S910116, R7S910116_M3, R7S910117, R7S910117_M3, R7S910118, R7S910118_M3, R7S910125, R7S910126, R7S910127, R7S910128, R7S910135, R7S910136
	T1-M	R7S910020, R7S910021, R7S910022, R7S910023, R7S910120, R7S910121, R7S910122, R7S910123
Synergy	S1JA	R7FS1JA783A01CFM, R7FS1JA783A01CNE, R7FS1JA783A01CNF, R7FS1JA782A01CBT, R7FS1JA783A01CFJ
	S124	R7FS124762A01CLM, R7FS124763A01CFL, R7FS124763A01CFM, R7FS124772A01CLM, R7FS124773A01CFL, R7FS124773A01CFM, R7FS124773A01CNB, R7FS124773A01CNE, R7FS124773A01CNF
	S128	R7FS128782A01CLM, R7FS128783A01CFJ, R7FS128783A01CFL, R7FS128783A01CFM, R7FS128783A01CNE, R7FS128783A01CNG

	S3A1	R7FS3A17C2A01CLK, R7FS3A17C3A01CFB, R7FS3A17C2A01CBJ, R7FS3A17C2A01CLJ, R7FS3A17C3A01CFM, R7FS3A17C3A01CFP, R7FS3A17C3A01CNB
	S3A3	R7FS3A37A2A01CLK, R7FS3A37A3A01CFB, R7FS3A37A2A01CBJ, R7FS3A37A2A01CLJ, R7FS3A37A3A01CFP, R7FS3A37A3A01CFM, R7FS3A37A3A01CNB
	S3A6	R7FS3A6782A01CLJ, R7FS3A6783A01CFL, R7FS3A6783A01CFM, R7FS3A6783A01CFP, R7FS3A6783A01CNB, R7FS3A6783A01CNE, R7FS3A6783A01CNF
	S3A7	R7FS3A77C2A01CLK, R7FS3A77C3A01CFB, R7FS3A77C2A01CBJ, R7FS3A77C3A01CFP, R7FS3A77C2A01CLJ, R7FS3A77C3A01CFM, R7FS3A77C2A01CNB, R7FS3A77C3A01CNB
	S5D3	R7FS5D37A2A01CLJ, R7FS5D37A3A01CFP, R7FS5D37A3A01CFM, R7FS5D37A3A01CNB
	S5D5	R7FS5D57A2A01CLK, R7FS5D57A3A01CFB, R7FS5D57A3A01CFP, R7FS5D57C2A01CLK, R7FS5D57C3A01CFB, R7FS5D57C3A01CFP
	S5D9	R7FS5D97C2A01CBG, R7FS5D97C3A01CFC, R7FS5D97C2A01CLK, R7FS5D97C3A01CFB, R7FS5D97C3A01CFP, R7FS5D97E2A01CBG, R7FS5D97E3A01CFC, R7FS5D97E2A01CLK, R7FS5D97E3A01CFB, R7FS5D97E3A01CFP
	S7G2	R7FS7G27H2A01CBD, R7FS7G27G2A01CBD, R7FS7G27H2A01CBG, R7FS7G27G2A01CBG, R7FS7G27H2A01CFC, R7FS7G27H3A01CFC, R7FS7G27G2A01CFC, R7FS7G27G3A01CFC, R7FS7G27H2A01CLK, R7FS7G27G2A01CLK, R7FS7G27H3A01CFB, R7FS7G27G3A01CFB, R7FS7G27G3A01CFP
RA	RA2A1	R7FA2A1AB2CBT, R7FA2A1AB3CFJ, R7FA2A1AB3CFM, R7FA2A1AB3CNE, R7FA2A1AB3CNF
	RA4M1	R7FA4M1AB2CLJ, R7FA4M1AB3CFL, R7FA4M1AB3CFM, R7FA4M1AB3CFP, R7FA4M1AB3CNB, R7FA4M1AB3CNE, R7FA4M1AB3CNF
	RA6M1	R7FA6M1AD2CLJ, R7FA6M1AD3CFM, R7FA6M1AD3CFP, R7FA6M1AD3CNB
	RA6M2	R7FA6M2AD2CLK, R7FA6M2AD3CFB, R7FA6M2AD3CFP, R7FA6M2AF2CLK, R7FA6M2AF3CFB, R7FA6M2AF3CFP
	RA6M3	R7FA6M3AF2CBG, R7FA6M3AF2CLK, R7FA6M3AF3CFB, R7FA6M3AF3CFC, R7FA6M3AF3CFP, R7FA6M3AH2CBG, R7FA6M3AH2CLK, R7FA6M3AH3CFB, R7FA6M3AH3CFC, R7FA6M3AH3CFP

2.2 Code Generator Support

CPU	Family	Devices
RL78	D1A	R5F10CGB, R5F10CGC, R5F10CGD, R5F10CLD, R5F10CMD, R5F10CME, R5F10DGC, R5F10DGD, R5F10DGE, R5F10DLD, R5F10DLE, R5F10DMD, R5F10DME, R5F10DMF, R5F10DMG, R5F10DMJ, R5F10DPE, R5F10DPF, R5F10DPG, R5F10DPJ, R5F10TPJ
	F12	R5F10968, R5F1096A, R5F1096B, R5F1096C, R5F1096D, R5F1096E, R5F109AA, R5F109AB, R5F109AC, R5F109AD, R5F109AE, R5F109BA, R5F109BB, R5F109BC, R5F109BD, R5F109BE, R5F109GA, R5F109GB, R5F109GC, R5F109GD, R5F109GE, R5F109LA, R5F109LB, R5F109LC, R5F109LD, R5F109LE
	F13	R5F10A6A, R5F10A6C, R5F10A6D, R5F10A6E, R5F10AAA, R5F10AAC, R5F10AAD, R5F10AAE, R5F10ABA, R5F10ABC, R5F10ABD, R5F10ABE, R5F10AGA, R5F10AGC, R5F10AGD, R5F10AGE, R5F10AGF, R5F10AGG, R5F10ALC, R5F10ALD, R5F10ALE, R5F10ALF, R5F10ALG, R5F10AME, R5F10AMF, R5F10AMG, R5F10BAC, R5F10BAD, R5F10BAE, R5F10BAF, R5F10BAG, R5F10BBC, R5F10BBD, R5F10BBE, R5F10BBF, R5F10BBG, R5F10BGC, R5F10BGD, R5F10BGE, R5F10BGF, R5F10BGG, R5F10BLC, R5F10BLD, R5F10BLE, R5F10BLF, R5F10BLG, R5F10BME, R5F10BMF, R5F10BMG
	F14	R5F10PAD, R5F10PAE, R5F10PBD, R5F10PBE, R5F10PGD, R5F10PGE, R5F10PGF, R5F10PGG, R5F10PGH, R5F10PGJ, R5F10PLE, R5F10PLF, R5F10PLG, R5F10PLH, R5F10PLJ, R5F10PME, R5F10PMF, R5F10PMG, R5F10PMH, R5F10PMJ, R5F10PPE, R5F10PPF, R5F10PPG, R5F10PPH, R5F10PPJ
	F15	R5F113GK, R5F113GL, R5F113LK, R5F113LL, R5F113MK, R5F113ML, R5F113PG, R5F113PH, R5F113PJ, R5F113PK, R5F113PL, R5F113TG, R5F113TH, R5F113TJ, R5F113TK, R5F113TL
	F1E	R5F11KLE, R5F11KLF, R5F11KLG, R5F11LLE, R5F11LLF, R5F11LLG
	G10	R5F10Y14, R5F10Y16, R5F10Y17, R5F10Y44, R5F10Y46, R5F10Y47
	G11	R5F1051A, R5F1054A, R5F1056A, R5F1057A, R5F1058A
	G12	R5F10266, R5F10267, R5F10268, R5F10269, R5F1026A, R5F10277, R5F10278, R5F10279, R5F1027A, R5F102A7, R5F102A8, R5F102A9, R5F102AA, R5F10366, R5F10367, R5F10368, R5F10369, R5F1036A, R5F10377, R5F10378, R5F10379, R5F1037A, R5F103A7, R5F103A8, R5F103A9, R5F103AA

G13	R5F1006A, R5F1006C, R5F1006D, R5F1006E, R5F1007A, R5F1007C, R5F1007D, R5F1007E, R5F1008A, R5F1008C, R5F1008D, R5F1008E, R5F100AA, R5F100AC, R5F100AD, R5F100AE, R5F100AF, R5F100AG, R5F100BA, R5F100BC, R5F100BD, R5F100BE, R5F100BF, R5F100BG, R5F100CA, R5F100CC, R5F100CD, R5F100CE, R5F100CF, R5F100CG, R5F100EA, R5F100EC, R5F100ED, R5F100EE, R5F100EF, R5F100EG, R5F100EH, R5F100FA, R5F100FC, R5F100FD, R5F100FE, R5F100FF, R5F100FG, R5F100FH, R5F100FJ, R5F100FK, R5F100FL, R5F100GA, R5F100GC, R5F100GD, R5F100GE, R5F100GF, R5F100GG, R5F100GH, R5F100GJ, R5F100GK, R5F100GL, R5F100JC, R5F100JD, R5F100JE, R5F100JF, R5F100JG, R5F100JH, R5F100JJ, R5F100JK, R5F100JL, R5F100LC, R5F100LD, R5F100LE, R5F100LF, R5F100LG, R5F100LH, R5F100LJ, R5F100LK, R5F100LL, R5F100MF, R5F100MG, R5F100MH, R5F100MJ, R5F100MK, R5F100ML, R5F100PF, R5F100PG, R5F100PH, R5F100PJ, R5F100PK, R5F100PL, R5F100SH, R5F100SJ, R5F100SK, R5F100SL, R5F1016A, R5F1016C, R5F1016D, R5F1016E, R5F1017A, R5F1017C, R5F1017D, R5F1017E, R5F1018A, R5F1018C, R5F1018D, R5F1018E, R5F101AA, R5F101AC, R5F101AD, R5F101AE, R5F101AF, R5F101AG, R5F101BA, R5F101BC, R5F101BD, R5F101BE, R5F101BF, R5F101BG, R5F101CA, R5F101CC, R5F101CD, R5F101CE, R5F101CF, R5F101CG, R5F101EA, R5F101EC, R5F101ED, R5F101EE, R5F101EF, R5F101EG, R5F101EH, R5F101FA, R5F101FC, R5F101FD, R5F101FE, R5F101FF, R5F101FG, R5F101FH, R5F101FJ, R5F101FK, R5F101FL, R5F101GA, R5F101GC, R5F101GD, R5F101GE, R5F101GF, R5F101GG, R5F101GH, R5F101GJ, R5F101GK, R5F101GL, R5F101JC, R5F101JD, R5F101JE, R5F101JF, R5F101JG, R5F101JH, R5F101JJ, R5F101JK, R5F101JL, R5F101LC, R5F101LD, R5F101LE, R5F101LF, R5F101LG, R5F101LH, R5F101LJ, R5F101LK, R5F101LL, R5F101MF, R5F101MG, R5F101MH, R5F101MJ, R5F101MK, R5F101ML, R5F101PF, R5F101PG, R5F101PH, R5F101PJ, R5F101PK, R5F101PL, R5F101SH, R5F101SJ, R5F101SK, R5F101SL
G13A	R5F140FK, R5F140FL, R5F140GK, R5F140GL, R5F140LK, R5F140LL, R5F140PK, R5F140PL
G14	R5F104AA, R5F104AC, R5F104AD, R5F104AE, R5F104AF, R5F104AG, R5F104BA, R5F104BC, R5F104BD, R5F104BE, R5F104BF, R5F104BG, R5F104CA, R5F104CC, R5F104CD, R5F104CE, R5F104CF, R5F104CG, R5F104EA, R5F104EC, R5F104ED, R5F104EE, R5F104EF, R5F104EG, R5F104EH, R5F104FA, R5F104FC, R5F104FD, R5F104FE, R5F104FF, R5F104FG, R5F104FH, R5F104FJ, R5F104GA, R5F104GC, R5F104GD, R5F104GE, R5F104GF, R5F104GG, R5F104GH, R5F104GJ, R5F104GK, R5F104GL, R5F104JC, R5F104JD, R5F104JE, R5F104JF, R5F104JG, R5F104JH, R5F104JJ, R5F104LC, R5F104LD, R5F104LE, R5F104LF, R5F104LG, R5F104LH, R5F104LJ, R5F104LK, R5F104LL, R5F104MF, R5F104MG, R5F104MH, R5F104MJ, R5F104MK, R5F104ML, R5F104PF, R5F104PG, R5F104PH, R5F104PJ, R5F104PK, R5F104PL
G1A	R5F10E8A, R5F10E8C, R5F10E8D, R5F10E8E, R5F10EBA, R5F10EBC, R5F10EBD, R5F10EBE, R5F10EGA, R5F10EGC, R5F10EGD, R5F10EGE, R5F10ELC, R5F10ELD, R5F10ELE
G1C	R5F10JBC, R5F10JGC, R5F10KBC, R5F10KGC

	G1D	R5F11AGG, R5F11AGH, R5F11AGJ
	G1E	R5F10FLC, R5F10FLD, R5F10FLE, R5F10FMC, R5F10FMD, R5F10FME
	G1F	R5F11B7C, R5F11B7E, R5F11BBC, R5F11BBE, R5F11BCC, R5F11BCE, R5F11BGC, R5F11BGE, R5F11BLC, R5F11BLE
	G1G	R5F11EA8, R5F11EAA, R5F11EB8, R5F11EBA, R5F11EF8, R5F11EFA
	G1H	R5F11FLJ, R5F11FLK, R5F11FLL
	H1D	R5F11NGF, R5F11NGG, R5F11NLF, R5F11NLG, R5F11NME, R5F11NMF, R5F11NMG, R5F11PLF, R5F11PLG, R5F11RMG
	I1A	R5F1076C, R5F107AC, R5F107AE, R5F107DE
	I1B	R5F10MME, R5F10MMG, R5F10MPE, R5F10MPG
	I1C	R5F10NLE, R5F10NLG, R5F10NME, R5F10NMG, R5F10NMJ, R5F10NPJ
	I1C-2	R5F11TLE, R5F11TLG
	I1D	R5F11768, R5F1176A, R5F11778, R5F1177A, R5F117A8, R5F117AA, R5F117AC, R5F117BA, R5F117BC, R5F117GA, R5F117GC
	I1E	R5F11CBC, R5F11CCC
	L12	R5F10RB8, R5F10RBA, R5F10RBC, R5F10RF8, R5F10RFA, R5F10RFC, R5F10RG8, R5F10RGA, R5F10RGC, R5F10RJ8, R5F10RJA, R5F10RJC, R5F10RLA, R5F10RLC
	L13	R5F10WLA, R5F10WLC, R5F10WLD, R5F10WLE, R5F10WLF, R5F10WLG, R5F10WMA, R5F10WMC, R5F10WMD, R5F10WME, R5F10WMF, R5F10WMG
	L1A	R5F11MMD, R5F11MME, R5F11MMF, R5F11MPE, R5F11MPF, R5F11MPG
	L1C	R5F110ME, R5F110MF, R5F110MG, R5F110MH, R5F110MJ, R5F110PE, R5F110PF, R5F110PG, R5F110PH, R5F110PJ, R5F111ME, R5F111MF, R5F111MG, R5F111MH, R5F111MJ, R5F111PE, R5F111PF, R5F111PG, R5F111PH, R5F111PJ
RX	110	R5F51101, R5F51103, R5F51104, R5F51105, R5F5110H, R5F5110J
	111	R5F51111, R5F51113, R5F51114, R5F51115, R5F51116, R5F51117, R5F51118, R5F5111J
	113	R5F51135, R5F51136, R5F51137, R5F51138
	130	R5F51303, R5F51305
	230	R5F52305, R5F52306
	231	R5F52315, R5F52316, R5F52317, R5F52318
	23T	R5F523T3, R5F523T5
	24T	R5F524T8, R5F524TA, R5F524TB, R5F524TC, R5F524TE
	24U	R5F524UB, R5F524UC, R5F524UE
	64M	R5F564MF, R5F564MG, R5F564MJ, R5F564ML
	651	R5F56514, R5F56517, R5F56519
	65N	R5F565N4, R5F565N7, R5F565N9
	71M	R5F571MF, R5F571MG, R5F571MJ, R5F571ML

RZ	T1	R7S910001, R7S910002, R7S910006, R7S910007, R7S910011, R7S910013, R7S910015, R7S910016, R7S910017, R7S910018, R7S910025, R7S910026, R7S910027, R7S910028, R7S910035, R7S910036, R7S910101, R7S910102, R7S910106, R7S910107, R7S910111, R7S910113, R7S910115, R7S910116, R7S910117, R7S910118, R7S910125, R7S910126, R7S910127, R7S910128, R7S910135, R7S910136

2.3 Smart Configurator Support

CPU	Family	Devices
RX	110	R5F51101, R5F51103, R5F51104, R5F51105, R5F5110H, R5F5110J
	111	R5F51111, R5F51113, R5F51114, R5F51115, R5F51116, R5F51117, R5F51118, R5F5111J
	113	R5F51135, R5F51136, R5F51137, R5F51138
	130	R5F51303, R5F51305, R5F51305B, R5F51306, R5F51306B, R5F51307, R5F51308
	13T	R5F513T3, R5F513T5
	230	R5F52305, R5F52306
	231	R5F52315, R5F52316, R5F52317, R5F52318
	23E-A	R5F523E5A, R5F523E6A
	23T	R5F523T3, R5F523T5
	23W	R5F523W7, R5F523W8
	24T	R5F524T8, R5F524TA, R5F524TB, R5F524TC, R5F524TE
	24U	R5F524UB, R5F524UC, R5F524UE
	64M	R5F564MF, R5F564MG, R5F564MJ, R5F564ML
	651	R5F56514, R5F56517, R5F56519, R5F5651C, R5F5651C_DUAL, R5F5651E, R5F5651E_DUAL
	65N	R5F565N4, R5F565N7, R5F565N9, R5F565NC, R5F565NC_DUAL, R5F565NE, R5F565NE_DUAL
	66N	R5F566ND, R5F566ND_DUAL, R5F566NN, R5F566NN_DUAL
	66T	R5F566TA, R5F566TE, R5F566TF, R5F566TK
	71M	R5F571MF, R5F571MG, R5F571MJ, R5F571ML
	72M	R5F572MD, R5F572MD_DUAL, R5F572MN, R5F572MN_DUAL
	72N	R5F572ND, R5F572ND_DUAL, R5F572NN, R5F572NN_DUAL
	72T	R5F572TF, R5F572TK
RZ	A2	R7S921040, R7S921041, R7S921042, R7S921043, R7S921045, R7S921046, R7S921047, R7S921048, R7S921051, R7S921052, R7S921053, R7S921056, R7S921057, R7S921058
Synergy	S1JA	R7FS1JA783A01CFM, R7FS1JA783A01CNE, R7FS1JA783A01CNF, R7FS1JA782A01CBT, R7FS1JA783A01CFJ
	S124	R7FS124762A01CLM, R7FS124763A01CFL, R7FS124763A01CFM, R7FS124772A01CLM, R7FS124773A01CFL, R7FS124773A01CFM, R7FS124773A01CNB, R7FS124773A01CNE, R7FS124773A01CNF
	S128	R7FS128782A01CLM, R7FS128783A01CFJ, R7FS128783A01CFL, R7FS128783A01CFM, R7FS128783A01CNE, R7FS128783A01CNG

	S3A1	R7FS3A17C2A01CLK, R7FS3A17C3A01CFB, R7FS3A17C2A01CBJ, R7FS3A17C2A01CLJ, R7FS3A17C3A01CFM, R7FS3A17C3A01CFP, R7FS3A17C3A01CNB
	S3A3	R7FS3A37A2A01CLK, R7FS3A37A3A01CFB, R7FS3A37A2A01CBJ, R7FS3A37A2A01CLJ, R7FS3A37A3A01CFP, R7FS3A37A3A01CFM, R7FS3A37A3A01CNB
	S3A6	R7FS3A6782A01CLJ, R7FS3A6783A01CFL, R7FS3A6783A01CFM, R7FS3A6783A01CFP, R7FS3A6783A01CNB, R7FS3A6783A01CNE, R7FS3A6783A01CNF
	S3A7	R7FS3A77C2A01CLK, R7FS3A77C3A01CFB, R7FS3A77C2A01CBJ, R7FS3A77C3A01CFP, R7FS3A77C2A01CLJ, R7FS3A77C3A01CFM, R7FS3A77C2A01CNB, R7FS3A77C3A01CNB
	S5D3	R7FS5D37A2A01CLJ, R7FS5D37A3A01CFP, R7FS5D37A3A01CFM, R7FS5D37A3A01CNB
	S5D5	R7FS5D57A2A01CLK, R7FS5D57A3A01CFB, R7FS5D57A3A01CFP, R7FS5D57C2A01CLK, R7FS5D57C3A01CFB, R7FS5D57C3A01CFP
	S5D9	R7FS5D97C2A01CBG, R7FS5D97C3A01CFC, R7FS5D97C2A01CLK, R7FS5D97C3A01CFB, R7FS5D97C3A01CFP, R7FS5D97E2A01CBG, R7FS5D97E3A01CFC, R7FS5D97E2A01CLK, R7FS5D97E3A01CFB, R7FS5D97E3A01CFP
	S7G2	R7FS7G27H2A01CBD, R7FS7G27G2A01CBD, R7FS7G27H2A01CBG,
		R7FS7G27G2A01CBG, R7FS7G27H2A01CFC, R7FS7G27H3A01CFC,
		R7FS7G27G2A01CFC, R7FS7G27G3A01CFC, R7FS7G27H2A01CLK,
		R7FS7G27G2A01CLK, R7FS7G27H3A01CFB, R7FS7G27G3A01CFB,
		R7FS7G27G3A01CFP
RA	RA2A1	R7FA2A1AB2CBT, R7FA2A1AB3CFJ, R7FA2A1AB3CFM, R7FA2A1AB3CNE, R7FA2A1AB3CNF
	RA4M1	R7FA4M1AB2CLJ, R7FA4M1AB3CFL, R7FA4M1AB3CFM, R7FA4M1AB3CFP, R7FA4M1AB3CNB, R7FA4M1AB3CNE, R7FA4M1AB3CNF
	RA6M1	R7FA6M1AD2CLJ, R7FA6M1AD3CFM, R7FA6M1AD3CFP, R7FA6M1AD3CNB
	RA6M2	R7FA6M2AD2CLK, R7FA6M2AD3CFB, R7FA6M2AD3CFP, R7FA6M2AF2CLK, R7FA6M2AF3CFB, R7FA6M2AF3CFP
	RA6M3	R7FA6M3AF2CBG, R7FA6M3AF2CLK, R7FA6M3AF3CFB, R7FA6M3AF3CFC, R7FA6M3AF3CFP, R7FA6M3AH2CBG, R7FA6M3AH2CLK, R7FA6M3AH3CFB, R7FA6M3AH3CFC, R7FA6M3AH3CFP

3. Smart Manual Support

Smart manual support is delivered independently of e² studio releases when available. The following devices are available as of January 2020:

- RX110
- RX111
- RX113
- RX130
- RX210
- RX220
- RX230
- RX231
- RX23E-A
- RX24U
- RX24T
- RX62G
- RX62T
- RX631
- RX63N
- RX63T
- RX651
- RX64M
- RX65N
- RX66T
- RX71M
- RX72M
- RX72T
- RL78/G10
- RL78/G11
- RL78/G12
- RL78/G13
- RL78/G14
- RL78/G1F
- RL78/L12
- RL78/L13
- RZ/A1H
- RZ/A1L
- RZ/A2M
- RZ/T1

4. What is new in 7.8.0?

Component	Device	Description
Partner OS	All	The Partner OS View now supports the stack tab display for FreeRTOS 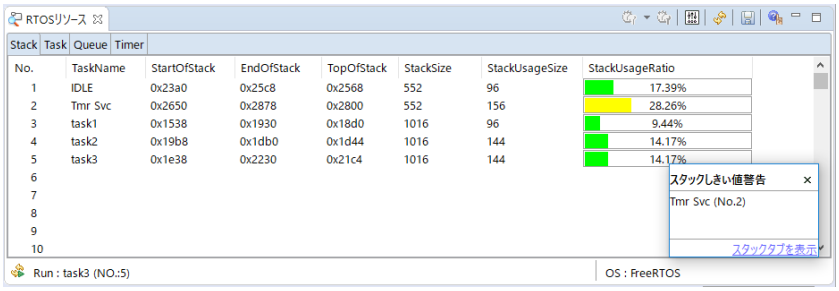 When displaying FreeRTOS information (including Amazon FreeRTOS) with the Partner OS aware debugging plug-in, we can see the extended stack information. "Stack" information is aggregated in the "Stack" tab. On this tab, you can check the stack information for each task, and display warnings based on threshold values.
Application	All	It is now possible to Install QE features from within e2 studio. 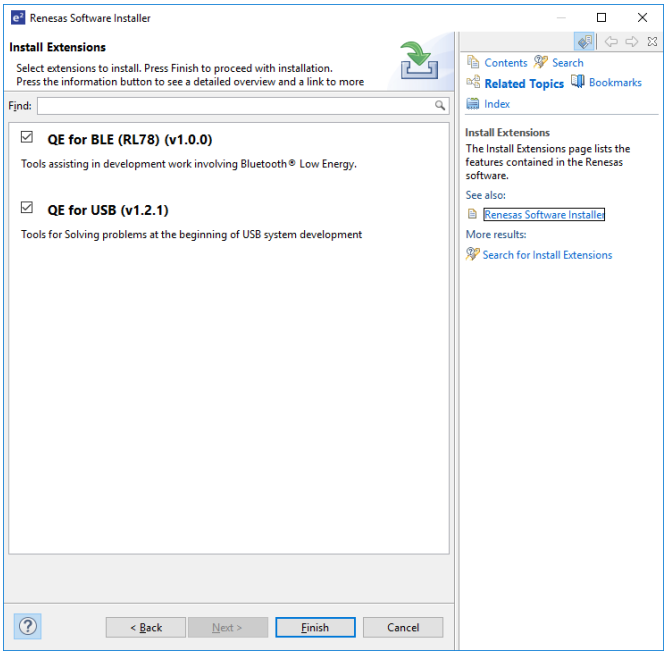 The Renesas Software Installer wizard has been added, available in the Renesas Views menu, which allows additional Renesas software to be installed into e2 Studio while it is running. This software includes Renesas QE tools to assist the development of embedded systems applications.

Partner OS	All	If option settings are required for data to be displayed in the Partner OS view, information messages displayed on the hover instructing you want needs to be changed. 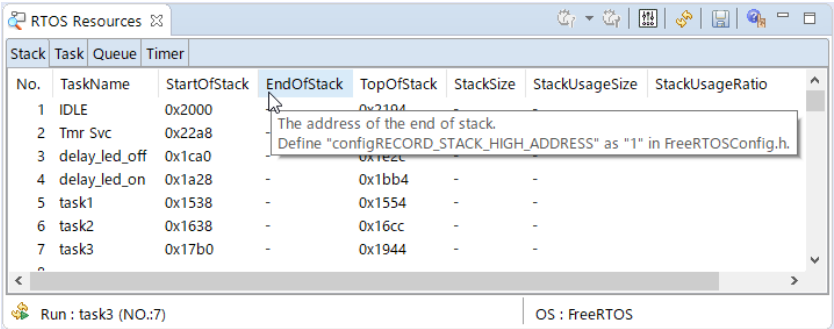 When displaying FreeRTOS information (including Amazon FreeRTOS) with the Partner OS aware debugging plug-in, there are items that need to be set in the configuration file etc. Their contents can be confirmed as a message display by hovering each column.
Partner OS	All	The Partner OS View now supports the EventObject column in Task Table. 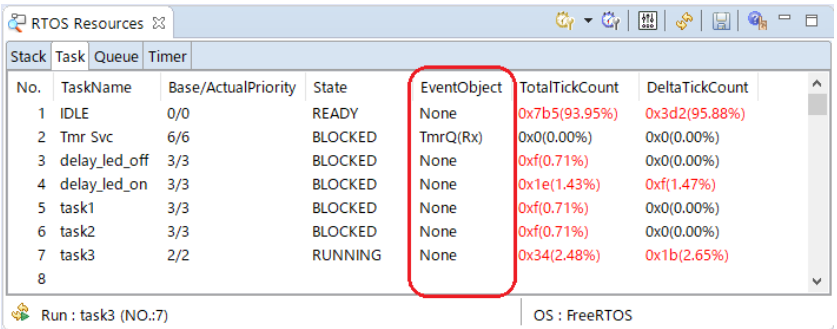 When displaying FreeRTOS information (including Amazon FreeRTOS) with the Partner OS aware debugging plug-in, we can see the Event Object column in Task Tab. It can show the name of the queue that block the task.
Usage Reporting	All	The Renesas Usage Reporting feature now also writes out all transmitted data to a log file.

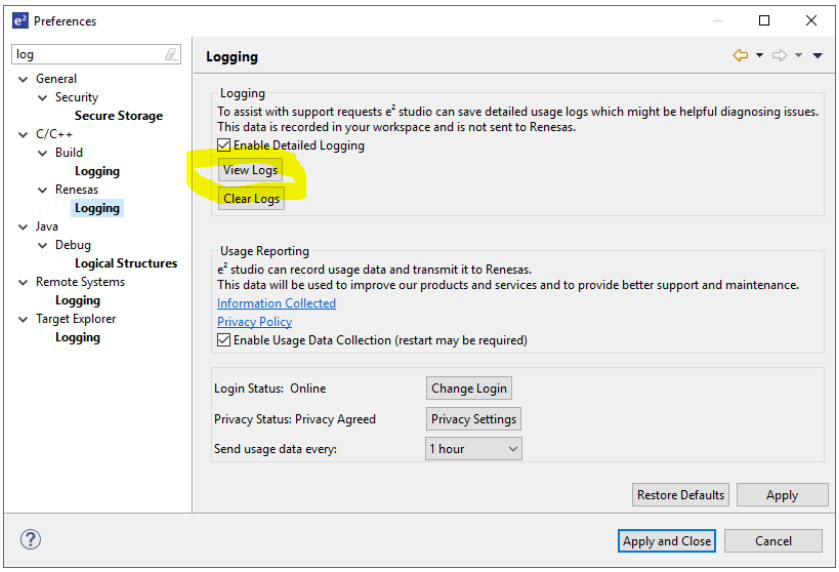

When Renesas Usage Reporting is enabled (Preferences > C/C++ Renesas > Logging), everything that is transmitted to Renesas is now recorded in a local log.

CCRX Build plugins — RX

The CCRX compiler command line option names have now been added to all captions on Tool Settings panel.

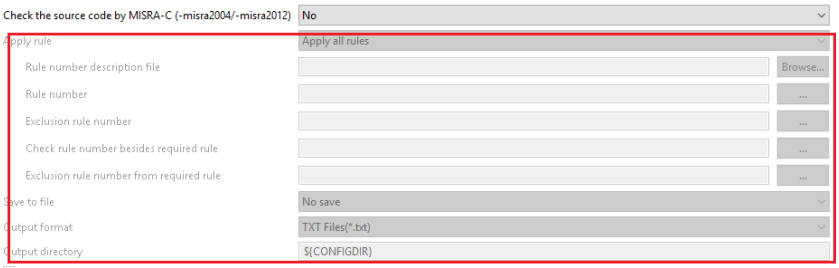

If you know only the Compiler/Assembler/Linker switch name, it is difficult to find the target build option in the Tool Settings panel. This solution will help solve this problem and make them easier to find.

FreeRTOS Configurator — RX, RZ

The FreeRTOS Configurator has been improved. It is now possible to create FreeRTOS (kernel only) projects with GCC for RX and RZ devices.

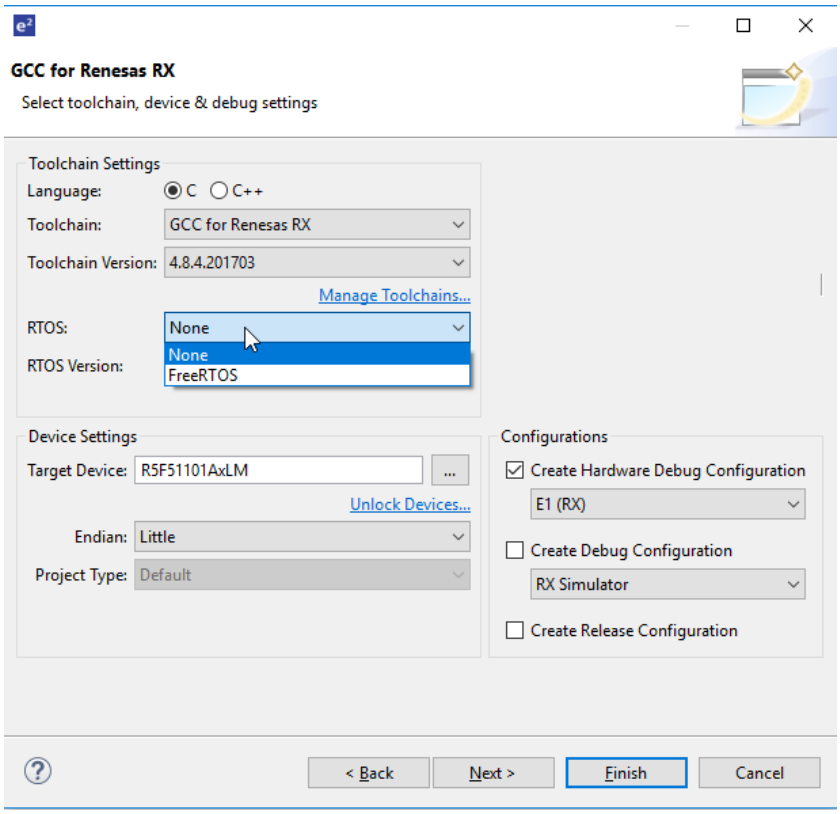

Stack Analysis	RX RL	When using the Stack Analysis view with GCC, CCRX and the CCRL compilers from V7.8 you do not need to connect to the Debugger to use the "Jump to source file" feature. 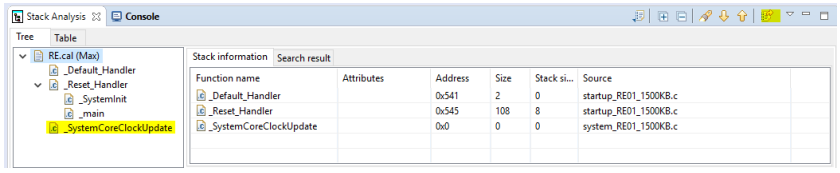 You can now select the symbol in the tree view and press "Jump to source file" button at any time. This opens the source file the cursor jumps to specified line of this symbol.
CCRL Build plugins	RL	The CCRL compiler command line option names have now been added to all captions on Tool Settings panel. 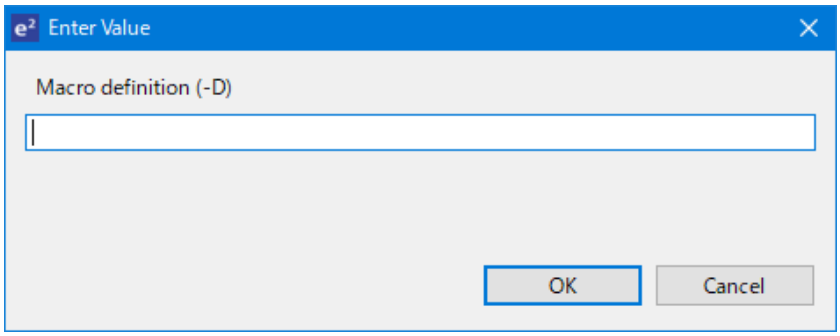

		If you know only the Compiler/Assembler/Linker switch name, it is difficult to find the target build option in the Tool Settings panel. This solution will help solve this problem and make them easier to find.
RA Configurator	RA	The properties view when configuring software modules for RA has been enhanced to support a tree structure. 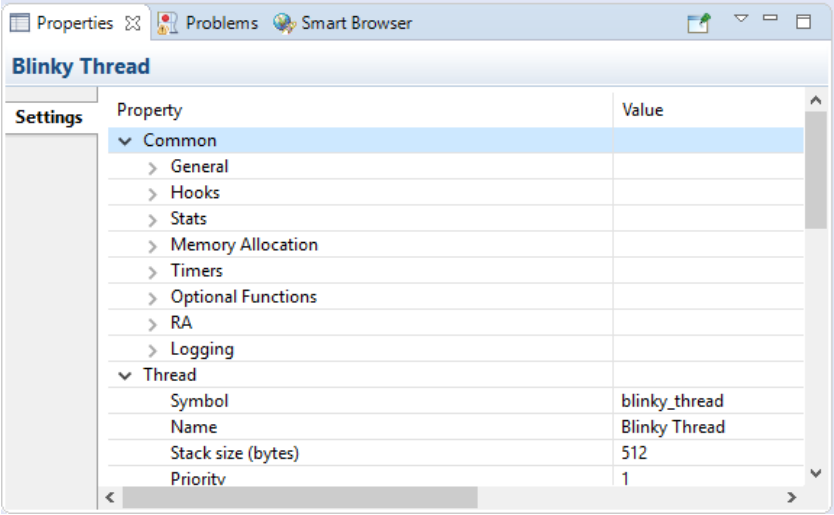 This allows a more logical and user-friendly grouping of property values for RA modules.

Smart Configurator

RX

RZ

The Smart Configurator has been enhanced.
Added FIT component configurations details into the device migration report file (html).

1.1 r_bsp

Success.

Table 1-1-1 Configuration migration status

Configuration Settings	Value(Before device)	Value(After device)	Configuration migration status
Startup select	Enable (use BSP startup)	Enable (use BSP startup)	Success.
User stack setting	2 stacks	2 stacks	Success.
User stack size	0x400	0x400	Success.
Interrupt stack size	0x100	0x100	Success.
Heap size	0x400	0x400	Success.

Added a new context menu item to allow multiple selection and assignment of pins:

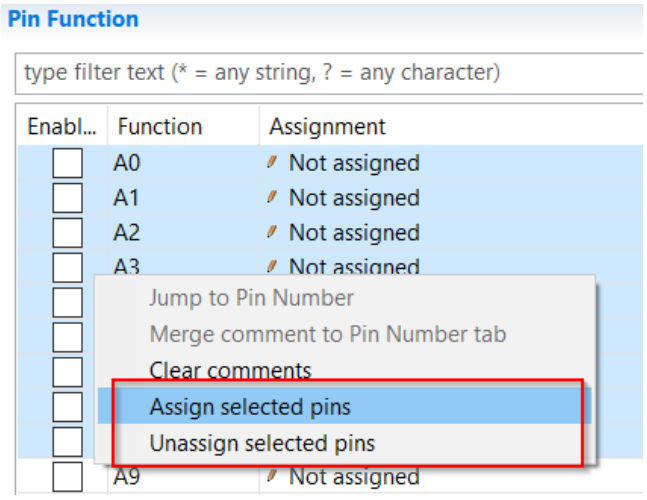

Added a preferences page to allow pin errors and warnings to be escalated or ignored (Under C/C++ - Renesas - Smart Configurator - Pin Errors/Warnings):

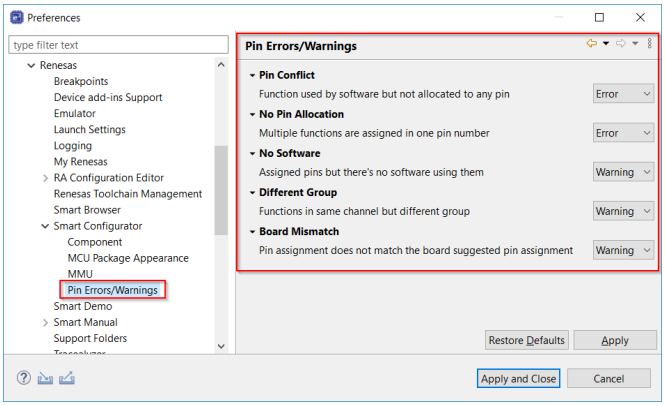

5. Useful workarounds and information for 7.8.0

Please visit the Renesas FAQ for e² studio for the latest up to date information:

Online FAQ link.

ID	Component	Workaround or information
	Application	When using the check for updates feature within e² studio and updating from 7.0.x to 7.1.x the initial restart after the update fails. An error message is displayed. Subsequent launches of e² studio work without issue. This is caused by the update to Java.
	SH support	The Renesas SH device family is no longer supported in e² studio. If you need to use the SH device support, please use e² studio 5.4 or earlier.
	Importing old projects into 6.x	All projects being migrated into the latest e² studio from e² studio 5.4 and earlier versions will need to be migrated to the new builder plugins. The new builder plugins have different user interface pages and different option IDs. Upon opening an older workspace, the following dialog would be displayed: 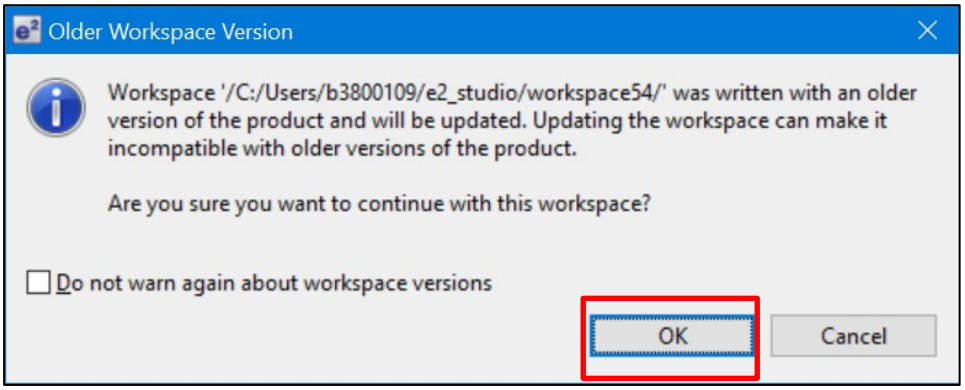 Clicking OK will update the workspace to the newer e² studio. Importing an existing project to the workspace or opening a workspace with old projects will automatically start the legacy project upgrade procedure. If for some reason this process does not start it is also possible to launch the "Upgrade Legacy of e2 studio Projects..." from the project context menu. 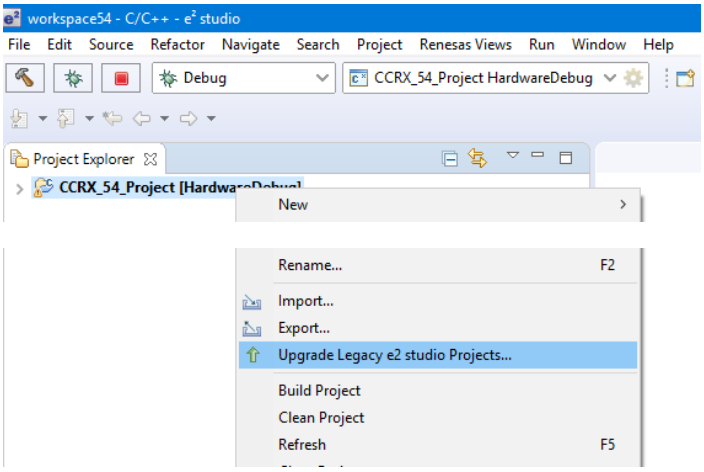

The automatic system pops up a message bubble in the bottom left of the e² studio application window.

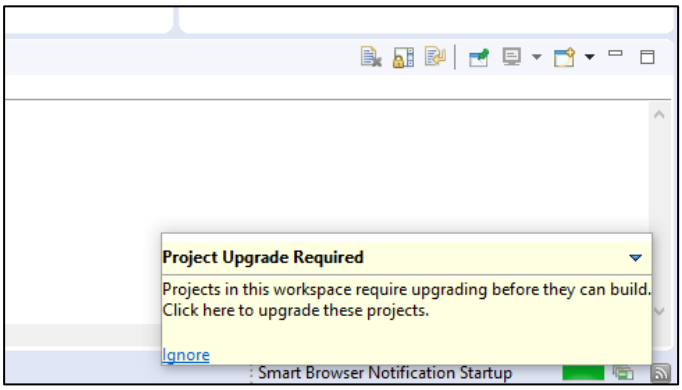

After selecting the menu item or clicking the bubble the following dialog will be shown:

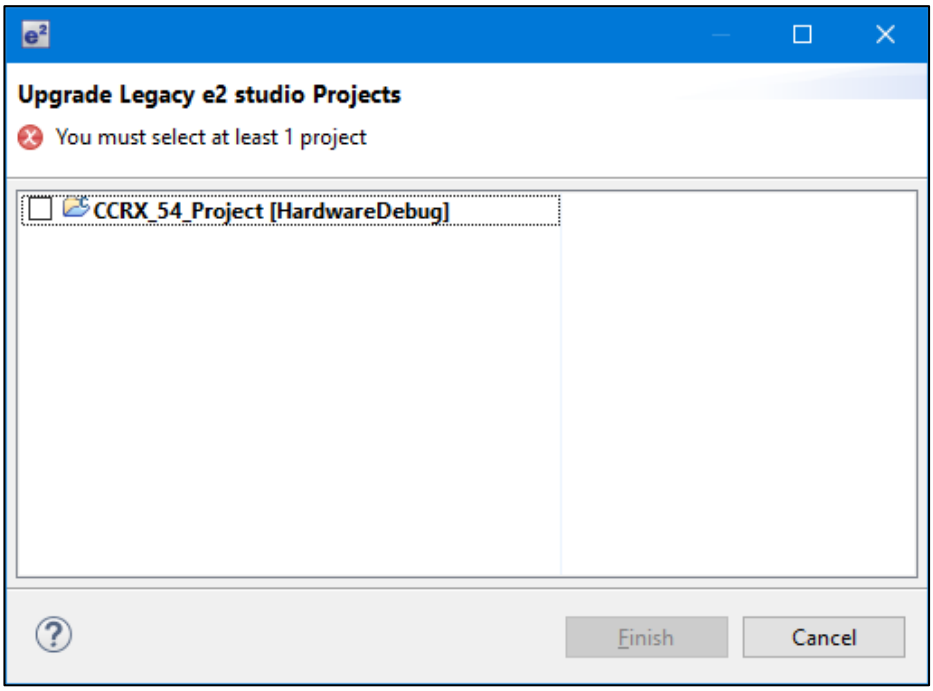

To upgrade the project, click the corresponding check box and then click Finish. Note, this will update the project to the latest build plugins and options. Before doing this, you should ensure your project is backed up as this operation is not reversible.

It is possible to upgrade multiple projects in a single operation.

For the GCC toolchains for RX, RL and GNUARM-NONE have been made to the build options which mean we cannot guarantee the same binary output after upgrade. Please consider this before upgrading.

Another consideration for migration is that debug configurations when opened in 6.0 will also need to be migrated. The following message will be displayed.

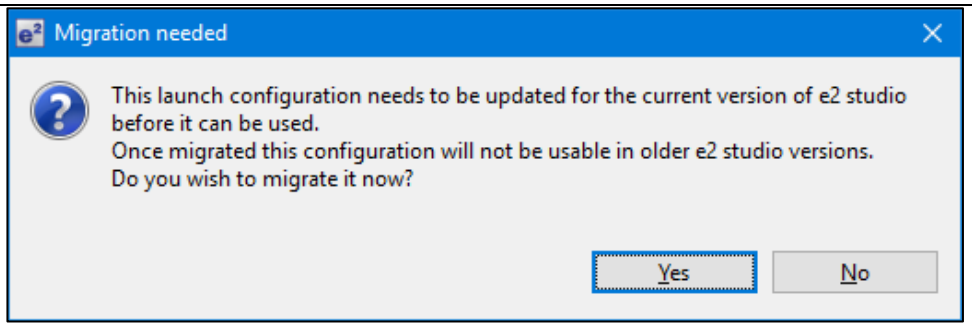

Please ensure that your projects are backed up or in revision control before migration allowing you to return to older versions if required.

Toolchain Management

Before e² studio 6.0 the toolchain management facility automatically upgraded or downgraded the imported project to the latest tools installed on the host machine.

This no longer happens in the latest e² studio. Instead the toolchain remains the same and user operation is the only way to change the toolchain version.

This operation is now available within the build settings on the toolchain tab. An example of CCRX is shown below:

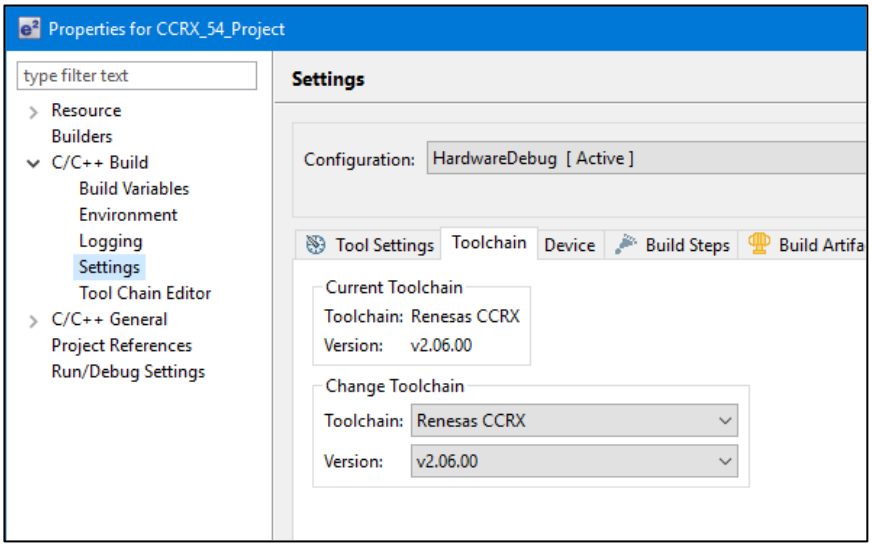

If the particular toolchain version does not exist and build is performed, then an error message is displayed and the build will fail.

RZ Toolchain

The now legacy KPIT GNU ARM-NONE toolchain is still supported within the e² studio product but now using the gnuarmeclipse plugins.

In addition RZ within e² studio now supports the GNU ARM Launchpad toolchain. Available from https://launchpad.net/gcc-arm-embedded.

One drawback of this toolchain is that it does not have a standard library builder provided in the same manner as the legacy KPIT ARM-NONE toolchain. To use this feature for ARM Launchpad and gain access to the more efficient optlib libraries a further download is required.

This can be downloaded within the e² studio installer or directly from here: https://gcc-renesas.com/rz/rz-download-toolchains/

Once integrated it is possible to integrate the library generator from the toolchain tab of the build settings page.

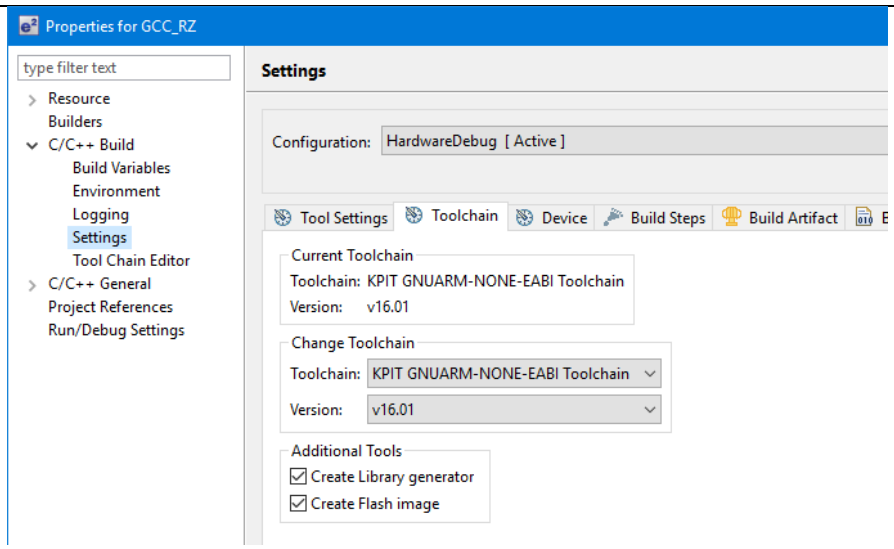

See “Create Library generator” option. Once checked the library generator (libgen) is added to the available tool settings.

	QE compatibility	If QE for TCP/IP V1.0.0 is used, please update it to V1.0.1. Other QE series can be used with e² studio 6.0. What is QE? https://www.renesas.com/qe Details of QE for TCP/IP https://www.renesas.com/qe-tcpip
5954	Application	If you experience the error message “org.eclipse.swt.SWTError: No more handles” this can be caused by certain multi-monitor software and the Eclipse framework. If this error occurs there are 2 workarounds: 1. Use a single monitor display. 2. Uninstall the multiple monitor software from your graphics chipset vendor and revert to the standard Windows multi-monitor feature.
6981	RL78 Debugging	When debugging IAR C source file with an OCD emulator (E1), the Monitor program area (0x00002-0x00003) is used. So this area must be excluded from usable address space. Please add '-HFF' in the linker option. 1. Open Property. 2. Select [C/C++ build]-[Settings] at left side. 3. Select 'IAR RL78 Xlink linker' at right side, add '-HFF' at the textbox 'command'. Not doing this will cause problems with connection and download when using interrupts.
NA	Application	If you are experiencing slow building of projects within e² studio there are some possibilities to improve. The system environment will attempt to find the make.exe tool via the system environment. If you ensure the directory, make resides in is at the start of the path variable it will find it more quickly. Especially important if there are network drives in the path.

		In the project properties, C/C++ Build tab, behavior tab you can switch on parallel build. This will take advantage of the multi-cores on your host machine if it has them.
NA	RZ GCC	In 3.0 the KPIT GCC RZ toolchain was supported at version 14.01. This version is no longer supported within e² studio. KPIT modified the name of their ARM toolchain to be ARM-none-eabi to follow standard ARM naming convention like other GCC toolchain vendors. The ARM-none toolchain is available at versions 14.01, 14.02 and 16.01 from the www.gcc-renesas.com website. The binaries in the 14.01 version are identical to those used in the 14.01 RZ toolchain. Once the toolchain is installed your projects will be imported and ported to ensure there is as little disruption as possible due to this change.
NA	KPIT GCC	The KPIT toolchains are now no longer supported by the www.kpitgnutools.com website. Support is now available from the www.gcc-renesas.com website. In addition, there are two new releases for the GNU toolchains for RX and RL78. These are now named Renesas GCC for RX and Renesas GCC for RL78. Both integrate into e² studio and can be selected from the project wizard.
2010	HEW Importer	Symptoms: Project fails to build after importing a legacy project from HEW Conditions: If a long filename or path is used, and the HEW project importer is used, the project may fail to build. Workaround: Move the original HEW project to a shallow directory structure (i.e.) C:\Workspace and import from there. Also, ensure that the HEW project is relocated before importing into e² studio.
1922	Application	Symptoms: Project fails to build in first instance after archive project import (not from HEW) Conditions: If an archived project is imported, it may fail to build the first time, due to a residual .d file. Workaround: Clean and Build a second time.
2762	CODAN	When using assembly code within a C source file, CODAN errors can be observed in the editor. Even though the project builds successfully, or even after rebuild index. Indexer buffer can be insufficient to process whole project. Please try giving larger values for the following configurations. Open preferences dialog through “Window”->” Preferences” menu. In “C/C++” -> “Indexer” tree, you will indexer configuration as shown below:

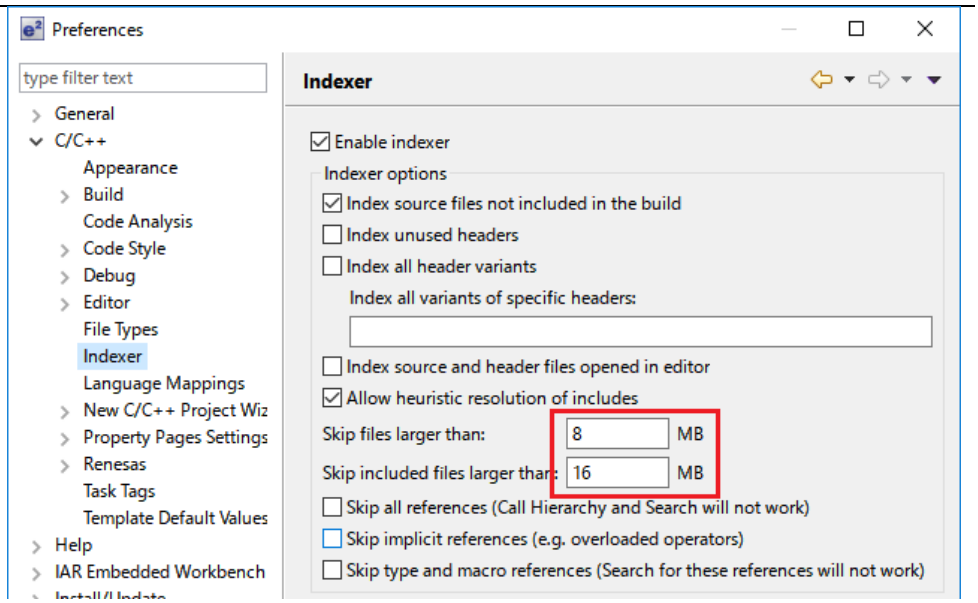

		Put larger values for each red-framed variables, then rebuild project or rebuild index.
2728	GDB	Step into does not always work when using the CC-RX 1.02.01 toolchain. To ensure this behaves correctly you will need to use CC-RX 2.00.00 or greater as this issue with the debug information is corrected in this release.
NA	Eventpoints	If eventpoints do not always work just after they are set, you can use the "Apply to Target" toolbar button in the Eventpoint view to send the Eventpoints to the target manually. This will always ensure the debugger target has all the required eventpoint updates before execution starts.
5772	IAR Plugins	The IAR Plugin Manager is included in e² studio and provides support for RX, RL78, RH850 and RZ (ARM). This tool simplifies installation and configuration of IAR toolchain plugins. You can access this though Help -> IAR Embedded Workbench plugin manager.
6184	RL78/CC-RL debugging	When the load module for RL78/G10 which created at CC-RL is debugged in E1, please specify the following option: [Linker] -> [Device] -> "Set enable/disable on-chip debug by link option
7217	Application	The restore default settings does not restore all the options set during project generation. Instead, it sets the defaults to the base settings for the device family in use.
7524	RZ/T1 Debugging	In a RZ/T1 RAM-based project, the "Reload" function does not work. Reloading or re-downloading during debugging resets the device and the RAM content is erased. To continue the debugging, disconnect and connect the debugger again.
	Use spaces as tabs	Eclipse and CDT both have settings for use spaces as tabs. The option on the Editor preferences page conflicts with the CDT formatter settings. To change the use spaces as tabs option in e² studio please use this page:

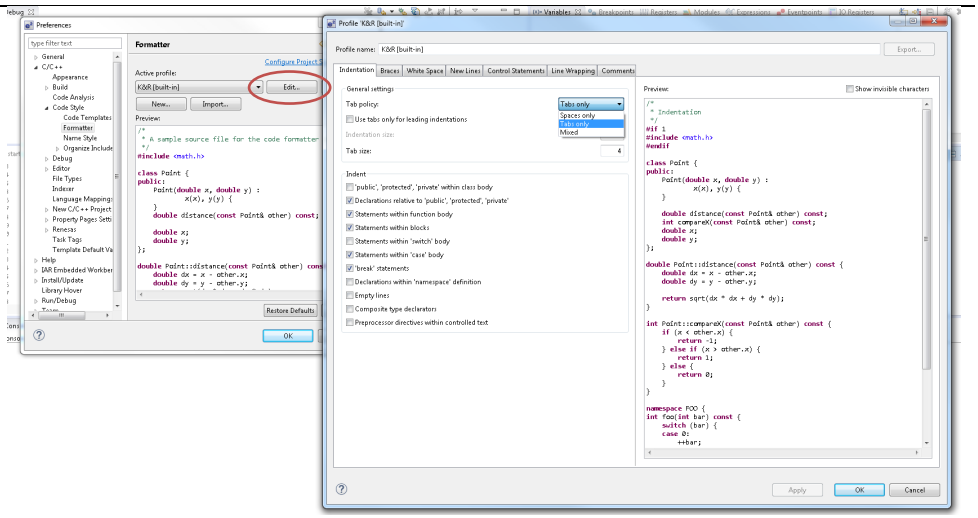

	Installer problems	In some situations, the AVG virus checker appears to interfere with the e² studio installation process. If you experience such a problem, please temporarily disable the AVG tool and try the installation again.
	Antivirus	In some situations, the Norton anti-virus tool can interfere with the building of Renesas Synergy projects. If possible, please disable the antivirus program when building Renesas Synergy projects on systems with Norton Antivirus installed.
	Green Hills RH850 Projects	When debugging the RH850 object built with the Green Hills compiler in e² studio, specify the following option for the compiler option: `-gtws` The GUI setting menu is as follows. [GHS C Compiler for V800 Standalone]-[Debugging Option] "Generate Target-Walkable Stack" -> On If this option is not specified, Step Over and Step Return may not work properly.
17052	Debugging	When debugging using a project with duplicate filenames that are in different source folders problems can be seen with breakpoint setting. When a breakpoint is set at a source line in this file it will also stop at the same source line in the other same named file when execution passes through.
18505	RZ debugging	When debugging with RZ/T1 in certain situations you may experience problems stepping: If the following conditions are met: 1. Code is located close to address 0x0 2. There is very little library code included into the project 3. There are unused functions in the program The possibility arises that the code cannot be debugged. This due to `--gc-sections` linker option which removes the unused functions but not the related debug information. There are several solutions to this problem: a. disable `--gc-sections` until those functions are used b. remove the unused functions

	RZ GCC Build	In the latest e² studio, the RZ import functionality has been improved. However, there are still possibilities of older projects causing problems when imported into e² studio. In older versions of the RZ build plugins the FPU option was not being handled correctly. When setting the “Soft” Floating point ABI the command line was still receiving `-mfpu=vfpv3` incorrectly. This can now cause problems with older start-up code in older RZ projects. After import if you see an error relating to this please add `-mfpu=vfpv3` to the “Other Assembler Flags” page of the Assembler tool. In addition, when migrating some RZ/A1 projects you may experience import problems unless you build the project in 5.4 first.
	RZ DS-5 Project Import	When a DS-5 project is imported into e² studio the environment variables for Path and TCInstall are copied from the DS-5 environment. This is not correct. The way to correct this problem is to delete both paths and replace them with correct values to your toolchain. If you are unsure how to correct this please create a new project and copy the values from this to the converted project.
	RX & RL78 GCC Project Import	When importing a KPIT RL78/RX Library C/C++ project from e² studio 5.4 or before the build artifact settings are not correct. The output prefix should be set to “lib” but is in fact empty.

	RZ/G debug	In the case of debugging Linux application for RZ/G, the following error messages are shown in GDB server console when pushing [Step in] button or [Step Over] button.
		These messages can be ignored because the Step debugging should work properly even with these messages.
		
		Examples of error messages:
		`PassthroughTargetCommunication::sendResponse error 42 46`
		`PassthroughTargetCommunication::sendResponse error 10 15`
		`PassthroughTargetCommunication::sendResponse error 42 46`

21863	RX & RL Debugging	In previous releases there were some problems with stepping in some situations when using the CCRX and CCRL toolchains. A fix has been made to the debug object converter. To see this improvement please clean and rebuild the project. The debug information will then be updated, and the stepping will be more correct and reliable.
	Code Generator registration	When using multiple installations of e² studio on your machine you may find that subsequent installations do not work correctly with the code generator. The effect is that the code generator cannot be created or added to projects. Existing projects can be used by the code generator views appear empty. If this is the case, then the code generator must be manually registered. To do this execute the following tool: e.g. `C:\Renesas\e2_studip\eclipse\plugins\com.renesas.cg_2.11.0.v20180601-1047\CodeGenerator\Tools\register COM.bat`

25278	Synergy debugging	When loading Symbols from multiple .elf files compiled using the IAR toolchain, the user will need to add ".text" before place in FLASH_region command inside the .icf Script.
		e.g.
		`".text":`
		`place in FLASH_region { block LOCK_LOOKUP,`
		`ro,`
		`ro section .rodata,`
		`block QSPI_NON_RETENTIVE_INIT_BLOCK,`
		`block RAM_INIT_CODE,`
		`block USB_DEV_DESC_BLK };`

25273	RZ Device Migration	When changing the device from a RZ/A1 and attempting to swap to a RZ/T1 the device migration is not successful. The source code is not migrated successfully, and the build fails. This is due to the different start-up code structure between these devices. In this case please create a new project and copy the required source to the newly created project.
25195	RZ/A2M Smart Configurator	When creating a project of RZ / A2M, the following Warning is displayed in the Problems view for the src / renesas / configuration folder. `"Invalid project path: Include path not found"` [Workaround] Delete the specification of this folder with the compile option include path setting.
24883	R2/A2M	RZ / A2M project generated by e² studio does not support GCC ARM 7.x. Please use GCC ARM 6.3.
27960	Code Generator	It is not currently possible to add the code generator to a RX IAR project which is using the version 4.x. An error will be displayed with the error message "The selected project is not supported by Code Generator!" Note: This issue does not occur with IAR Toolchain for RX (3.x).
27913	GDB server RL78	When debugging with an EZ cube, real-time refresh significantly slows down debugging features and it makes e² studio look like suspended.
12123	Linker Script Editor	The Linker Script Editor may report errors when using some Wild Identifiers such as 1file.o and *filename.o.. Although these are valid file names and valid identifiers according to the Linker Script syntax, they need to be quoted when using the Linker Script Editor. (e.g. "1file.o" and "*filename.o").
	RZ/G Linux Platform Tools	When using RZ/G Linux Platform Tools, gnu.io.rxtx plug-ins should be installed same as Nebula plug-ins. Please follow the below steps to install gnu.io.rxtx plug-ins. Start the e² studio and select [Help] -> [Install New Software] from the menu bar to open the [Install] dialog box. Click on the [Add] button, enter “GNU RXTX Plugin Update Site” as a name and“http://rxtx.qbang.org/eclipse/” as a location, and click on the [OK] button.

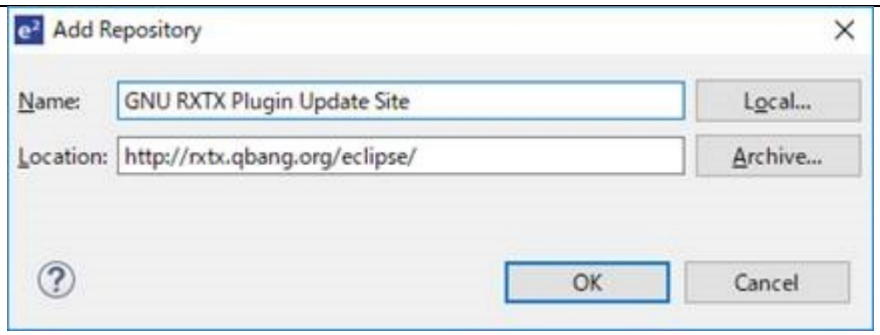

Select [RXTX 2.1-7r4] -> [RXTX End-User Runtime] from the list, click on the [Next] button, confirm the license, and install the plug-ins.

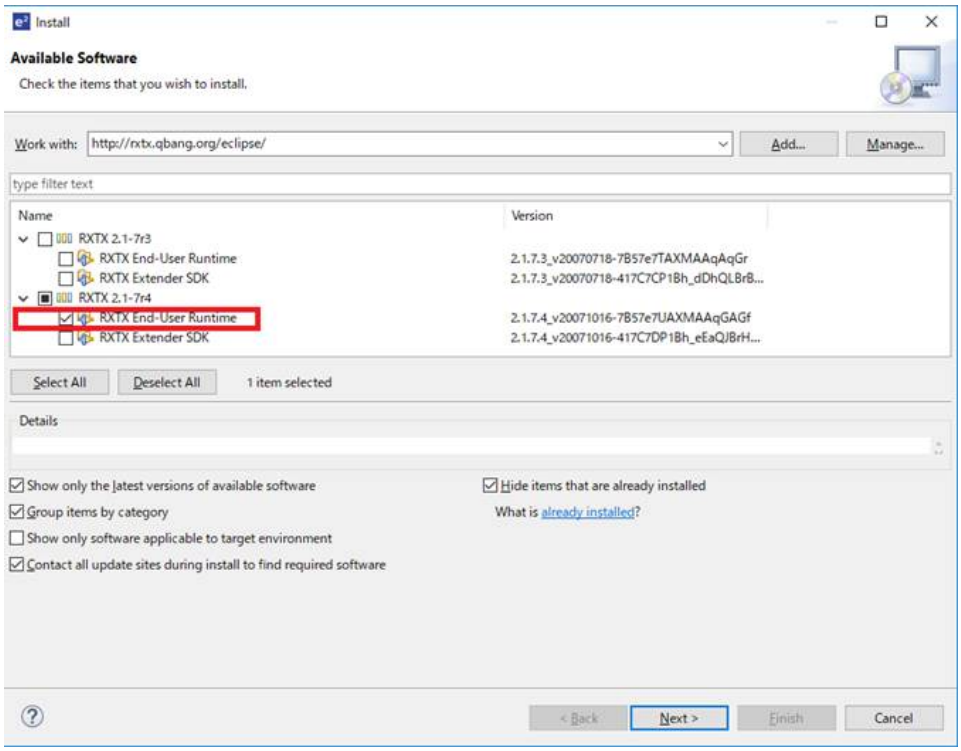

33753	ARM GCC Plugins	When creating an RZ CPP project and selecting "Optimized" for Library Generator, the path to optlibinc folder is missing from Compiler's Includes paths. As a workaround, the path can be manually added.
32564	MyRenesas	Due to differences in the login data between 7.8 and the 2020-04 e2 studio version the FreeRTOS download feature does not work in 7.7/8 if the user has logged into MyRenesas or changed their login data details using 2020-04. If you previously used 7.7/8 prior to using 2020-04 and have not changed your login details, then both versions will work correctly. If you need to use MyRenesas in older versions of e2 studio after logging in using 2020-04 then you will need to close all e2 studio instances and delete the file "%USERPROFILE%\.eclipse\org.eclipse.equinox.security\secure_storage". Be aware that doing this will remove stored passwords for any Eclipse-based application.
32543	QE	When updating e2 studio versions using an installer any installed QE tools are removed and then must be reinstalled. To preserve QE tools during an update use the "Check for Updates" function in the "Help" menu to perform an in-place online update.
30689	J-link	It is now possible to configure JLink to select a remote IP name or address.

		However currently the user interface does not support this feature. It can be supported by adding extra commands in the debug configuration. Under the Jlink section in the Debug Connection settings you can select USB or IP. If IP is selected, then you will need to specify an IP address/name and optionally a port number. GDB Server expects the command line parameter (examples): -uSelect= IP=192.168.56.1:8080 -uSelect= IP=localhost:0 -uSelect= IP=jlink.segger.com
30613	RH850	When viewing flash memory in the Memory View, it can be confusing as the values for this memory type can be random for unwritten blank flash memory regions. This can then result in many false positives for memory changes, resulting in more memory changes than expected. (red text) To fix this the debugger supports detection and filling of blank addresses areas with a user specified hex byte value. There is currently no user interface support for this feature. So, you need to add the following command parameters to the additional commands section of the debug configuration. The GDB command line option is: -uBlankFlaskFill= BB with the blank fill value being 0xBB. Specifying this value enables the feature, by default it is off.

6. Open Issues in 7.8.0

Open issues in the e² studio 7.8 product will be kept up to date here:

Please visit to see the latest open issue list.

7. Appendix

7.1 Website and Support

Renesas Electronics Website

http://www.renesas.com/

Inquiries

http://www.renesas.com/contact/

All trademarks and registered trademarks are the property of their respective owners.

“FreeRTOS™ is the trademark of Amazon Web Services, Inc.

AWS™, Amazon Web Services™ is the trademark of Amazon Web Services, Inc.”

GITHUB® is the trademark registered in the United States by GitHub, Inc.

Notice

1. Descriptions of circuits, software and other related information in this document are provided only to illustrate the operation of semiconductor products and application examples. You are fully responsible for the incorporation or any other use of the circuits, software, and information in the design of your product or system. Renesas Electronics disclaims any and all liability for any losses and damages incurred by you or third parties arising from the use of these circuits, software, or information.
2. Renesas Electronics hereby expressly disclaims any warranties against and liability for infringement or any other claims involving patents, copyrights, or other intellectual property rights of third parties, by or arising from the use of Renesas Electronics products or technical information described in this document, including but not limited to, the product data, drawings, charts, programs, algorithms, and application examples.
3. No license, express, implied or otherwise, is granted hereby under any patents, copyrights or other intellectual property rights of Renesas Electronics or others.
4. You shall not alter, modify, copy, or reverse engineer any Renesas Electronics product, whether in whole or in part. Renesas Electronics disclaims any and all liability for any losses or damages incurred by you or third parties arising from such alteration, modification, copying or reverse engineering.
5. Renesas Electronics products are classified according to the following two quality grades: “Standard” and “High Quality”. The intended applications for each Renesas Electronics product depends on the product’s quality grade, as indicated below.
   "Standard": Computers; office equipment; communications equipment; test and measurement equipment; audio and visual equipment; home electronic appliances; machine tools; personal electronic equipment; industrial robots; etc.
   "High Quality": Transportation equipment (automobiles, trains, ships, etc.); traffic control (traffic lights); large-scale communication equipment; key financial terminal systems; safety control equipment; etc.
   Unless expressly designated as a high reliability product or a product for harsh environments in a Renesas Electronics data sheet or other Renesas Electronics document, Renesas Electronics products are not intended or authorized for use in products or systems that may pose a direct threat to human life or bodily injury (artificial life support devices or systems; surgical implantations; etc.), or may cause serious property damage (space system; undersea repeaters; nuclear power control systems; aircraft control systems; key plant systems; military equipment; etc.). Renesas Electronics disclaims any and all liability for any damages or losses incurred by you or any third parties arising from the use of any Renesas Electronics product that is inconsistent with any Renesas Electronics data sheet, user’s manual or other Renesas Electronics document.
6. When using Renesas Electronics products, refer to the latest product information (data sheets, user’s manuals, application notes, “General Notes for Handling and Using Semiconductor Devices” in the reliability handbook, etc.), and ensure that usage conditions are within the ranges specified by Renesas Electronics with respect to maximum ratings, operating power supply voltage range, heat dissipation characteristics, installation, etc. Renesas Electronics disclaims any and all liability for any malfunctions, failure or accident arising out of the use of Renesas Electronics products outside of such specified ranges.
7. Although Renesas Electronics endeavors to improve the quality and reliability of Renesas Electronics products, semiconductor products have specific characteristics, such as the occurrence of failure at a certain rate and malfunctions under certain use conditions. Unless designated as a high reliability product or a product for harsh environments in a Renesas Electronics data sheet or other Renesas Electronics document, Renesas Electronics products are not subject to radiation resistance design. You are responsible for implementing safety measures to guard against the possibility of bodily injury, injury or damage caused by fire, and/or danger to the public in the event of a failure or malfunction of Renesas Electronics products, such as safety design for hardware and software, including but not limited to redundancy, fire control and malfunction prevention, appropriate treatment for aging degradation or any other appropriate measures. Because the evaluation of microcomputer software alone is very difficult and impractical, you are responsible for evaluating the safety of the final products or systems manufactured by you.
8. Please contact a Renesas Electronics sales office for details as to environmental matters such as the environmental compatibility of each Renesas Electronics product. You are responsible for carefully and sufficiently investigating applicable laws and regulations that regulate the inclusion or use of controlled substances, including without limitation, the EU RoHS Directive, and using Renesas Electronics products in compliance with all these applicable laws and regulations. Renesas Electronics disclaims any and all liability for damages or losses occurring as a result of your noncompliance with applicable laws and regulations.
9. Renesas Electronics products and technologies shall not be used for or incorporated into any products or systems whose manufacture, use, or sale is prohibited under any applicable domestic or foreign laws or regulations. You shall comply with any applicable export control laws and regulations promulgated and administered by the governments of any countries asserting jurisdiction over the parties or transactions.
10. It is the responsibility of the buyer or distributor of Renesas Electronics products, or any other party who distributes, disposes of, or otherwise sells or transfers the product to a third party, to notify such third party in advance of the contents and conditions set forth in this document.
11. This document shall not be reprinted, reproduced or duplicated in any form, in whole or in part, without prior written consent of Renesas Electronics.
12. Please contact a Renesas Electronics sales office if you have any questions regarding the information contained in this document or Renesas Electronics products.

(Note 1) “Renesas Electronics” as used in this document means Renesas Electronics Corporation and also includes its directly or indirectly controlled subsidiaries.

(Note 2) “Renesas Electronics product(s)” means any product developed or manufactured by or for Renesas Electronics.

(Rev.4.0-1 November 2017)

SALES OFFICES Renesas Electronics Corporation http://www.renesas.com

Refer to "http://www.renesas.com/" for the latest and detailed information.

Renesas Electronics America Inc.
1001 Murphy Ranch Road, Milpitas, CA 95035, U.S.A.
Tel: +1-408-432-8888, Fax: +1-408-434-5351

Renesas Electronics Canada Limited
9251 Yonge Street, Suite 8309 Richmond Hill, Ontario Canada L4C 9T3
Tel: +1-905-237-2004

Renesas Electronics Europe Limited
Dukes Meadow, Millboard Road, Bourne End, Buckinghamshire, SL8 5FH, U.K
Tel: +44-1628-651-700, Fax: +44-1628-651-804

Renesas Electronics Europe GmbH
Arcadiastrasse 10, 40472 Düsseldorf, Germany
Tel: +49-211-6503-0, Fax: +49-211-6503-1327

Renesas Electronics (China) Co., Ltd.
Room 1709 Quantum Plaza, No.27 ZhichunLu, Haidian District, Beijing, 100191 P. R. China
Tel: +86-10-8235-1155, Fax: +86-10-8235-7679

Renesas Electronics (Shanghai) Co., Ltd.
Unit 301, Tower A, Central Towers, 555 Langao Road, Putuo District, Shanghai, 200333 P. R. China
Tel: +86-21-2226-0888, Fax: +86-21-2226-0999

Renesas Electronics Hong Kong Limited
Unit 1601-1611, 16/F., Tower 2, Grand Century Place, 193 Prince Edward Road West, Mongkok, Kowloon, Hong Kong
Tel: +852-2265-6688, Fax: +852 2886-9022

Renesas Electronics Taiwan Co., Ltd.
13F, No. 363, Fu Shing North Road, Taipei 10543, Taiwan
Tel: +886-2-8175-9600, Fax: +886 2-8175-9670

Renesas Electronics Singapore Pte. Ltd.
80 Bendemeer Road, Unit #06-02 Hyflux Innovation Centre, Singapore 339949
Tel: +65-6213-0200, Fax: +65-6213-0300

Renesas Electronics Malaysia Sdn.Bhd.
Unit 1207, Block B, Menara Amcorp, Amcorp Trade Centre, No. 18, Jln Persiaran Barat, 46050 Petaling Jaya, Selangor Darul Ehsan, Malaysia
Tel: +60-3-7955-9390, Fax: +60-3-7955-9510

Renesas Electronics India Pvt. Ltd.
No.777C, 100 Feet Road, HAL 2nd Stage, Indiranagar, Bangalore 560 038, India
Tel: +91-80-67208700, Fax: +91-80-67208777

Renesas Electronics Korea Co., Ltd.
17F, KAMCO Yangjae Tower, 262, Gangnam-daero, Gangnam-gu, Seoul, 06265 Korea
Tel: +82-2-558-3737, Fax: +82-2-558-5338

© 2018 Renesas Electronics Corporation. All rights reserved.

Colophon 7.0