

By Cheryl Brennan

What is a multi-port SRAM?

A multi-port is a static RAM with a dual-port or multi-port cell. Each port has separate address, data and control signals for accessing a common SRAM array.

How many transistors does each cell have?

IDT dual-ports typically use six transistors and two resistors per cell. Figure 1 depicts IDT's standard SRAM cell. It is a four transistor cell with

high impedance pull-up resistors to provide the proper circuit biasing. Figure 2 depicts the configuration of IDT's dual-port SRAM cell. This can be described as a standard four transistor memory cell with two additional transistors to provide an additional access path to the cell for both ports.

Figure 3 shows the configuration of IDT's FourPort SRAM cell. There are an additional four transistors. This allows up to four devices to access the memory simultaneously.

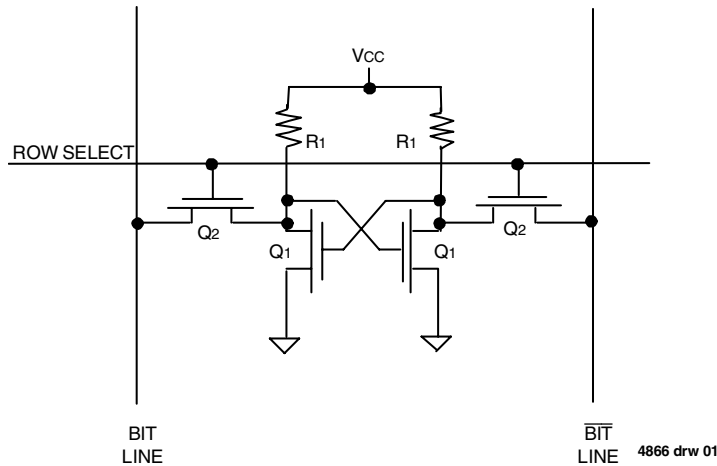


Figure 1. Standard Four Transistor Two Resistor Memory Cell

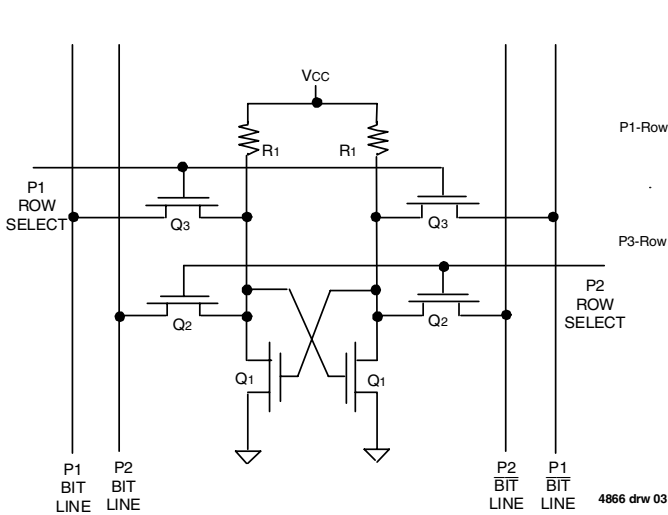


Figure 2. Dual-Port Memory Cell

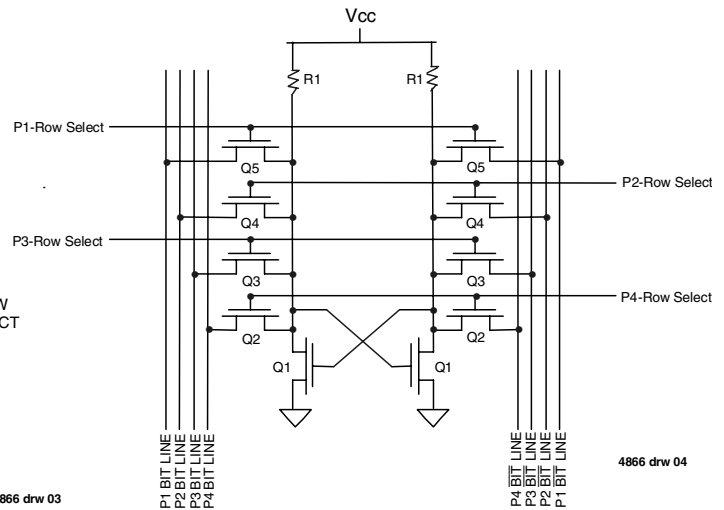


Figure 3. A Simple Example of a FourPort™ SRAM Configuration.

What are the different types of multi-port memories available?

- Asynchronous Dual-port SRAMs
- Synchronous Dual-port SRAMs
- FourPort™ SRAMs
- SARAM™ (Sequential Access Random Access Memory)
- Bank-Switchable™ Dual-port SRAMs

What are the differences between these various Multi-Port memories?

Asynchronous Dual-ports SRAMs—These dual-ports respond to address and control pin changes without the need for clocks or counters. These devices allow simultaneous access to a single static SRAM memory location from two busses. Refer to Application Note AN-91, "The Most Commonly Asked Questions About Asynchronous Dual-Ports." Most asynchronous dual-ports have arbitration logic.

Synchronous Dual-ports SRAMs—As the need for bandwidth has increased, there became a greater demand for faster internal operating speeds in dual-ports. The solution was introduced by IDT in 1992. The synchronous Dual-Ports use external clocking and internal counters to allow designers to run at faster speeds than that which can be achieved from standard asynchronous dual-ports. These dual-ports respond synchronously to address and control pin changes in relation to a clock edge. These devices allow simultaneous access to the same location in memory. IDT has two different options available on most synchronous dual-ports, Pipelined and Flow-through. The Pipelined option provides the highest bandwidth. The Flow-through synchronous option is used by designers who want the ease of integrating a synchronous dual-port in their synchronous system design. Additionally, we offer two different pinout architectures of the IDT synchronous dual-ports. In 1999 IDT introduced a 133MHz synchronous dual-port. In order to achieve the 133MHz performance it was necessary to interleave the I/O pins. For more information on the issues above refer to Application Note AN-254, "The Most Commonly Asked Questions About Synchronous Dual-Ports."

FourPort™ SRAMs—These devices need similar to the standard Asynchronous Dual-Ports. These devices allow simultaneous access to a single static SRAM from up to four processors. There are no clocks or counters needed. Most asynchronous dual-ports have arbitration logic. Refer to Application Note AN-91, The Most Commonly Asked Questions

About Asynchronous Dual-ports.

SARAM™—The SARAM™ is a Sequential Access Random Access Memory. This device that allows the designer to bridge the asynchronous and synchronous components of a system design. The SARAM™ has a sequential FIFO-like interface on one side and a SRAM on the other side. Refer to Application Note AN-120, "Functional Description of the IDT70825 SARAM™."

Bank-Switchable™ Dual-Port SRAM—The difference between a Dual-Port SRAM and the Bank Switchable Dual-Port SRAM is the number of transistors used in the cell. The Bank Switchable Dual Port uses the standard four transistor memory cell (see Figure 1). The BSDP is divided into four banks of memory. The Bank Switchable Dual-Port allows simultaneous access to the memory array, but each of the four banks can be accessed from only one port at a time.

What application notes are available?

- AN-02—Dual-port Simplify Communications in Computer Systems
- AN-09—Dual-port SRAMs Yield Bit Slice Designs Without Microcode
- AN-14—Dual-port SRAMs with Semaphore Arbitration
- AN-42—Using the IDT7050/7052 FourPort™ SRAMs in DSP and Matrix Processing Applications
- AN-43—The IDT FourPort™ SRAM Facilitates Multiprocessor Designs
- AN-45—Introduction to IDT's FourPort™ SRAM
- AN-59—Using IDT7024 and IDT7025 Dual-Port Static RAMs to Match System Bus Widths
- AN-68—Dual-port SRAM Simplifies PC-to-TMS320 Interface
- AN-70—Dual-port Interrupt Expansion
- AN-91—The Most Commonly Asked Questions About Asynchronous Dual-ports
- AN-120—Functional Description of the IDT70825 SARAM™
- AN-144—Synchronous Dual-Port Static RAMs for DSP and Communication Applications
- AN-253—Introduction to Multi-Port Memories
- AN-254—The Most Commonly Asked Questions About Synchronous Dual-ports
- AN-255—Dual-port Power and Board Layout Discussion

IMPORTANT NOTICE AND DISCLAIMER

RENESAS ELECTRONICS CORPORATION AND ITS SUBSIDIARIES (“RENESAS”) PROVIDES TECHNICAL SPECIFICATIONS AND RELIABILITY DATA (INCLUDING DATASHEETS), DESIGN RESOURCES (INCLUDING REFERENCE DESIGNS), APPLICATION OR OTHER DESIGN ADVICE, WEB TOOLS, SAFETY INFORMATION, AND OTHER RESOURCES “AS IS” AND WITH ALL FAULTS, AND DISCLAIMS ALL WARRANTIES, EXPRESS OR IMPLIED, INCLUDING, WITHOUT LIMITATION, ANY IMPLIED WARRANTIES OF MERCHANTABILITY, FITNESS FOR A PARTICULAR PURPOSE, OR NON-INFRINGEMENT OF THIRD PARTY INTELLECTUAL PROPERTY RIGHTS.

These resources are intended for developers skilled in the art designing with Renesas products. You are solely responsible for (1) selecting the appropriate products for your application, (2) designing, validating, and testing your application, and (3) ensuring your application meets applicable standards, and any other safety, security, or other requirements. These resources are subject to change without notice. Renesas grants you permission to use these resources only for development of an application that uses Renesas products. Other reproduction or use of these resources is strictly prohibited. No license is granted to any other Renesas intellectual property or to any third party intellectual property. Renesas disclaims responsibility for, and you will fully indemnify Renesas and its representatives against, any claims, damages, costs, losses, or liabilities arising out of your use of these resources. Renesas' products are provided only subject to Renesas' Terms and Conditions of Sale or other applicable terms agreed to in writing. No use of any Renesas resources expands or otherwise alters any applicable warranties or warranty disclaimers for these products.

(Rev.1.0 Mar 2020)

Corporate Headquarters

TOYOSU FORESIA, 3-2-24 Toyosu,
Koto-ku, Tokyo 135-0061, Japan
www.renesas.com

Contact Information

For further information on a product, technology, the most up-to-date version of a document, or your nearest sales office, please visit:
www.renesas.com/contact/

Trademarks

Renesas and the Renesas logo are trademarks of Renesas Electronics Corporation. All trademarks and registered trademarks are the property of their respective owners.